



## **AGENDA**

### **Meeting of the Board of Education**

To be held at The Administration Center  
1001 Leicester Rd. | Elk Grove Village, IL 60007  
Monday, August 9, 2021

**IMPORTANT NOTICE:** This meeting will be held in-person. Based on the Governor's most recent mandate, all attendees will be required to wear a mask regardless of vaccination status.

We also want to remind those attending that this meeting is being video livestreamed on YouTube. The video of the meeting will also be archived and available for viewing after the meeting has adjourned. For those sharing a public comment, please be mindful that you are being broadcast live and your comment will also be included in the video archive. To view the meeting via livestream visit [ccsd59.org/boelive](https://ccsd59.org/boelive).

**1.0 CALL TO ORDER – 6:00 P.M.** - Randy Reid, President

**2.0 ROLL CALL** – Patti Petrielli, Secretary

**3.0 PLEDGE OF ALLEGIANCE**

**4.0 PRESENTATIONS**

**5.0 COMMENTS AND SUGGESTIONS FROM THE PUBLIC**

As a reminder, this meeting is being video livestreamed on YouTube. The video of the meeting will also be archived and available for viewing after the meeting has adjourned. For those sharing a public comment, please be mindful that you are being broadcast live and your comment will also be included in the video archive.

**6.0 DISCUSSION ITEMS**

6.01 Discussion of Water Bottle Filler Stations

**7.0 CONSENT AGENDA**

7.01 Approval of Minutes-Prior Meetings

a. Regular Meeting Minutes of July 12, 2021

b. Closed Session Meeting Minutes of July 12, 2021

7.02 Disbursements Resolution

a. Disbursement Listing for 2020-21

b. Disbursement Listing for 2021-22

7.03 Acceptance of Financial Reports Reports

a. Detail Balance Sheet as of June 7, 2021

b. Combined Revenue and Expense Report as of June 7, 2021

c. Investment Report as of June 7, 2021

d. Activity Fund is Statements as of June 7, 2021

- 7.04 Acceptance of Recommendations: Human Resources Report
  - a. Certified Staff Contracts
  - b. ESP Compensation Notifications
  - c. CAMEO Compensation Notification
  - d. Certified Resignations
  - e. ESP Resignations
  - f. Lane Changes
- 7.05 Approval to Destroy 18 Month Old or Older Closed Session Recordings

## **8.0 ACTION ITEMS**

- 8.01 Approval of Revisions to the Board Working Agreement
- 8.02 Approval of the Intergovernmental Agreement Between the North Cook Intermediate Service Center and Community Consolidated School District 59
- 8.03 Approval of Library Grant
- 8.04 Adoption of Budget: Fiscal Year 2021/22
  - a. Revenue and Expense Report
  - b. State Budget Form
  - c. State Budget Detail

## **9.0 SPECIAL INTEREST TOPICS**

- 9.01 FOIA Requests

## **10.0 NEW/CONTINUING BUSINESS AND ANNOUNCEMENTS**

## **11.0 REPORTS OF THE BOARD OF EDUCATION**

## **12.0 SUPERINTENDENT REPORTS**

- 12.01 Summer Programming Highlights
- 12.02 Strategic Plan

- 13.0 CLOSED SESSION** for the discussion of: The appointment, employment, compensation, discipline, performance, or dismissal of specific employees of the District or legal counsel for the District, including hearing testimony on a complaint lodged against an employee or against legal counsel for the District to determine its validity. However, a meeting to consider an increase in compensation to a specific employee of a public body that is subject to the Local Government Wage Increase Transparency Act may not be closed and shall be open to the public and posted and held in accordance with this Act. **5 ILCS 120/2(c)(1)**

## **14.0 RECONVENE**

## **15.0 ADJOURNMENT**

**Individuals who require special accommodations because of a disability should contact the Educational Services Department at 847.593.4335.**

**The next regular meeting of the Board of Education will be held on September 13, 2021 at the District 59 Administration Center, 1001 Leicester Road, Elk Grove Village, IL 60007**

**[www.CCSD59.org](http://www.CCSD59.org)**

***School District 59-Preparing Students to be Successful for Life***

**COMMUNITY CONSOLIDATED SCHOOL DISTRICT 59**  
Elk Grove Township Schools

**Roll Call:**

Meeting of Monday, August 9, 2021

Time: \_\_\_\_\_

| Attendance: | Present                  | Absent                   |
|-------------|--------------------------|--------------------------|
| Espino      | <input type="checkbox"/> | <input type="checkbox"/> |
| Lang        | <input type="checkbox"/> | <input type="checkbox"/> |
| Mancilla    | <input type="checkbox"/> | <input type="checkbox"/> |
| Petrielli   | <input type="checkbox"/> | <input type="checkbox"/> |
| Reid        | <input type="checkbox"/> | <input type="checkbox"/> |
| Sagerer     | <input type="checkbox"/> | <input type="checkbox"/> |
| Schumacher  | <input type="checkbox"/> | <input type="checkbox"/> |



# DISCUSSION ITEMS



**COMMUNITY CONSOLIDATED SCHOOL DISTRICT 59**  
Elk Grove Township Schools

**RESOLUTION:      APPROVAL OF WATER BOTTLE FILLER STATIONS**

Background

Due to COVID-19, the Operations team has looked at measures to improve hygiene in district buildings, as well as creating a hands-free approach to daily activities. One initiative includes switching water fountains to bottle filler stations. These bottle filler stations fulfill the hands-free option; there are sensors that activate running water. This is equipment that will be installed by our staff. It will convert our current layouts from the mouthpiece to the bottle fillers.

Funding for this will come out of our Capital Projects (60) fund or the ESSER III dollars. This purchase was budgeted for in FY22.

Based on the items and prices collected, I recommend the district purchase the oasis bottle fillers, conversion kits and bottle filler versa filters from Ferguson.

| Water Bottle Fillers           |          |                    |                    |                        |
|--------------------------------|----------|--------------------|--------------------|------------------------|
| Item                           | Quantity | Ferguson           | A. Messe           | Key Construction Group |
| Oasis Bottle Filler            | 43       | \$814.44           | \$880.08           | \$902.00               |
| Conversion Kit Elkay to Oasis  | 14       | \$430.00           | \$441.18           | \$450.00               |
| Bottle Filler Versa Filter Kit | 57       | \$104.73           | \$107.45           | \$110.00               |
|                                |          |                    |                    |                        |
| <b>Total Cost</b>              |          | <b>\$47,010.87</b> | <b>\$50,144.61</b> | <b>\$51,356.00</b>     |

Recommendation

Adoption

Resolution

Motion made by \_\_\_\_\_, seconded by \_\_\_\_\_, to adopt the following resolution:

**BE IT RESOLVED THAT** on the 13th day of September 2021, the Community Consolidated School District 59 Board of Education recommend Ferguson for \$47,010.87 for oasis bottle fillers, conversion kits and bottle filler versa filter kits.

| Roll Call Vote: | Ayes                     | Nays                     | Absent                   | Abstain                  |
|-----------------|--------------------------|--------------------------|--------------------------|--------------------------|
| Espino          | <input type="checkbox"/> | <input type="checkbox"/> | <input type="checkbox"/> | <input type="checkbox"/> |
| Lang            | <input type="checkbox"/> | <input type="checkbox"/> | <input type="checkbox"/> | <input type="checkbox"/> |
| Mancilla        | <input type="checkbox"/> | <input type="checkbox"/> | <input type="checkbox"/> | <input type="checkbox"/> |
| Petrielli       | <input type="checkbox"/> | <input type="checkbox"/> | <input type="checkbox"/> | <input type="checkbox"/> |
| Reid            | <input type="checkbox"/> | <input type="checkbox"/> | <input type="checkbox"/> | <input type="checkbox"/> |
| Sagerer         | <input type="checkbox"/> | <input type="checkbox"/> | <input type="checkbox"/> | <input type="checkbox"/> |
| Schumacher      | <input type="checkbox"/> | <input type="checkbox"/> | <input type="checkbox"/> | <input type="checkbox"/> |

AYES: \_\_\_\_\_ NAYS: \_\_\_\_\_ ABSENT: \_\_\_\_\_ ABSTAIN: \_\_\_\_\_

MOTION (approved/defeated) VOTE: \_\_\_\_ - \_\_\_\_ - \_\_\_\_ - \_\_\_\_

\_\_\_\_\_  
President

ATTEST:  
  
\_\_\_\_\_  
Secretary



# CONSENT AGENDA



**COMMUNITY CONSOLIDATED SCHOOL DISTRICT 59**  
*Elk Grove Township Schools*

**RESOLUTION:      CONSENT AGENDA**

Background

A consent agenda consists of items that are, by general agreement, acceptable to all Board Members without discussion and can be approved by a single vote. The Consent Agenda shall include items of a routine nature on which the Board of Education has received sufficient background information to take action on the items presented for approval. Typically, the following routine items are included as part of a Consent Agenda: 1) minutes; 2) bills for payment; 3) periodic reports; 4) personnel; and 5) resolutions that are adopted annually.

If any member of the Board of Education requests removal of any item from the Consent Agenda or a member of the public requests to speak on a Consent Agenda Item, then that item shall be removed from the Consent Agenda and become the first item under the Action Agenda Item Section of the agenda. If an item is so removed from the Consent Agenda and added to the Action Agenda, then with respect to those items only, the Board of Education may take such action as it deems appropriate including the right to vote thereon.

Recommendation

Approval of the Consent Agenda as presented.

Resolution

Motion was made by \_\_\_\_\_, seconded by \_\_\_\_\_ to adopt the following resolution:

BE IT RESOLVED THAT on the 9th day of August, 2021, the Community Consolidated School District 59 Board of Education approve the Consent Agenda as presented/amended:

- 7.01 Approval of Minutes-Prior Meetings
  - a. Regular Meeting Minutes of July 12, 2021
  - b. Closed Session Meeting Minutes of July 12, 2021
- 7.02 Disbursements Resolution
  - a. Disbursement Listing for 2020-21
  - b. Disbursement Listing for 2021-22
- 7.03 Acceptance of Financial Reports      Reports
  - a. Detail Balance Sheet as of June 7, 2021
  - b. Combined Revenue and Expense Report as of June 7, 2021
  - c. Investment Report as of June 7, 2021
  - d. Activity Fund is Statements as of June 7, 2021

7.04 Acceptance of Recommendations: Human Resources Report

- a. Certified Staff Contracts
- b. ESP Compensation Notifications
- c. CAMEO Compensation Notification
- d. Certified Resignations
- e. ESP Resignations
- f. Lane Changes

7.05 Approval to Destroy 18 Month Old or Older Closed Session Recordings

| Roll Call Vote: | Ayes                     | Nays                     | Absent                   | Abstain                  |
|-----------------|--------------------------|--------------------------|--------------------------|--------------------------|
| Espino          | <input type="checkbox"/> | <input type="checkbox"/> | <input type="checkbox"/> | <input type="checkbox"/> |
| Lang            | <input type="checkbox"/> | <input type="checkbox"/> | <input type="checkbox"/> | <input type="checkbox"/> |
| Mancilla        | <input type="checkbox"/> | <input type="checkbox"/> | <input type="checkbox"/> | <input type="checkbox"/> |
| Petrielli       | <input type="checkbox"/> | <input type="checkbox"/> | <input type="checkbox"/> | <input type="checkbox"/> |
| Reid            | <input type="checkbox"/> | <input type="checkbox"/> | <input type="checkbox"/> | <input type="checkbox"/> |
| Sagerer         | <input type="checkbox"/> | <input type="checkbox"/> | <input type="checkbox"/> | <input type="checkbox"/> |
| Schumacher      | <input type="checkbox"/> | <input type="checkbox"/> | <input type="checkbox"/> | <input type="checkbox"/> |

AYES: \_\_\_\_\_ NAYS: \_\_\_\_\_ ABSENT: \_\_\_\_\_ ABSTAIN: \_\_\_\_\_

MOTION (approved/defeated)      VOTE: \_\_\_\_\_-\_\_\_\_\_ - \_\_\_\_\_-\_\_\_\_\_

\_\_\_\_\_  
President

ATTEST:  
  
\_\_\_\_\_  
Secretary

**COMMUNITY CONSOLIDATED SCHOOL DISTRICT 59**  
Elk Grove Township Schools

**RESOLUTION:        APPROVAL OF MINUTES - PRIOR MEETINGS**

Background

Minutes become the official and legal record of the acts and deliberations of the Board of Education. They reach this status on approval by the Board of Education completed during open session at a school board meeting.

Recommendation

Minutes should be approved as presented or amended by Board action.

Resolution

Motion made by \_\_\_\_\_, seconded by \_\_\_\_\_ to adopt the following resolution:

BE IT RESOLVED THAT on the 9th day of August 2021 the Community Consolidated School District 59 Board of Education approve the minutes of the following meetings (as presented/amended) by Board action:

- a. Regular Meeting Minutes of July 12, 2021
- b. Closed Session Meeting Minutes of July 12, 2021
- c. Regular Meeting Minutes of August 2, 2021

| Roll Call Vote: | Ayes                     | Nays                     | Absent                   | Abstain                  |
|-----------------|--------------------------|--------------------------|--------------------------|--------------------------|
| Espino          | <input type="checkbox"/> | <input type="checkbox"/> | <input type="checkbox"/> | <input type="checkbox"/> |
| Lang            | <input type="checkbox"/> | <input type="checkbox"/> | <input type="checkbox"/> | <input type="checkbox"/> |
| Mancilla        | <input type="checkbox"/> | <input type="checkbox"/> | <input type="checkbox"/> | <input type="checkbox"/> |
| Petrielli       | <input type="checkbox"/> | <input type="checkbox"/> | <input type="checkbox"/> | <input type="checkbox"/> |
| Reid            | <input type="checkbox"/> | <input type="checkbox"/> | <input type="checkbox"/> | <input type="checkbox"/> |
| Sagerer         | <input type="checkbox"/> | <input type="checkbox"/> | <input type="checkbox"/> | <input type="checkbox"/> |
| Schumacher      | <input type="checkbox"/> | <input type="checkbox"/> | <input type="checkbox"/> | <input type="checkbox"/> |

AYES: \_\_\_\_\_ NAYS: \_\_\_\_\_ ABSENT: \_\_\_\_\_ ABSTAIN: \_\_\_\_\_

MOTION (approved/defeated) VOTE: \_\_\_\_ - \_\_\_\_ - \_\_\_\_ - \_\_\_\_

\_\_\_\_\_  
President

ATTEST:  
  
\_\_\_\_\_  
Secretary

**Official Minutes of the Monday, July 12, 2021  
Board of Education Meeting**

---

**Call to Order** The Board of Education of Community Consolidated School District 59 in County of Cook, State of Illinois, held a meeting in accordance with provisions of the Open Meetings Act, according to Illinois law, at the District 59 Administration Center, 1001 Leicester Rd., Elk Grove Village, Illinois on July 12, 2021. The meeting was called to order at 6:00 PM.

**Roll Call**

**Members Present:** Daisy Espino, Courtney Lang, Robert Mancilla, Patti Petrielli, Joseph Sagerer and Mardell Schumacher.

**Members Absent:** Randy Reid

**Others**

Superintendent, Dr. Terri Bresnahan; Associate Superintendent, Tom Luedloff; Assistant Superintendent for Business Services/CSBO, Ron O'Connor; Assistant Superintendent for Instruction, Susan Savage; Assistant Superintendent for Human Resources, Ross Vittore; Assistant Superintendent for Growth & Assessment, Dr. Katie Ahsell; Assistant Superintendent for Innovative Learning & Communication, Ben Grey; Electronic Technician, Eddie Barrios; Recording Secretary, Cindy Pullen.

The sign-in sheet for the meeting is linked [HERE](#).

**3.0 PLEDGE OF ALLEGIANCE**

**4.0 PRESENTATION**

4.01 The board welcomed Dr. Terri Bresnahan to her first board meeting as CCSD59 Superintendent of Schools. Board members offered a word of welcome and congratulations for Dr. Bresnahan as she provided an update on the work she has been a part of since her start date.

**5.0 COMMENTS AND SUGGESTIONS FROM THE PUBLIC**

Ms. Lori Felde addressed the board on the topic of critical race theory.

Mrs. Ann Wing, DEA President, welcomed Dr. Bresnahan. She shared that she looks forward to working with her.

Nine comments were submitted via email and read by Vice President Lang. Those comments are linked [HERE](#)

## **6.0 DISCUSSION ITEMS**

### **6.01 Discussion of Revisions to the Board Working Agreement**

On January 12, 2015, the board approved the original Board Governance Document, establishing the CCSD59 Board of Education's purpose, roles, standards, agreements, and protocols.

Since its initial inception, the board has continued to make recommendations for revisions to the Board Governance Document during board discussions. At the July 12, 2021, board meeting, additional refinements were reviewed.

The board will vote on approval of the [updated Board Governance Document](#) at the board meeting on August 9, 2021.

### **6.02 Discussion of Board Governance Cycle**

The board discussed recommendations for revisions to the CCSD59 Board Governance Cycle. The current suggested revision can be viewed [here](#).

The board will vote on approval of the revised Board Governance Cycle at the board meeting on August 9, 2021.

## **7.0 CONSENT AGENDA**

**Motion** by Mrs. Schumacher, seconded by Mrs. Petrielli to adopt the following resolution:

BE IT RESOLVED THAT on the 12th day of July, 2021, the Community Consolidated School District 59 Board of Education approve the Consent Agenda as presented/amended:

- 7.01 Approval of Minutes-Prior Meetings
  - a. Regular Meeting Minutes of June 7, 2021
  - b. Closed Session Meeting Minutes of June 7, 2021
  - c. Special Meeting Minutes of June 21, 2021
  - d. Closed Session Meeting Minutes of June 21, 2021
- 7.02 Disbursements Resolution
  - a. Disbursement Listing for 2020-21
  - b. Disbursement Listing for 2021-22
- 7.03 Acceptance of Financial Reports Reports
  - a. Detail Balance Sheet as of May 3, 2021
  - b. Combined Revenue and Expense Report as of May 3, 2021
  - c. Investment Report as of May 3, 2021
  - d. Activity Fund is Statements as of May 3, 2021



- 7.04 Acceptance of Recommendations: Human Resources Report
  - a. Administrator Contracts
  - b. Certified Contracts
  - c. ESP Compensation Notifications
  - d. Administrator Resignation
  - e. Certified Resignation
  - f. ESP Resignations
- 7.05 Approval to Destroy 18 Month Old or Older Closed Session Recordings

**Roll Call** Ayes: 6 Espino, Lang, Mancilla, Petrielli, Sagerer and Schumacher  
Nays: 0  
Absent: 1 Reid  
Abstain: 0

Motion carried: 6-0-1-0

## **8.0 ACTION**

### **8.01 Approval of K&M Printing Company Donation**

**Motion** by Mr. Mancilla, seconded by Mrs. Petrielli to adopt the following resolution:

BE IT RESOLVED THAT on the 12th day of July, 2021, the Community Consolidated School District 59 Board of Education approves the the donation from K&M Printing Company of \$530.06 to purchase two chromebooks which will be raffle prizes at the District’s Back to School Events in August.

BE IT FURTHER RESOLVED THAT when the donation is received, the Superintendent shall communicate to K&M Printing Company, in writing, expressing the appreciation of the members of the Board of Education, and that this donation shall be listed in the “official” minutes of this meeting.

**Roll Call** Ayes: 6 Espino, Lang, Mancilla, Petrielli, Sagerer and Schumacher  
Nays: 0  
Absent: 1 Reid  
Abstain: 0

Motion carried: 6-0-1-0

### **8.02 Approval of Additional Treasurer’s Bond** [Treasurer's Bond Form](#)

**Motion** by Mrs. Petrielli, seconded by Mrs. Lang to adopt the following resolution:

WHEREAS the Board is required to approve the School Treasurer’s bond;

NOW, THEREFORE, BE IT RESOLVED, by the Board of Education of Community Consolidated School District No. 59, Cook County, Illinois, as follows:

Section 1. The Board incorporates the foregoing paragraphs of this Resolution as if set forth fully herein.

Section 2. The Board hereby approves this second School Treasurer’s bond as presented from July 1, 2021 to July 1, 2022 to fulfill the required amount up to \$63,319,843, as presented.

Section 3. This Resolution shall be in full force and effect upon its passage.

**Roll Call**      Ayes:    6    Espino, Lang, Mancilla, Petrielli, Sagerer and Schumacher  
                     Nays:    0  
                     Absent: 1    Reid  
                     Abstain: 0

Motion carried: 6-0-1-0

**9.0      SPECIAL INTEREST TOPICS**

**9.01    FOIA Request**

Mr. Vittore shared that two requests were made and responded to within the required time frame.

**10.0    NEW/CONTINUING BUSINESS AND ANNOUNCEMENTS**

**10.01   Discussion of Committee Meeting Dates**

Dr. Bresnahan asked that committees schedule their first meeting.

**10.02   Committee of the Whole Meeting Topics**

Dr. Bresnahan explained the purpose of the committee of the whole meeting. Some suggested topics include: Strategic Plan, Equity Audit & Learning Acceleration

---

**11.0    REPORTS OF THE BOARD OF EDUCATION**

Dr. Sagerer shared that the Finance & Facilities Committee met and are looking to update the camera at the buildings. They also reviewed the planning document.

Mrs. Schumacher shared that she visited Clearmont School to see the office construction.

**12.0    SUPERINTENDENT REPORTS**

**12.01   School Reopening Plan Update**

Dr. Bresnahan shared an update on ISBE guidance. The district is waiting on further guidance from Cook County. At this point, it has been determined that the district will return to the full traditional schedule. Full meal service (breakfast and lunch) will be provided. We will continue to clean/sanitize/wash hands. Students will have recess with no mask wearing requirement. Masks will be required while riding the bus. Remote learning will be available for quarantined students

only. A reopening plan will be sent out to families.  
Dr. Bresnahan shared the [linked document](#) with the board.  
Dr. Bresnahan shared that the leadership team is reading the book Think Again and provided a copy to each board member.

### **13.0 CLOSED SESSION**

**Motion** at 7:50 pm by Mrs. Petrielli, seconded by Dr. Sagerer to adopt the following resolution:

BE IT RESOLVED THAT on the 12th day of July 2021, the Community Consolidated School District 59 Board of Education recess in a closed meeting for discussion of “The appointment, employment, compensation, discipline, performance, or dismissal of specific employees of the District or legal counsel for the District, including hearing testimony on a complaint lodged against an employee or against legal counsel for the District to determine its validity. However, a meeting to consider an increase in compensation to a specific employee of a public body that is subject to the Local Government Wage Increase Transparency Act may not be closed and shall be open to the public and posted and held in accordance with this Act.” **5 ILCS 120/2(c)(1)**

**Roll Call** Ayes: 6 Espino, Lang, Mancilla, Petrielli, Sagerer and Schumacher  
Nays: 0  
Absent: 1 Reid  
Abstain: 0

Motion carried: 6-0-1-0

### **14.0 RECONVENE**

**Motion** at 8:10 pm by Mrs. Lang, seconded by Mr. Mancilla to adopt the following resolution:

BE IT RESOLVED THAT on the 12th day of July 2021, the Community Consolidated School District 59 Board of Education meeting is reconvened.

**Roll Call** Ayes: 6 Espino, Lang, Mancilla, Petrielli, Sagerer, Schumacher  
Nays: 0  
Absent: 1 Reid  
Abstain: 0

Motion carried: 6-0-1-0

**15.0 ADJOURNMENT**

**Motion** at 8:16 pm by Mrs. Schumacher to adopt the following resolution:

BE IT RESOLVED THAT on the 12th day of July, 2021, the Community Consolidated School District 59 Board of Education meeting is adjourned.

**Roll Call** Ayes: 6 Espino, Lang, Mancilla, Petrielli, Sagerer, Schumacher  
Nays: 0  
Absent: 1 Reid  
Abstain: 0

Motion carried: 6-0-1-0

\_\_\_\_\_  
President

ATTEST:

\_\_\_\_\_  
Secretary

**COMMUNITY CONSOLIDATED SCHOOL DISTRICT 59**  
*Elk Grove Township Schools*

**APPROVAL OF DISBURSEMENTS**

**RESOLUTION:**      August 9, 2021 -- FISCAL YEAR 2020-2021 DISBURSEMENTS &  
2021-22 DISBURSEMENTS

**SPECIAL NOTE:** Board members are encouraged to call the Assistant Superintendent for Business Services on Friday prior to the meeting, should they have questions relative to individual items on the list. Further documentation can then be provided prior to the meeting.

Recommendation

The Administration recommends approval of the list as presented.

Resolution

Motion made by \_\_\_\_\_, seconded by \_\_\_\_\_ to adopt the following resolution:

BE IT RESOLVED THAT on the 9th day of August 2021, the Community Consolidated School District 59 Board of Education approves disbursements for fiscal year 2020-21 in the amount of \$1,085,815 and disbursements for 2021-22 in the amount of \$17,574,300 as presented per the attachments to this resolution.

| Roll Call Vote: | Ayes                     | Nays                     | Absent                   | Abstain                  |
|-----------------|--------------------------|--------------------------|--------------------------|--------------------------|
| Espino          | <input type="checkbox"/> | <input type="checkbox"/> | <input type="checkbox"/> | <input type="checkbox"/> |
| Lang            | <input type="checkbox"/> | <input type="checkbox"/> | <input type="checkbox"/> | <input type="checkbox"/> |
| Mancilla        | <input type="checkbox"/> | <input type="checkbox"/> | <input type="checkbox"/> | <input type="checkbox"/> |
| Petrielli       | <input type="checkbox"/> | <input type="checkbox"/> | <input type="checkbox"/> | <input type="checkbox"/> |
| Reid            | <input type="checkbox"/> | <input type="checkbox"/> | <input type="checkbox"/> | <input type="checkbox"/> |
| Sagerer         | <input type="checkbox"/> | <input type="checkbox"/> | <input type="checkbox"/> | <input type="checkbox"/> |
| Schumacher      | <input type="checkbox"/> | <input type="checkbox"/> | <input type="checkbox"/> | <input type="checkbox"/> |

AYES: \_\_\_\_\_ NAYS: \_\_\_\_\_ ABSENT: \_\_\_\_\_ ABSTAIN: \_\_\_\_\_

MOTION (approved/defeated) VOTE: \_\_\_\_ - \_\_\_\_ - \_\_\_\_ - \_\_\_\_

\_\_\_\_\_  
President

ATTEST:  
  
\_\_\_\_\_  
Secretary



# COMMUNITY CONSOLIDATED SCHOOL DISTRICT 59

## DISBURSEMENT SUMMARY

8/9/2021 (2020/2021)

We, the undersigned officers of the Board of Education of Community Consolidated School District 59, Cook County,

| Bills Payable    |                   |                  | Payroll Summary |                              | Combined           |
|------------------|-------------------|------------------|-----------------|------------------------------|--------------------|
| General Account  | Insurance Account | Imprest Account  | Salaries        | Deductions & Benefits Checks | Total              |
| \$464,663        | \$235,806         | \$369,299        |                 | \$16,047                     | \$1,085,815        |
| <b>\$464,663</b> | <b>\$235,806</b>  | <b>\$369,299</b> | <b>\$0</b>      | <b>\$16,047</b>              | <b>\$1,085,815</b> |

\_\_\_\_\_  
*President, Board of Education*

\_\_\_\_\_  
*Date*





| CHECK<br>NUMBER   | CHECK<br>VENDOR      | CHECK<br>DATE | POST<br>DATE | INVOICE<br>DATE | INVOICE<br>NUMBER | INVOICE<br>DESCRIPTION   | AMOUNT    | ACCOUNT<br>NUMBER          | ACCOUNT<br>DESCRIPTION   |
|-------------------|----------------------|---------------|--------------|-----------------|-------------------|--|-----------|----------------------------|--|
| 187389            | Celtic Restoration G | 07/21/2021    | 07/21/2021   | 05/06/2021      | 202104-086        | Restoration of<br>Holmes - Flood   | 95,583.45 | 20E099 2540 3290 31 000000 | DISTRICT SPECIAL ALLOC/OPERATION<br>MAINTENANCE/OTHER PROPERTY SERVICES/BUDGET<br>MANAGER<br>RESPONSIBILITY/NON-CATEGORICAL/UNRESTRICTE        |
| Totals for 187389 |                      |               |              |                 |                   |  | 95,583.45 |                            |  |
| 187390            | Alexian Brothers     | 08/10/2021    | 08/10/2021   | 05/31/2021      | 720119            | Health<br>Services   | 153.00    | 10E003 2640 3190 31 000000 | HUMAN RESOURCES/HUMAN RESOURCES/OTHER<br>PROFESSIONAL & TECH. SER/BUDGET MANAGER<br>RESPONSIBILITY/NON-CATEGORICAL/UNRESTRICTE                 |
|                   | Alexian Brothers     | 08/10/2021    | 08/10/2021   | 05/04/2021      | 720114            | Health<br>Services   | 133.00    | 10E003 2640 3190 31 000000 | HUMAN RESOURCES/HUMAN RESOURCES/OTHER<br>PROFESSIONAL & TECH. SER/BUDGET MANAGER<br>RESPONSIBILITY/NON-CATEGORICAL/UNRESTRICTE                 |
| Totals for 187390 |                      |               |              |                 |                   |  | 286.00    |                            |  |
| 187391            | Arcon Associates Inc | 08/10/2021    | 08/10/2021   | 06/30/2021      | 26621             | Secured<br>Vestibule<br>Renovations  | 2,084.50  | 60E123 2530 5300 30 000000 | CLEARMONT/FACILITES ACQUISITION<br>CONSTRUC/BUILDING IMPROVEMENTS/DISTRICT<br>RESPONSIBILITY/NON-CATEGORICAL/UNRESTRICTE                       |
|                   | Arcon Associates Inc | 08/10/2021    | 08/10/2021   | 06/30/2021      | 26621             | Secured<br>Vestibule<br>Renovations  | 2,084.50  | 60E121 2530 5300 30 000000 | BRENTWOOD/FACILITES ACQUISITION<br>CONSTRUC/BUILDING IMPROVEMENTS/DISTRICT<br>RESPONSIBILITY/NON-CATEGORICAL/UNRESTRICTE                       |
|                   | Arcon Associates Inc | 08/10/2021    | 08/10/2021   | 06/30/2021      | 26621             | Secured<br>Vestibule<br>Renovations  | 2,084.51  | 60E132 2530 5300 30 000000 | LOW/FACILITES ACQUISITION<br>CONSTRUC/BUILDING IMPROVEMENTS/DISTRICT<br>RESPONSIBILITY/NON-CATEGORICAL/UNRESTRICTE                             |
| Totals for 187391 |                      |               |              |                 |                   |  | 6,253.51  |                            |  |
| 187392            | Cardinal Fence & Sup | 08/10/2021    | 08/10/2021   | 06/29/2021      | 32125             | REPAIR BY<br>OUTSIDE   | 2,016.00  | 20E099 2540 3230 31 000000 | DISTRICT SPECIAL ALLOC/OPERATION<br>MAINTENANCE/REPAIR AND MAINTENANCE<br>SERVICE/BUDGET MANAGER<br>RESPONSIBILITY/NON-CATEGORICAL/UNRESTRICTE |
| Totals for 187392 |                      |               |              |                 |                   |  | 2,016.00  |                            |  |
| 187393            | CCSD15               | 08/10/2021    | 08/10/2021   | 06/30/2021      | D59-01            | Transportation<br>charges for<br>shared<br>transportation<br>for<br>Mckinney-Vento<br>students<br>resding in our | 1,080.00  | 40E099 2550 3311 30 000000 | DISTRICT SPECIAL ALLOC/PUPIL<br>TRANSPORTATION SERVICE/REGULAR<br>TRANSPORTATION/DISTRICT<br>RESPONSIBILITY/NON-CATEGORICAL/UNRESTRICTE        |

| CHECK<br>NUMBER | CHECK<br>VENDOR      | CHECK<br>DATE | POST<br>DATE | INVOICE<br>DATE | INVOICE<br>NUMBER | INVOICE<br>DESCRIPTION   | AMOUNT   | ACCOUNT<br>NUMBER          | ACCOUNT<br>DESCRIPTION   |
|-----------------|----------------------|---------------|--------------|-----------------|-------------------|--|----------|----------------------------|--|
|                 |                      |               |              |                 |                   | District<br>attending dist<br>15<br>Totals for 187393                        | 1,080.00 |                            |  |
| 187394          | Central Tree and Lan | 08/10/2021    | 08/10/2021   | 07/01/2021      | 8599              | LANDSCAPING  | 930.00   | 20E099 2540 4985 31 000000 | DISTRICT SPECIAL ALLOC/OPERATION<br>MAINTENANCE/LANDSCAPING/GROUNDS<br>SUPPLIES/BUDGET MANAGER<br>RESPONSIBILITY/NON-CATEGORICAL/UNRESTRICTE |
|                 | Central Tree and Lan | 08/10/2021    | 08/10/2021   | 07/01/2021      | 8598              | LANDSCAPING  | 930.00   | 20E099 2540 4985 31 000000 | DISTRICT SPECIAL ALLOC/OPERATION<br>MAINTENANCE/LANDSCAPING/GROUNDS<br>SUPPLIES/BUDGET MANAGER<br>RESPONSIBILITY/NON-CATEGORICAL/UNRESTRICTE |
|                 | Central Tree and Lan | 08/10/2021    | 08/10/2021   | 07/01/2021      | 8597              | LANDSCAPING  | 930.00   | 20E099 2540 4985 31 000000 | DISTRICT SPECIAL ALLOC/OPERATION<br>MAINTENANCE/LANDSCAPING/GROUNDS<br>SUPPLIES/BUDGET MANAGER<br>RESPONSIBILITY/NON-CATEGORICAL/UNRESTRICTE |
|                 |                      |               |              |                 |                   | Totals for 187394  | 2,790.00 |                            |  |
| 187395          | City Of Rolling Mead | 08/10/2021    | 08/10/2021   | 06/10/2021      | 20210250          | Special police<br>detail for 8th<br>grade<br>graduation<br>Totals for 187395 | 340.00   | 10E243 1120 6400 31 000000 | HOLMES/GENL INSTR JR HIGH/DUES AND<br>FEES/BUDGET MANAGER<br>RESPONSIBILITY/NON-CATEGORICAL/UNRESTRICTE                                      |
| 187396          | City Of Des Plaines  | 08/10/2021    | 08/10/2021   | 06/15/2021      | 20210615          | Water & Sewer<br>Services -<br>Friendship<br>Totals for 187396               | 819.87   | 20E245 2540 3700 30 000000 | FRIENDSHIP/OPERATION<br>MAINTENANCE/WATER/SEWER SERVICES/DISTRICT<br>RESPONSIBILITY/NON-CATEGORICAL/UNRESTRICTE                              |
| 187397          | City Of Des Plaines  | 08/10/2021    | 08/10/2021   | 06/15/2021      | 20210615          | Water & Sewer<br>Services -<br>Brentwood<br>Totals for 187397                | 814.98   | 20E121 2540 3700 30 000000 | BRENTWOOD/OPERATION<br>MAINTENANCE/WATER/SEWER SERVICES/DISTRICT<br>RESPONSIBILITY/NON-CATEGORICAL/UNRESTRICTE                               |
| 187398          | ComEd                | 08/10/2021    | 08/10/2021   | 07/06/2021      | 20210706          | Electric<br>Services -<br>Brentwood<br>Totals for 187398                     | 1,228.06 | 20E121 2540 4660 30 000000 | BRENTWOOD/OPERATION<br>MAINTENANCE/ELECTRICITY/DISTRICT<br>RESPONSIBILITY/NON-CATEGORICAL/UNRESTRICTE  |

| CHECK NUMBER | CHECK VENDOR         | CHECK DATE | POST DATE  | INVOICE DATE | INVOICE NUMBER | INVOICE DESCRIPTION            | AMOUNT   | ACCOUNT NUMBER             | ACCOUNT DESCRIPTION  |
|--------------|----------------------|------------|------------|--------------|----------------|--------------------------------|----------|----------------------------|--|
| 187399       | ComEd                | 08/10/2021 | 08/10/2021 | 07/07/2021   | 20210707       | Electric Services - Friendship | 2,001.32 | 20E245 2540 4660 30 000000 | FRIENDSHIP/OPERATION MAINTENANCE/ELECTRICITY/DISTRICT RESPONSIBILITY/NON-CATEGORICAL/UNRESTRICTE                           |
|              |                      |            |            |              |                | Totals for 187399              | 2,001.32 |                            |  |
| 187400       | Connexion            | 08/10/2021 | 08/10/2021 | 06/04/2021   | S1770204.0     | ELECTRICAL                     | 99.00    | 20E099 2540 4950 31 000000 | DISTRICT SPECIAL ALLOC/OPERATION MAINTENANCE/ELECTRICAL SUPPLIES/BUDGET MANAGER RESPONSIBILITY/NON-CATEGORICAL/UNRESTRICTE |
|              |                      |            |            |              |                | Totals for 187400              | 99.00    |                            |  |
| 187403       | Cybor Fire Protectio | 08/10/2021 | 08/10/2021 | 07/09/2021   | 87935          | OTHER PROPERTY SERVICES        | 208.75   | 20E242 2540 3290 31 000000 | GROVE/OPERATION MAINTENANCE/OTHER PROPERTY SERVICES/BUDGET MANAGER RESPONSIBILITY/NON-CATEGORICAL/UNRESTRICTE              |
|              | Cybor Fire Protectio | 08/10/2021 | 08/10/2021 | 07/09/2021   | 87937          | OTHER PROPERTY SERVICES        | 180.00   | 20E125 2540 3290 31 000000 | DEVONSHIRE/OPERATION MAINTENANCE/OTHER PROPERTY SERVICES/BUDGET MANAGER RESPONSIBILITY/NON-CATEGORICAL/UNRESTRICTE         |
|              | Cybor Fire Protectio | 08/10/2021 | 08/10/2021 | 07/09/2021   | 87940          | OTHER PROPERTY SERVICES        | 168.75   | 20E134 2540 3290 31 000000 | RUPLEY/OPERATION MAINTENANCE/OTHER PROPERTY SERVICES/BUDGET MANAGER RESPONSIBILITY/NON-CATEGORICAL/UNRESTRICTE             |
|              | Cybor Fire Protectio | 08/10/2021 | 08/10/2021 | 07/09/2021   | 87941          | OTHER PROPERTY SERVICES        | 177.50   | 20E244 2540 3290 31 000000 | LIVELY/OPERATION MAINTENANCE/OTHER PROPERTY SERVICES/BUDGET MANAGER RESPONSIBILITY/NON-CATEGORICAL/UNRESTRICTE             |
|              | Cybor Fire Protectio | 08/10/2021 | 08/10/2021 | 07/09/2021   | 87942          | OTHER PROPERTY SERVICES        | 190.00   | 20E127 2540 3290 31 000000 | FOREST VIEW/OPERATION MAINTENANCE/OTHER PROPERTY SERVICES/BUDGET MANAGER RESPONSIBILITY/NON-CATEGORICAL/UNRESTRICTE        |
|              | Cybor Fire Protectio | 08/10/2021 | 08/10/2021 | 07/09/2021   | 87943          | OTHER PROPERTY SERVICES        | 148.75   | 20E122 2540 3290 31 000000 | BYRD/OPERATION MAINTENANCE/OTHER PROPERTY SERVICES/BUDGET MANAGER RESPONSIBILITY/NON-CATEGORICAL/UNRESTRICTE               |
|              | Cybor Fire Protectio | 08/10/2021 | 08/10/2021 | 07/09/2021   | 87944          | OTHER PROPERTY SERVICES        | 187.50   | 20E131 2540 3290 31 000000 | JAY/OPERATION MAINTENANCE/OTHER PROPERTY SERVICES/BUDGET MANAGER RESPONSIBILITY/NON-CATEGORICAL/UNRESTRICTE                |
|              | Cybor Fire Protectio | 08/10/2021 | 08/10/2021 | 07/09/2021   | 87945          | OTHER PROPERTY SERVICES        | 162.50   | 20E128 2540 3290 31 000000 | FROST/OPERATION MAINTENANCE/OTHER PROPERTY SERVICES/BUDGET MANAGER RESPONSIBILITY/NON-CATEGORICAL/UNRESTRICTE              |
|              | Cybor Fire Protectio | 08/10/2021 | 08/10/2021 | 07/09/2021   | 87946          | OTHER PROPERTY SERVICES        | 210.00   | 20E132 2540 3290 31 000000 | LOW/OPERATION MAINTENANCE/OTHER PROPERTY SERVICES/BUDGET MANAGER RESPONSIBILITY/NON-CATEGORICAL/UNRESTRICTE                |

| CHECK<br>NUMBER   | CHECK<br>VENDOR      | CHECK<br>DATE | POST<br>DATE | INVOICE<br>DATE | INVOICE<br>NUMBER | INVOICE<br>DESCRIPTION  | AMOUNT   | ACCOUNT<br>NUMBER          | ACCOUNT<br>DESCRIPTION  |
|-------------------|----------------------|---------------|--------------|-----------------|-------------------|---|----------|----------------------------|---|
| 187403            | Cybor Fire Protectio | 08/10/2021    | 08/10/2021   | 07/09/2021      | 87947             | OTHER PROPERTY SERVICES   | 175.00   | 20E245 2540 3290 31 000000 | FRIENDSHIP/OPERATION MAINTENANCE/OTHER PROPERTY SERVICES/BUDGET MANAGER RESPONSIBILITY/NON-CATEGORICAL/UNRESTRICTE        |
|                   | Cybor Fire Protectio | 08/10/2021    | 08/10/2021   | 07/09/2021      | 87951             | OTHER PROPERTY SERVICES   | 178.75   | 20E135 2540 3290 31 000000 | SALT CREEK/OPERATION MAINTENANCE/OTHER PROPERTY SERVICES/BUDGET MANAGER RESPONSIBILITY/NON-CATEGORICAL/UNRESTRICTE        |
|                   | Cybor Fire Protectio | 08/10/2021    | 08/10/2021   | 07/09/2021      | 87952             | OTHER PROPERTY SERVICES   | 168.75   | 20E123 2540 3290 31 000000 | CLEARMONT/OPERATION MAINTENANCE/OTHER PROPERTY SERVICES/BUDGET MANAGER RESPONSIBILITY/NON-CATEGORICAL/UNRESTRICTE         |
|                   | Cybor Fire Protectio | 08/10/2021    | 08/10/2021   | 07/09/2021      | 87953             | OTHER PROPERTY SERVICES   | 190.00   | 20E243 2540 3290 31 000000 | HOLMES/OPERATION MAINTENANCE/OTHER PROPERTY SERVICES/BUDGET MANAGER RESPONSIBILITY/NON-CATEGORICAL/UNRESTRICTE            |
|                   | Cybor Fire Protectio | 08/10/2021    | 08/10/2021   | 07/09/2021      | 87954             | OTHER PROPERTY SERVICES   | 218.75   | 20E133 2540 3290 31 000000 | RIDGE/OPERATION MAINTENANCE/OTHER PROPERTY SERVICES/BUDGET MANAGER RESPONSIBILITY/NON-CATEGORICAL/UNRESTRICTE             |
|                   | Cybor Fire Protectio | 08/10/2021    | 08/10/2021   | 07/09/2021      | 87956             | OTHER PROPERTY SERVICES   | 187.50   | 20E079 2540 3290 31 000000 | EARLY CHILDHOOD/OPERATION MAINTENANCE/OTHER PROPERTY SERVICES/BUDGET MANAGER RESPONSIBILITY/NON-CATEGORICAL/UNRESTRICTE   |
|                   | Cybor Fire Protectio | 08/10/2021    | 08/10/2021   | 07/09/2021      | 87958             | OTHER PROPERTY SERVICES   | 218.75   | 20E001 2540 3290 31 000000 | ADMINSTRATION BLG/OPERATION MAINTENANCE/OTHER PROPERTY SERVICES/BUDGET MANAGER RESPONSIBILITY/NON-CATEGORICAL/UNRESTRICTE |
| Totals for 187403 |                      |               |              |                 |                   |   | 2,971.25 |                            |   |
| 187404            | Engler Callaway Baas | 08/10/2021    | 08/10/2021   | 07/06/2021      | 28081             | Engler Callaway Baasten & Sraga - June Invoice - 28081              | 1,242.00 | 10E003 2640 3180 31 000000 | HUMAN RESOURCES/HUMAN RESOURCES/LEGAL SERVICES/BUDGET MANAGER RESPONSIBILITY/NON-CATEGORICAL/UNRESTRICTE                  |
| Totals for 187404 |                      |               |              |                 |                   |   | 1,242.00 |                            |   |
| 187405            | Herff Jones          | 08/10/2021    | 08/10/2021   | 06/30/2021      | 217661            | Key Yearbook Prepayment Invoice: 21766-21 Holmes Junior High School | 276.42   | 80L243 4800 0000 00 000000 | HOLMES/DUE TO STUDENT ACTIVITY FUNDS  |

| CHECK NUMBER      | CHECK VENDOR         | CHECK DATE | POST DATE  | INVOICE DATE | INVOICE NUMBER | INVOICE DESCRIPTION                           | AMOUNT   | ACCOUNT NUMBER             | ACCOUNT DESCRIPTION   |
|-------------------|----------------------|------------|------------|--------------|----------------|---|----------|----------------------------|---|
| 187405            | Herff Jones          | 08/10/2021 | 08/10/2021 | 03/09/2021   | 2686033        | Graduation Gowns - Order sent to Tom McNamara | 4,891.85 | 10E245 1120 4100 31 000000 | FRIENDSHIP/GENL INSTR JR HIGH/GENERAL SUPPLIES/BUDGET MANAGER RESPONSIBILITY/NON-CATEGORICAL/UNRESTRICTE                            |
|                   | Herff Jones          | 08/10/2021 | 08/10/2021 | 03/23/2021   | 2690020        | Graduation Gowns - Order sent to Tom McNamara | -351.85  | 10E245 1120 4100 31 000000 | FRIENDSHIP/GENL INSTR JR HIGH/GENERAL SUPPLIES/BUDGET MANAGER RESPONSIBILITY/NON-CATEGORICAL/UNRESTRICTE                            |
| Totals for 187405 |                      |            |            |              |                |   | 4,816.42 |                            |   |
| 187406            | Hernandez Rubio, Lui | 08/10/2021 | 08/10/2021 | 06/30/2021   | 0391792-IN     | LANDSCAPING                                   | 48.07    | 20E099 2540 4985 31 000000 | DISTRICT SPECIAL ALLOC/OPERATION MAINTENANCE/LANDSCAPING/GROUNDS SUPPLIES/BUDGET MANAGER RESPONSIBILITY/NON-CATEGORICAL/UNRESTRICTE |
| Totals for 187406 |                      |            |            |              |                |   | 48.07    |                            |   |
| 187407            | IL Tollway           | 08/10/2021 | 08/10/2021 | 07/12/2021   | G129000004     | TRAVEL EXPENSE                                | 92.70    | 20E099 2540 3320 31 000000 | DISTRICT SPECIAL ALLOC/OPERATION MAINTENANCE/TRAVEL EXPENSES/BUDGET MANAGER RESPONSIBILITY/NON-CATEGORICAL/UNRESTRICTE              |
| Totals for 187407 |                      |            |            |              |                |   | 92.70    |                            |   |
| 187408            | Johnson Controls     | 08/10/2021 | 08/10/2021 | 05/05/2021   | 41464817       | ELECTRICAL                                    | 544.00   | 20E099 2540 4950 31 000000 | DISTRICT SPECIAL ALLOC/OPERATION MAINTENANCE/ELECTRICAL SUPPLIES/BUDGET MANAGER RESPONSIBILITY/NON-CATEGORICAL/UNRESTRICTE          |
| Totals for 187408 |                      |            |            |              |                |   | 544.00   |                            |   |
| 187409            | Midwest Applied Solu | 08/10/2021 | 08/10/2021 | 06/24/2021   | P05090         | ELECTRICAL                                    | 4,157.16 | 20E099 2540 4950 31 000000 | DISTRICT SPECIAL ALLOC/OPERATION MAINTENANCE/ELECTRICAL SUPPLIES/BUDGET MANAGER RESPONSIBILITY/NON-CATEGORICAL/UNRESTRICTE          |
|                   | Midwest Applied Solu | 08/10/2021 | 08/10/2021 | 06/24/2021   | P05102         | ELECTRICAL                                    | 304.20   | 20E099 2540 4950 31 000000 | DISTRICT SPECIAL ALLOC/OPERATION MAINTENANCE/ELECTRICAL SUPPLIES/BUDGET MANAGER RESPONSIBILITY/NON-CATEGORICAL/UNRESTRICTE          |
| Totals for 187409 |                      |            |            |              |                |   | 4,461.36 |                            |   |
| 187410            | Moninski, Marian     | 08/10/2021 | 08/10/2021 | 07/07/2021   | 20210707-M     | Refund Meal Account                           | 35.55    | 10R069 1611 0000 00 000000 | FOOD SERVICE/SALES TO PUPILS-LUNCH/NON-CATEGORICAL/UNRESTRICTED   |

| CHECK<br>NUMBER   | CHECK<br>VENDOR      | CHECK<br>DATE | POST<br>DATE | INVOICE<br>DATE | INVOICE<br>NUMBER | INVOICE<br>DESCRIPTION   | AMOUNT    | ACCOUNT<br>NUMBER          | ACCOUNT<br>DESCRIPTION  |
|-------------------|----------------------|---------------|--------------|-----------------|-------------------|--|-----------|----------------------------|---|
| Totals for 187410 |                      |               |              |                 |                   |  | 35.55     |                            |   |
| 187411            | Montalto, Julia      | 08/10/2021    | 08/10/2021   | 05/12/2021      | 20210512          | Supplies   | 202.41    | 10E128 1110 4100 31 000000 | FROST/GENL INSTR ELEM/GENERAL<br>SUPPLIES/BUDGET MANAGER<br>RESPONSIBILITY/NON-CATEGORICAL/UNRESTRICTE  |
| Totals for 187411 |                      |               |              |                 |                   |  | 202.41    |                            |   |
| 187412            | North Cook Intermedi | 08/10/2021    | 08/10/2021   | 07/30/2021      | 11                | Social Science<br>Curriculum<br>Consultation<br>Services Part<br>3 | 7,200.00  | 10E073 2191 3110 31 000000 | INSTRUCTION SUPPORT SERVICES/SUPPORT<br>PROGRAMS/PROFESSIONAL SERVICES -<br>ADMIN./BUDGET MANAGER<br>RESPONSIBILITY/NON-CATEGORICAL/UNRESTRICTE |
| Totals for 187412 |                      |               |              |                 |                   |  | 7,200.00  |                            |   |
| 187413            | Safety Kleen Corp    | 08/10/2021    | 08/10/2021   | 06/24/2021      | 86530187          | REPAIR BY<br>OUTSIDE   | 172.80    | 20E099 2540 4100 31 000000 | DISTRICT SPECIAL ALLOC/OPERATION<br>MAINTENANCE/GENERAL SUPPLIES/BUDGET<br>MANAGER<br>RESPONSIBILITY/NON-CATEGORICAL/UNRESTRICTE                |
| Totals for 187413 |                      |               |              |                 |                   |  | 172.80    |                            |   |
| 187414            | Snoble, Kelly        | 08/10/2021    | 08/10/2021   | 04/07/2021      | 114-559780        | General<br>supplies  | 49.99     | 10E128 1110 4100 31 000000 | FROST/GENL INSTR ELEM/GENERAL<br>SUPPLIES/BUDGET MANAGER<br>RESPONSIBILITY/NON-CATEGORICAL/UNRESTRICTE  |
| Totals for 187414 |                      |               |              |                 |                   |  | 49.99     |                            |   |
| 187415            | Teaching Strategies  | 08/10/2021    | 08/10/2021   | 07/06/2021      | Q-112838          | Ready Rosie<br>Renewal Title<br>I                                  | 10,400.28 | 10E075 3300 3140 31 430021 | TITLE I/NONPUBLIC COMMUNITY<br>SERVICES/PROFESSIONAL SERVICES -<br>INSTR./BUDGET MANAGER RESPONSIBILITY/TITLE<br>I FY21                         |
| Totals for 187415 |                      |               |              |                 |                   |  | 10,400.28 |                            |   |
| 187416            | Thomson Reuters      | 08/10/2021    | 08/10/2021   | 07/01/2021      | 844628365         | CLEAR June<br>2021   | 1,541.00  | 10E005 2510 3110 31 000000 | BUSINESS SERVICES/DIRECTOR OF BUSINESS<br>SVCS./PROFESSIONAL SERVICES -<br>ADMIN./BUDGET MANAGER<br>RESPONSIBILITY/NON-CATEGORICAL/UNRESTRICTE  |
| Totals for 187416 |                      |               |              |                 |                   |  | 1,541.00  |                            |   |
| 187417            | Township High School | 08/10/2021    | 08/10/2021   | 04/22/2021      | 21-024            | Graduation<br>Rental   | 965.90    | 10E243 1120 3250 31 000000 | HOLMES/GENL INSTR JR HIGH/RENTALS/BUDGET<br>MANAGER   |

| CHECK<br>NUMBER | CHECK<br>VENDOR      | CHECK<br>DATE | POST<br>DATE | INVOICE<br>DATE | INVOICE<br>NUMBER | INVOICE<br>DESCRIPTION  | AMOUNT   | ACCOUNT<br>NUMBER          | ACCOUNT<br>DESCRIPTION   |
|-----------------|----------------------|---------------|--------------|-----------------|-------------------|---|----------|----------------------------|--|
|                 | Township High School | 08/10/2021    | 08/10/2021   | 04/28/2021      | 21-025            | Facility<br>Rental for 8th<br>grade<br>Graduation<br>Ceremony | 965.89   | 10E242 1120 3250 31 000000 | RESPONSIBILITY/NON-CATEGORICAL/UNRESTRICTE<br>GROVE/GENL INSTR JR HIGH/RENTALS/BUDGET<br>MANAGER<br>RESPONSIBILITY/NON-CATEGORICAL/UNRESTRICTE |
|                 | Township High School | 08/10/2021    | 08/10/2021   | 05/10/2021      | 21-026            | Fee for<br>Graduation   | 965.89   | 10E245 1120 6400 31 000000 | FRIENDSHIP/GENL INSTR JR HIGH/DUES AND<br>FEES/BUDGET MANAGER<br>RESPONSIBILITY/NON-CATEGORICAL/UNRESTRICTE                                    |
|                 |                      |               |              |                 |                   | Totals for 187417   | 2,897.68 |                            |  |
| 187418          | United Parcel Servic | 08/10/2021    | 08/10/2021   | 06/26/2021      | 0000628604        | POSTAGE   | 40.54    | 10E005 2510 3400 31 000000 | BUSINESS SERVICES/DIRECTOR OF BUSINESS<br>SVCS./COMMUNICATION/BUDGET MANAGER<br>RESPONSIBILITY/NON-CATEGORICAL/UNRESTRICTE                     |
|                 | United Parcel Servic | 08/10/2021    | 08/10/2021   | 07/03/2021      | 0000628604        | POSTAGE   | 4.17     | 10E005 2510 3400 31 000000 | BUSINESS SERVICES/DIRECTOR OF BUSINESS<br>SVCS./COMMUNICATION/BUDGET MANAGER<br>RESPONSIBILITY/NON-CATEGORICAL/UNRESTRICTE                     |
|                 |                      |               |              |                 |                   | Totals for 187418   | 44.71    |                            |  |
| 187419          | Village Of Elk Grove | 08/10/2021    | 08/10/2021   | 06/30/2021      | 20210630          | Water & Sewer<br>Services -<br>Ridge                          | 375.61   | 20E133 2540 3700 30 000000 | RIDGE/OPERATION MAINTENANCE/WATER/SEWER<br>SERVICES/DISTRICT<br>RESPONSIBILITY/NON-CATEGORICAL/UNRESTRICTE                                     |
|                 |                      |               |              |                 |                   | Totals for 187419   | 375.61   |                            |  |
| 187420          | Village of Elk Grove | 08/10/2021    | 08/10/2021   | 06/30/2021      | 20210730          | Water & Sewer<br>Services -<br>Byrd                           | 699.40   | 20E122 2540 3700 30 000000 | BYRD/OPERATION MAINTENANCE/WATER/SEWER<br>SERVICES/DISTRICT<br>RESPONSIBILITY/NON-CATEGORICAL/UNRESTRICTE                                      |
|                 |                      |               |              |                 |                   | Totals for 187420   | 699.40   |                            |  |
| 187421          | Village Of Elk Grove | 08/10/2021    | 08/10/2021   | 06/30/2021      | 20210630          | Water & Sewer<br>Services -<br>Salt Creek                     | 517.44   | 20E135 2540 3700 30 000000 | SALT CREEK/OPERATION<br>MAINTENANCE/WATER/SEWER SERVICES/DISTRICT<br>RESPONSIBILITY/NON-CATEGORICAL/UNRESTRICTE                                |
|                 |                      |               |              |                 |                   | Totals for 187421   | 517.44   |                            |  |
| 187422          | Village Of Elk Grove | 08/10/2021    | 08/10/2021   | 06/30/2021      | 20210630          | Water & Sewer<br>Services -<br>Grove                          | 11.84    | 20E242 2540 3700 30 000000 | GROVE/OPERATION MAINTENANCE/WATER/SEWER<br>SERVICES/DISTRICT<br>RESPONSIBILITY/NON-CATEGORICAL/UNRESTRICTE                                     |
|                 |                      |               |              |                 |                   | Totals for 187422   | 11.84    |                            |  |

| CHECK<br>NUMBER | CHECK<br>VENDOR      | CHECK<br>DATE | POST<br>DATE | INVOICE<br>DATE | INVOICE<br>NUMBER | INVOICE<br>DESCRIPTION                      | AMOUNT | ACCOUNT<br>NUMBER          | ACCOUNT<br>DESCRIPTION   |
|-----------------|----------------------|---------------|--------------|-----------------|-------------------|---|--------|----------------------------|--|
| 187423          | Village Of Elk Grove | 08/10/2021    | 08/10/2021   | 06/30/2021      | 20210630          | Water & Sewer<br>Services -<br>Grove        | 849.96 | 20E242 2540 3700 30 000000 | GROVE/OPERATION MAINTENANCE/WATER/SEWER<br>SERVICES/DISTRICT<br>RESPONSIBILITY/NON-CATEGORICAL/UNRESTRICTE           |
|                 |                      |               |              |                 |                   | Totals for 187423                           | 849.96 |                            |  |
| 187424          | Village of Elk Grove | 08/10/2021    | 08/10/2021   | 06/30/2021      | 20210630          | Water & Sewer<br>Services -<br>Clearmont    | 746.18 | 20E123 2540 3700 30 000000 | CLEARMONT/OPERATION<br>MAINTENANCE/WATER/SEWER SERVICES/DISTRICT<br>RESPONSIBILITY/NON-CATEGORICAL/UNRESTRICTE       |
|                 |                      |               |              |                 |                   | Totals for 187424                           | 746.18 |                            |  |
| 187425          | Village Of Mt Prospe | 08/10/2021    | 08/10/2021   | 07/15/2021      | 20210715          | Water & Sewer<br>Services -<br>John Jay     | 229.85 | 20E131 2540 3700 30 000000 | JAY/OPERATION MAINTENANCE/WATER/SEWER<br>SERVICES/DISTRICT<br>RESPONSIBILITY/NON-CATEGORICAL/UNRESTRICTE             |
|                 |                      |               |              |                 |                   | Totals for 187425                           | 229.85 |                            |  |
| 187426          | VILLAGE OF MT PROSPE | 08/10/2021    | 08/10/2021   | 07/15/2021      | 20210715          | Water & Sewer<br>Services -<br>Frost        | 221.68 | 20E128 2540 3700 30 000000 | FROST/OPERATION MAINTENANCE/WATER/SEWER<br>SERVICES/DISTRICT<br>RESPONSIBILITY/NON-CATEGORICAL/UNRESTRICTE           |
|                 |                      |               |              |                 |                   | Totals for 187426                           | 221.68 |                            |  |
| 187427          | VILLAGE OF MT PROSPE | 08/10/2021    | 08/10/2021   | 07/15/2021      | 20210715          | Water & Sewer<br>Services -<br>Forest View  | 408.75 | 20E127 2540 3700 30 000000 | FOREST VIEW/OPERATION<br>MAINTENANCE/WATER/SEWER SERVICES/DISTRICT<br>RESPONSIBILITY/NON-CATEGORICAL/UNRESTRICTE     |
|                 |                      |               |              |                 |                   | Totals for 187427                           | 408.75 |                            |  |
| 187428          | VILLAGE OF MT PROSPE | 08/10/2021    | 08/10/2021   | 07/15/2021      | 20210715          | Water & Sewer<br>Services -<br>Holmes       | 500.92 | 20E243 2540 3700 30 000000 | HOLMES/OPERATION MAINTENANCE/WATER/SEWER<br>SERVICES/DISTRICT<br>RESPONSIBILITY/NON-CATEGORICAL/UNRESTRICTE          |
|                 |                      |               |              |                 |                   | Totals for 187428                           | 500.92 |                            |  |
| 187429          | VILLAGE OF ARLINGTON | 08/10/2021    | 08/10/2021   | 07/22/2021      | 20210722          | Water & Sewer<br>Services -<br>Juliette Low | 378.52 | 20E132 2540 3700 30 000000 | LOW/OPERATION MAINTENANCE/WATER/SEWER<br>SERVICES/DISTRICT<br>RESPONSIBILITY/NON-CATEGORICAL/UNRESTRICTE             |
|                 |                      |               |              |                 |                   | Totals for 187429                           | 378.52 |                            |  |
| 187430          | VILLAGE OF MT PROSPE | 08/10/2021    | 08/10/2021   | 07/15/2021      | 20210715          | Water & Sewer<br>Services - ELC             | 400.19 | 20E079 2540 3700 30 000000 | EARLY CHILDHOOD/OPERATION<br>MAINTENANCE/WATER/SEWER SERVICES/DISTRICT<br>RESPONSIBILITY/NON-CATEGORICAL/UNRESTRICTE |
|                 |                      |               |              |                 |                   | Totals for 187430                           | 400.19 |                            |  |



| CHECK<br>NUMBER | CHECK<br>VENDOR      | CHECK<br>DATE | POST<br>DATE | INVOICE<br>DATE | INVOICE<br>NUMBER | INVOICE<br>DESCRIPTION   | AMOUNT                               | ACCOUNT<br>NUMBER          | ACCOUNT<br>DESCRIPTION  |
|-----------------|----------------------|---------------|--------------|-----------------|-------------------|--|--------------------------------------|----------------------------|---|
| 187431          | Village Of Elk Grove | 08/10/2021    | 08/10/2021   | 06/30/2021      | 20210630          | Water & Sewer<br>Services - Ad<br>Building<br>Totals for 187431  | 238.82<br><br><br>238.82             | 20E001 2540 3700 30 000000 | ADMINSTRATION BLG/OPERATION<br>MAINTENANCE/WATER/SEWER SERVICES/DISTRICT<br>RESPONSIBILITY/NON-CATEGORICAL/UNRESTRICTE          |
| 187432          | Village Of Elk Grove | 08/10/2021    | 08/10/2021   | 06/30/2021      | 17160             | FUEL<br>Totals for 187432  | 2,190.91<br><br>2,190.91             | 20E099 2540 4640 31 000000 | DISTRICT SPECIAL ALLOC/OPERATION<br>MAINTENANCE/GASOLINE/BUDGET MANAGER<br>RESPONSIBILITY/NON-CATEGORICAL/UNRESTRICTE           |
| 212200267       | AAEC Credit Union    | 08/10/2021    | 08/10/2021   | 06/03/2021      | 20210603          | Gift Card<br>Purchase<br>Totals for 212200267  | 350.00<br><br>350.00                 | 10E003 2640 4900 31 000000 | HUMAN RESOURCES/HUMAN RESOURCES/OTHER<br>SUPPLIES AND MATERIALS/BUDGET MANAGER<br>RESPONSIBILITY/NON-CATEGORICAL/UNRESTRICTE    |
| 212200268       | AEP Energy           | 08/10/2021    | 08/10/2021   | 07/08/2021      | 20210708          | Electric<br>Service<br>Friendship<br>Totals for 212200268  | 2,250.35<br><br><br>2,250.35         | 20E245 2540 4660 30 000000 | FRIENDSHIP/OPERATION<br>MAINTENANCE/ELECTRICITY/DISTRICT<br>RESPONSIBILITY/NON-CATEGORICAL/UNRESTRICTE                          |
| 212200269       | Altobelli, Judith    | 08/10/2021    | 08/10/2021   | 05/20/2021      | 20210520          | Supplies<br>Totals for 212200269   | 104.90<br><br>104.90                 | 10E128 1110 4100 31 000000 | FROST/GENL INSTR ELEM/GENERAL<br>SUPPLIES/BUDGET MANAGER<br>RESPONSIBILITY/NON-CATEGORICAL/UNRESTRICTE                          |
| 212200270       | Amazon               | 08/10/2021    | 08/10/2021   | 06/23/2021      | 5589565688        | Chromebook<br>donations for<br>D59 Back to<br>School events<br>(will be<br>reimbursed by<br>Floodlight and<br>K&M)<br>Totals for 212200270 | 224.99<br><br><br><br><br><br>224.99 | 10E009 2630 4100 31 000000 | INFO SYSTEMS AND SERVICES/PUBLIC INFO<br>SERVICES/GENERAL SUPPLIES/BUDGET MANAGER<br>RESPONSIBILITY/NON-CATEGORICAL/UNRESTRICTE |
| 212200271       | Award Concepts Inc   | 08/10/2021    | 08/10/2021   | 06/24/2021      | I0605437          | Key Rings  | 565.67                               | 10E003 2640 4900 31 000000 | HUMAN RESOURCES/HUMAN RESOURCES/OTHER<br>SUPPLIES AND MATERIALS/BUDGET MANAGER<br>RESPONSIBILITY/NON-CATEGORICAL/UNRESTRICTE    |

| CHECK<br>NUMBER      | CHECK<br>VENDOR      | CHECK<br>DATE | POST<br>DATE | INVOICE<br>DATE | INVOICE<br>NUMBER | INVOICE<br>DESCRIPTION          | AMOUNT  | ACCOUNT<br>NUMBER          | ACCOUNT<br>DESCRIPTION   |
|----------------------|----------------------|---------------|--------------|-----------------|-------------------|---------------------------------|---------|----------------------------|--|
| Totals for 212200271 |                      |               |              |                 |                   |                                 | 565.67  |                            |  |
| 212200272            | Axis AV              | 08/10/2021    | 08/10/2021   | 05/21/2021      | 40                | Balance for graduation ceremony | 450.00  | 10E245 1120 4100 31 000000 | FRIENDSHIP/GENL INSTR JR HIGH/GENERAL SUPPLIES/BUDGET MANAGER RESPONSIBILITY/NON-CATEGORICAL/UNRESTRICTE                   |
| Totals for 212200272 |                      |               |              |                 |                   |                                 | 450.00  |                            |  |
| 212200276            | Addison Building Mat | 08/10/2021    | 08/10/2021   | 06/30/2021      | 2021063000        | Credit Card Payment AP Invoice. | 95.98   | 20E099 2540 4910 31 000000 | DISTRICT SPECIAL ALLOC/OPERATION MAINTENANCE/FINISHING MATERIALS/BUDGET MANAGER RESPONSIBILITY/NON-CATEGORICAL/UNRESTRICTE |
|                      | Anderson Lock        | 08/10/2021    | 08/10/2021   | 06/30/2021      | 2021063000        | Credit Card Payment AP Invoice. | 102.60  | 20E099 2540 4930 31 000000 | DISTRICT SPECIAL ALLOC/OPERATION MAINTENANCE/WINDOWS/DOORS/BUDGET MANAGER RESPONSIBILITY/NON-CATEGORICAL/UNRESTRICTE       |
|                      | BMO Financial Group  | 08/10/2021    | 08/10/2021   | 06/30/2021      | 2021063000        | Credit Card Payment AP Invoice. | 430.91  | 10E006 2130 4100 31 000000 | EDUC. SERVICES/HEALTH SERVICES/GENERAL SUPPLIES/BUDGET MANAGER RESPONSIBILITY/NON-CATEGORICAL/UNRESTRICTE                  |
|                      | BMO Financial Group  | 08/10/2021    | 08/10/2021   | 06/30/2021      | 2021063000        | Credit Card Payment AP Invoice. | 52.99   | 10E009 2630 4700 31 000000 | INFO SYSTEMS AND SERVICES/PUBLIC INFO SERVICES/SOFTWARE/BUDGET MANAGER RESPONSIBILITY/NON-CATEGORICAL/UNRESTRICTE          |
|                      | BMO Financial Group  | 08/10/2021    | 08/10/2021   | 06/30/2021      | 2021063000        | Credit Card Payment AP Invoice. | -329.94 | 10E089 1110 4100 31 499821 | SUMMER PROGRAMS/GENL INSTR ELEM/GENERAL SUPPLIES/BUDGET MANAGER RESPONSIBILITY/SCHOOL EMERGENCY RELIEF GRA II              |
|                      | BMO Financial Group  | 08/10/2021    | 08/10/2021   | 06/30/2021      | 2021063000        | Credit Card Payment AP Invoice. | 396.85  | 20E099 2540 4940 31 000000 | DISTRICT SPECIAL ALLOC/OPERATION MAINTENANCE/HVAC SUPPLIES/BUDGET MANAGER RESPONSIBILITY/NON-CATEGORICAL/UNRESTRICTE       |
|                      | BMO Financial Group  | 08/10/2021    | 08/10/2021   | 06/30/2021      | 2021063000        | Credit Card Payment AP Invoice. | 149.00  | 10E121 2410 4700 31 000000 | BRENTWOOD/OFFICE OF PRINCIPAL/SOFTWARE/BUDGET MANAGER RESPONSIBILITY/NON-CATEGORICAL/UNRESTRICTE                           |
|                      | BMO Financial Group  | 08/10/2021    | 08/10/2021   | 06/30/2021      | 2021063000        | Credit Card Payment AP Invoice. | 35.45   | 10E073 2191 4100 31 000000 | INSTRUCTION SUPPORT SERVICES/SUPPORT PROGRAMS/GENERAL SUPPLIES/BUDGET MANAGER RESPONSIBILITY/NON-CATEGORICAL/UNRESTRICTE   |
|                      | BMO Financial Group  | 08/10/2021    | 08/10/2021   | 06/30/2021      | 2021063000        | Credit Card Payment AP Invoice. | 29.99   | 10E009 2630 4700 31 000000 | INFO SYSTEMS AND SERVICES/PUBLIC INFO SERVICES/SOFTWARE/BUDGET MANAGER RESPONSIBILITY/NON-CATEGORICAL/UNRESTRICTE          |
|                      | BMO Financial Group  | 08/10/2021    | 08/10/2021   | 06/30/2021      | 2021063000        | Credit Card Payment AP Invoice. | 200.00  | 10E008 2210 3120 31 000000 | STAFF DEVELOPMENT/IMPROV. OF INSTR. SVCS./PROF DEVELOPMENT REGISTRATION/BUDGET MANAGER                                     |

| CHECK NUMBER | CHECK VENDOR        | CHECK DATE | POST DATE  | INVOICE DATE | INVOICE NUMBER | INVOICE DESCRIPTION             | AMOUNT   | ACCOUNT NUMBER             | ACCOUNT DESCRIPTION   |
|--------------|---------------------|------------|------------|--------------|----------------|---------------------------------|----------|----------------------------|---|
|              | BMO Financial Group | 08/10/2021 | 08/10/2021 | 06/30/2021   | 2021063000     | Credit Card Payment AP Invoice. | 200.00   | 10E008 2210 3120 31 000000 | RESPONSIBILITY/NON-CATEGORICAL/UNRESTRICTE<br>STAFF DEVELOPMENT/IMPROV. OF INSTR.<br>SVCS./PROF DEVELOPMENT REGISTRATION/BUDGET MANAGER                 |
|              | BMO Financial Group | 08/10/2021 | 08/10/2021 | 06/30/2021   | 2021063000     | Credit Card Payment AP Invoice. | 900.00   | 10E008 2210 3120 31 000000 | RESPONSIBILITY/NON-CATEGORICAL/UNRESTRICTE<br>STAFF DEVELOPMENT/IMPROV. OF INSTR.<br>SVCS./PROF DEVELOPMENT REGISTRATION/BUDGET MANAGER                 |
|              | BMO Financial Group | 08/10/2021 | 08/10/2021 | 06/30/2021   | 2021063000     | Credit Card Payment AP Invoice. | 450.00   | 10E008 2210 3120 31 000000 | RESPONSIBILITY/NON-CATEGORICAL/UNRESTRICTE<br>STAFF DEVELOPMENT/IMPROV. OF INSTR.<br>SVCS./PROF DEVELOPMENT REGISTRATION/BUDGET MANAGER                 |
|              | BMO Financial Group | 08/10/2021 | 08/10/2021 | 06/30/2021   | 2021063000     | Credit Card Payment AP Invoice. | 415.00   | 10E009 2630 4700 31 000000 | RESPONSIBILITY/NON-CATEGORICAL/UNRESTRICTE<br>INFO SYSTEMS AND SERVICES/PUBLIC INFO<br>SERVICES/SOFTWARE/BUDGET MANAGER                                 |
|              | BMO Financial Group | 08/10/2021 | 08/10/2021 | 06/30/2021   | 2021063000     | Credit Card Payment AP Invoice. | 337.98   | 20A000 1209 0000 00 000000 | RESPONSIBILITY/NON-CATEGORICAL/UNRESTRICTE<br>DISTRICTWIDE/A/R - MISCELLANEOUS  |
|              | ComEd               | 08/10/2021 | 08/10/2021 | 06/30/2021   | 2021063000     | Credit Card Payment AP Invoice. | 4,162.43 | 20E245 2540 4660 30 000000 | RESPONSIBILITY/NON-CATEGORICAL/UNRESTRICTE<br>FRIENDSHIP/OPERATION<br>MAINTENANCE/ELECTRICITY/DISTRICT  |
|              | IASB                | 08/10/2021 | 08/10/2021 | 06/30/2021   | 2021063000     | Credit Card Payment AP Invoice. | 220.97   | 10E002 2310 3320 31 000000 | RESPONSIBILITY/NON-CATEGORICAL/UNRESTRICTE<br>SUPERINTENDENT/BOARD OF ED/BOARD OF<br>EDUCATION SERVICES/TRAVEL EXPENSES/BUDGET MANAGER                  |
|              | IASB                | 08/10/2021 | 08/10/2021 | 06/30/2021   | 2021063000     | Credit Card Payment AP Invoice. | 499.00   | 10E002 2310 3120 31 000000 | RESPONSIBILITY/NON-CATEGORICAL/UNRESTRICTE<br>SUPERINTENDENT/BOARD OF ED/BOARD OF<br>EDUCATION SERVICES/PROF DEVELOPMENT<br>REGISTRATION/BUDGET MANAGER |
|              | IASB                | 08/10/2021 | 08/10/2021 | 06/30/2021   | 2021063000     | Credit Card Payment AP Invoice. | 220.97   | 10E002 2320 3320 31 000000 | RESPONSIBILITY/NON-CATEGORICAL/UNRESTRICTE<br>SUPERINTENDENT/BOARD OF ED/EXECUTIVE<br>ADMINISTRATION SERVI/TRAVEL<br>EXPENSES/BUDGET MANAGER            |
|              | IASB                | 08/10/2021 | 08/10/2021 | 06/30/2021   | 2021063000     | Credit Card Payment AP Invoice. | 499.00   | 10E002 2310 3120 31 000000 | RESPONSIBILITY/NON-CATEGORICAL/UNRESTRICTE<br>SUPERINTENDENT/BOARD OF ED/BOARD OF<br>EDUCATION SERVICES/PROF DEVELOPMENT<br>REGISTRATION/BUDGET MANAGER |
|              | IASB                | 08/10/2021 | 08/10/2021 | 06/30/2021   | 2021063000     | Credit Card                     | 220.97   | 10E002 2310 3320 31 000000 | RESPONSIBILITY/NON-CATEGORICAL/UNRESTRICTE<br>SUPERINTENDENT/BOARD OF ED/BOARD OF   |

| CHECK NUMBER         | CHECK VENDOR | CHECK DATE | POST DATE  | INVOICE DATE | INVOICE NUMBER | INVOICE DESCRIPTION             | AMOUNT    | ACCOUNT NUMBER             | ACCOUNT DESCRIPTION   |
|----------------------|--------------|------------|------------|--------------|----------------|---------------------------------|-----------|----------------------------|---|
|                      |              |            |            |              |                | Payment AP Invoice.             |           |                            | EDUCATION SERVICES/TRAVEL EXPENSES/BUDGET MANAGER   |
|                      |              |            |            |              |                | Payment AP Invoice.             |           |                            | RESPONSIBILITY/NON-CATEGORICAL/UNRESTRICTE  |
| IASB                 |              | 08/10/2021 | 08/10/2021 | 06/30/2021   | 2021063000     | Credit Card Payment AP Invoice. | 499.00    | 10E002 2310 3120 31 000000 | SUPERINTENDENT/BOARD OF ED/BOARD OF EDUCATION SERVICES/PROF DEVELOPMENT REGISTRATION/BUDGET MANAGER   |
| Red Wing             |              | 08/10/2021 | 08/10/2021 | 06/30/2021   | 2021063000     | Credit Card Payment AP Invoice. | 175.00    | 20E099 2540 2400 31 000000 | RESPONSIBILITY/NON-CATEGORICAL/UNRESTRICTE DISTRICT SPECIAL ALLOC/OPERATION MAINTENANCE/UNIFORMS/BUDGET MANAGER                                 |
| Roccovinos Italian C |              | 08/10/2021 | 08/10/2021 | 06/30/2021   | 2021063000     | Credit Card Payment AP Invoice. | 560.00    | 20A000 1209 0000 00 000000 | RESPONSIBILITY/NON-CATEGORICAL/UNRESTRICTE DISTRICTWIDE/A/R - MISCELLANEOUS   |
| Village Of Mt Prospe |              | 08/10/2021 | 08/10/2021 | 06/30/2021   | 2021063000     | Credit Card Payment AP Invoice. | 517.65    | 20E131 2540 3700 30 000000 | JAY/OPERATION MAINTENANCE/WATER/SEWER SERVICES/DISTRICT   |
| VILLAGE OF MT PROSPE |              | 08/10/2021 | 08/10/2021 | 06/30/2021   | 2021063000     | Credit Card Payment AP Invoice. | 437.53    | 20E128 2540 3700 30 000000 | RESPONSIBILITY/NON-CATEGORICAL/UNRESTRICTE FROST/OPERATION MAINTENANCE/WATER/SEWER SERVICES/DISTRICT  |
| VILLAGE OF MT PROSPE |              | 08/10/2021 | 08/10/2021 | 06/30/2021   | 2021063000     | Credit Card Payment AP Invoice. | 264.85    | 20E127 2540 3700 30 000000 | RESPONSIBILITY/NON-CATEGORICAL/UNRESTRICTE FOREST VIEW/OPERATION  |
| Village Of Elk Grove |              | 08/10/2021 | 08/10/2021 | 06/30/2021   | 2021063000     | Credit Card Payment AP Invoice. | 949.21    | 20E134 2540 3700 30 000000 | MAINTENANCE/WATER/SEWER SERVICES/DISTRICT RESPONSIBILITY/NON-CATEGORICAL/UNRESTRICTE RUPLEY/OPERATION MAINTENANCE/WATER/SEWER SERVICES/DISTRICT |
| WW Grainger          |              | 08/10/2021 | 08/10/2021 | 06/30/2021   | 2021063000     | Credit Card Payment AP Invoice. | 21.40     | 20E099 2540 4990 31 000000 | RESPONSIBILITY/NON-CATEGORICAL/UNRESTRICTE DISTRICT SPECIAL ALLOC/OPERATION   |
| WW Grainger          |              | 08/10/2021 | 08/10/2021 | 06/30/2021   | 2021063000     | Credit Card Payment AP Invoice. | 150.12    | 20E099 2540 4950 31 000000 | MAINTENANCE/OTHER SUPPLIES/BUDGET MANAGER RESPONSIBILITY/NON-CATEGORICAL/UNRESTRICTE DISTRICT SPECIAL ALLOC/OPERATION                           |
|                      |              |            |            |              |                | Payment AP Invoice.             |           |                            | MAINTENANCE/ELECTRICAL SUPPLIES/BUDGET MANAGER  |
|                      |              |            |            |              |                | Payment AP Invoice.             |           |                            | RESPONSIBILITY/NON-CATEGORICAL/UNRESTRICTE  |
| Totals for 212200276 |              |            |            |              |                |                                 | 12,864.91 |                            |   |
| 212200277            | Booksource   | 08/10/2021 | 08/10/2021 | 07/14/2021   | 938545         | Reading Series                  | 405.95    | 10E121 1110 4100 31 433121 | BRENTWOOD/GENL INSTR ELEM/GENERAL SUPPLIES/BUDGET MANAGER   |
| Totals for 212200277 |              |            |            |              |                |                                 | 405.95    |                            | RESPONSIBILITY/TITLE I SCHOOL IMPROVEMENT   |

| CHECK<br>NUMBER      | CHECK<br>VENDOR      | CHECK<br>DATE | POST<br>DATE | INVOICE<br>DATE | INVOICE<br>NUMBER | INVOICE<br>DESCRIPTION  | AMOUNT   | ACCOUNT<br>NUMBER          | ACCOUNT<br>DESCRIPTION  |
|----------------------|----------------------|---------------|--------------|-----------------|-------------------|---|----------|----------------------------|---|
| 212200278            | Childs Voice School  | 08/10/2021    | 08/10/2021   | 07/08/2021      | 1276              | Private Facility Tuition  | 5,785.34 | 10E006 1912 6700 31 000000 | EDUC. SERVICES/PRIVATE TUITION/TUITION/BUDGET MANAGER RESPONSIBILITY/NON-CATEGORICAL/UNRESTRICTE                                      |
| Totals for 212200278 |                      |               |              |                 |                   |   | 5,785.34 |                            |   |
| 212200279            | Citicare Transportat | 08/10/2021    | 08/10/2021   | 06/30/2021      | 4290              | Transportation charges for out of District Sped transportation Summer program                 | 874.00   | 40E006 2550 3315 30 000000 | EDUC. SERVICES/PUPIL TRANSPORTATION SERVICE/TAXI SERVICES/DISTRICT RESPONSIBILITY/NON-CATEGORICAL/UNRESTRICTE                         |
|                      | Citicare Transportat | 08/10/2021    | 08/10/2021   | 05/31/2021      | 4248-2            | Transportation costs for out of District Mckinney Vento and SPED students. amount difference. | 1,483.60 | 40E099 2550 3315 30 000000 | DISTRICT SPECIAL ALLOC/PUPIL TRANSPORTATION SERVICE/TAXI SERVICES/DISTRICT RESPONSIBILITY/NON-CATEGORICAL/UNRESTRICTE                 |
| Totals for 212200279 |                      |               |              |                 |                   |   | 2,357.60 |                            |   |
| 212200280            | Discount School Supp | 08/10/2021    | 08/10/2021   | 06/24/2021      | P4039556          | ELC Supplies  | 490.30   | 10E079 1225 4100 31 000000 | EARLY CHILDHOOD/PRE K SPECIAL ED/GENERAL SUPPLIES/BUDGET MANAGER RESPONSIBILITY/NON-CATEGORICAL/UNRESTRICTE                           |
| Totals for 212200280 |                      |               |              |                 |                   |   | 490.30   |                            |   |
| 212200281            | Equipment Internatio | 08/10/2021    | 08/10/2021   | 06/16/2021      | 164716            | REPAIR BY OUTSIDE   | 345.75   | 20E099 2540 3230 31 000000 | DISTRICT SPECIAL ALLOC/OPERATION MAINTENANCE/REPAIR AND MAINTENANCE SERVICE/BUDGET MANAGER RESPONSIBILITY/NON-CATEGORICAL/UNRESTRICTE |
| Totals for 212200281 |                      |               |              |                 |                   |   | 345.75   |                            |   |
| 212200282            | Fast Signs Inc       | 08/10/2021    | 08/10/2021   | 02/18/2021      | 447-43952         | Logo Wraps for Gym  | 3,057.83 | 10E242 1120 4100 31 000000 | GROVE/GENL INSTR JR HIGH/GENERAL SUPPLIES/BUDGET MANAGER RESPONSIBILITY/NON-CATEGORICAL/UNRESTRICTE                                   |
|                      | Fast Signs Inc       | 08/10/2021    | 08/10/2021   | 01/06/2021      | 447-43599.        | Social Distancing Signage   | 140.26   | 10E245 1120 3600 31 000000 | FRIENDSHIP/GENL INSTR JR HIGH/PRINTING AND BINDING/BUDGET MANAGER RESPONSIBILITY/NON-CATEGORICAL/UNRESTRICTE                          |
|                      | Fast Signs Inc       | 08/10/2021    | 08/10/2021   | 05/14/2021      | 341-44896         | Yard Signs -  | 1,625.00 | 10E242 1120 4100 31 000000 | GROVE/GENL INSTR JR HIGH/GENERAL  |

| CHECK<br>NUMBER | CHECK<br>VENDOR      | CHECK<br>DATE | POST<br>DATE | INVOICE<br>DATE | INVOICE<br>NUMBER | INVOICE<br>DESCRIPTION  | AMOUNT    | ACCOUNT<br>NUMBER          | ACCOUNT<br>DESCRIPTION   |
|-----------------|----------------------|---------------|--------------|-----------------|-------------------|---|-----------|----------------------------|--|
|                 |                      |               |              |                 |                   | Grad 2021   |           |                            | SUPPLIES/BUDGET MANAGER<br>RESPONSIBILITY/NON-CATEGORICAL/UNRESTRICTE  |
|                 |                      |               |              |                 |                   | Totals for 212200282  | 4,823.09  |                            |  |
| 212200283       | First Student        | 08/10/2021    | 08/10/2021   | 07/06/2021      | 11740853          | Contracted Reg<br>Ed<br>Transportation<br>Fuel Costs for<br>June'21                               | 112.70    | 40E099 2550 4640 30 000000 | DISTRICT SPECIAL ALLOC/PUPIL<br>TRANSPORTATION SERVICE/GASOLINE/DISTRICT<br>RESPONSIBILITY/NON-CATEGORICAL/UNRESTRICTE                         |
|                 | First Student        | 08/10/2021    | 08/10/2021   | 07/06/2021      | 11740850          | Contracted Reg<br>Ed<br>Transportation<br>Costs for<br>summer school<br>transportation<br>June'21 | 3,746.93  | 40E089 2550 3314 30 000000 | SUMMER PROGRAMS/PUPIL TRANSPORTATION<br>SERVICE/SUMMER SCHOOL<br>TRANSPORTATION/DISTRICT<br>RESPONSIBILITY/NON-CATEGORICAL/UNRESTRICTE         |
|                 |                      |               |              |                 |                   | Totals for 212200283  | 3,859.63  |                            |  |
| 212200284       | General Mechanical   | 08/10/2021    | 08/10/2021   | 06/23/2021      | S12125492         | REPAIR BY<br>OUTSIDE  | 3,999.82  | 20E099 2540 3230 31 000000 | DISTRICT SPECIAL ALLOC/OPERATION<br>MAINTENANCE/REPAIR AND MAINTENANCE<br>SERVICE/BUDGET MANAGER<br>RESPONSIBILITY/NON-CATEGORICAL/UNRESTRICTE |
|                 | General Mechanical   | 08/10/2021    | 08/10/2021   | 06/23/2021      | S12125491         | REPAIR BY<br>OUTSIDE  | 3,813.00  | 20E099 2540 3230 31 000000 | DISTRICT SPECIAL ALLOC/OPERATION<br>MAINTENANCE/REPAIR AND MAINTENANCE<br>SERVICE/BUDGET MANAGER<br>RESPONSIBILITY/NON-CATEGORICAL/UNRESTRICTE |
|                 | General Mechanical   | 08/10/2021    | 08/10/2021   | 07/02/2021      | SI2127453         | REPAIR BY<br>OUTSIDE  | 3,016.06  | 20E099 2540 3230 31 000000 | DISTRICT SPECIAL ALLOC/OPERATION<br>MAINTENANCE/REPAIR AND MAINTENANCE<br>SERVICE/BUDGET MANAGER<br>RESPONSIBILITY/NON-CATEGORICAL/UNRESTRICTE |
|                 |                      |               |              |                 |                   | Totals for 212200284  | 10,828.88 |                            |  |
| 212200285       | Hand2mind            | 08/10/2021    | 08/10/2021   | 07/20/2021      | 60329917          | Pre-K Summer<br>Take-Home Kits  | 7,561.44  | 10E089 1110 4100 31 499821 | SUMMER PROGRAMS/GENL INSTR ELEM/GENERAL<br>SUPPLIES/BUDGET MANAGER<br>RESPONSIBILITY/SCHOOL EMERGENCY RELIEF GRA<br>II                         |
|                 |                      |               |              |                 |                   | Totals for 212200285  | 7,561.44  |                            |  |
| 212200286       | Heartland Health Out | 08/10/2021    | 08/10/2021   | 01/31/2021      | 17871             | Interpreting  | 120.00    | 10E006 1200 3140 31 000000 | EDUC. SERVICES/SPEC ED/PROFESSIONAL  |

| CHECK<br>NUMBER | VENDOR               | CHECK<br>DATE | POST<br>DATE | INVOICE<br>DATE | INVOICE<br>NUMBER    | INVOICE<br>DESCRIPTION   | AMOUNT    | ACCOUNT<br>NUMBER          | ACCOUNT<br>DESCRIPTION  |
|-----------------|----------------------|---------------|--------------|-----------------|----------------------|--|-----------|----------------------------|---|
|                 |                      |               |              |                 |                      | Services for<br>the month of<br>January, 2021.   |           |                            | SERVICES - INSTR./BUDGET MANAGER<br>RESPONSIBILITY/NON-CATEGORICAL/UNRESTRICTE  |
|                 | Heartland Health Out | 08/10/2021    | 08/10/2021   | 10/31/2021      | 17494                | Interpreting<br>services for<br>various<br>languages for<br>the month of<br>October, 2020. | 784.30    | 10E006 1200 3140 31 000000 | EDUC. SERVICES/SPEC ED/PROFESSIONAL<br>SERVICES - INSTR./BUDGET MANAGER<br>RESPONSIBILITY/NON-CATEGORICAL/UNRESTRICTE   |
|                 | Heartland Health Out | 08/10/2021    | 08/10/2021   | 11/30/2020      | 17644                | Various<br>Language<br>interpreting<br>services for<br>the month of<br>November 2020.      | 497.55    | 10E006 1200 3140 31 000000 | EDUC. SERVICES/SPEC ED/PROFESSIONAL<br>SERVICES - INSTR./BUDGET MANAGER<br>RESPONSIBILITY/NON-CATEGORICAL/UNRESTRICTE   |
|                 | Heartland Health Out | 08/10/2021    | 08/10/2021   | 06/30/2021      | 18641                | Russian<br>interpreter<br>for ELC.   | 120.00    | 10E006 1200 3140 31 000000 | EDUC. SERVICES/SPEC ED/PROFESSIONAL<br>SERVICES - INSTR./BUDGET MANAGER<br>RESPONSIBILITY/NON-CATEGORICAL/UNRESTRICTE   |
|                 |                      |               |              |                 | Totals for 212200286 |  | 1,521.85  |                            |   |
| 212200287       | Heinemann            | 08/10/2021    | 08/10/2021   | 06/29/2021      | 7339822              | Ed Services -<br>Do the Math<br>Curriculum   | 3,169.35  | 10E006 2210 4100 31 000000 | EDUC. SERVICES/IMPROV. OF INSTR.<br>SVCS./GENERAL SUPPLIES/BUDGET MANAGER<br>RESPONSIBILITY/NON-CATEGORICAL/UNRESTRICTE |
|                 | Heinemann            | 08/10/2021    | 08/10/2021   | 06/29/2021      | 7339822              | Ed Services -<br>Do the Math<br>Curriculum   | 28,618.56 | 10E006 1200 4100 30 462000 | EDUC. SERVICES/SPEC ED/GENERAL<br>SUPPLIES/DISTRICT RESPONSIBILITY/IDEA   |
|                 | Heinemann            | 08/10/2021    | 08/10/2021   | 06/24/2021      | 7335973              | Ed Services -<br>Do the Math<br>Curriculum   | 2,120.00  | 10E006 2210 4100 31 000000 | EDUC. SERVICES/IMPROV. OF INSTR.<br>SVCS./GENERAL SUPPLIES/BUDGET MANAGER<br>RESPONSIBILITY/NON-CATEGORICAL/UNRESTRICTE |
|                 | Heinemann            | 08/10/2021    | 08/10/2021   | 06/24/2021      | 7335973              | Ed Services -<br>Do the Math<br>Curriculum   | 19,143.27 | 10E006 1200 4100 30 462000 | EDUC. SERVICES/SPEC ED/GENERAL<br>SUPPLIES/DISTRICT RESPONSIBILITY/IDEA   |
|                 | Heinemann            | 08/10/2021    | 08/10/2021   | 06/07/2021      | 7328838              | Ed Services -<br>Do the Math<br>Curriculum   | 1,114.03  | 10E006 2210 4100 31 000000 | EDUC. SERVICES/IMPROV. OF INSTR.<br>SVCS./GENERAL SUPPLIES/BUDGET MANAGER<br>RESPONSIBILITY/NON-CATEGORICAL/UNRESTRICTE |
|                 | Heinemann            | 08/10/2021    | 08/10/2021   | 06/07/2021      | 7328838              | Ed Services -<br>Do the Math<br>Curriculum   | 10,059.64 | 10E006 1200 4100 30 462000 | EDUC. SERVICES/SPEC ED/GENERAL<br>SUPPLIES/DISTRICT RESPONSIBILITY/IDEA   |
|                 | Heinemann            | 08/10/2021    | 08/10/2021   | 07/27/2021      | 7350142              | Ed Services -  | 335.00    | 10E006 2210 3120 31 000000 | EDUC. SERVICES/IMPROV. OF INSTR.  |

| CHECK<br>NUMBER | CHECK<br>VENDOR      | CHECK<br>DATE | POST<br>DATE | INVOICE<br>DATE | INVOICE<br>NUMBER | INVOICE<br>DESCRIPTION  | AMOUNT    | ACCOUNT<br>NUMBER          | ACCOUNT<br>DESCRIPTION  |
|-----------------|----------------------|---------------|--------------|-----------------|-------------------|---|-----------|----------------------------|---|
|                 |                      |               |              |                 |                   | Training for<br>Do The Math   |           |                            | SVCS./PROF DEVELOPMENT REGISTRATION/BUDGET<br>MANAGER   |
|                 | Heinemann            | 08/10/2021    | 08/10/2021   | 07/27/2021      | 7350142           | Ed Services -<br>Training for<br>Do The Math  | 1,065.00  | 10E006 2210 3120 31 462000 | EDUC. SERVICES/IMPROV. OF INSTR.<br>SVCS./PROF DEVELOPMENT REGISTRATION/BUDGET<br>MANAGER RESPONSIBILITY/IDEA           |
|                 |                      |               |              |                 |                   | Totals for 212200287  | 65,624.85 |                            |   |
| 212200288       | Hyde Park Day School | 08/10/2021    | 08/10/2021   | 06/30/2021      | 2021H-S060        | Private<br>Facility<br>Tuition  | 2,081.04  | 10E006 1912 6700 31 000000 | EDUC. SERVICES/PRIVATE<br>TUITION/TUITION/BUDGET MANAGER<br>RESPONSIBILITY/NON-CATEGORICAL/UNRESTRICTE                  |
|                 |                      |               |              |                 |                   | Totals for 212200288  | 2,081.04  |                            |   |
| 212200289       | Jones School Supply  | 08/10/2021    | 08/10/2021   | 08/03/2021      | 1829121           | Honor Roll<br>Certificates  | 294.00    | 10E242 1120 4100 31 000000 | GROVE/GENL INSTR JR HIGH/GENERAL<br>SUPPLIES/BUDGET MANAGER<br>RESPONSIBILITY/NON-CATEGORICAL/UNRESTRICTE               |
|                 |                      |               |              |                 |                   | Totals for 212200289  | 294.00    |                            |   |
| 212200290       | Ku-Cr1               | 08/10/2021    | 08/10/2021   | 05/27/2021      | 40208             | Ed Services -<br>Training and<br>Teacher<br>Materials for<br>KU SIM Writing<br>Strategies | 1,125.00  | 10E006 1200 4100 30 462000 | EDUC. SERVICES/SPEC ED/GENERAL<br>SUPPLIES/DISTRICT RESPONSIBILITY/IDEA   |
|                 | Ku-Cr1               | 08/10/2021    | 08/10/2021   | 05/27/2021      | 40208             | Ed Services -<br>Training and<br>Teacher<br>Materials for<br>KU SIM Writing<br>Strategies | 1,350.00  | 10E006 1200 4100 30 462000 | EDUC. SERVICES/SPEC ED/GENERAL<br>SUPPLIES/DISTRICT RESPONSIBILITY/IDEA   |
|                 | Ku-Cr1               | 08/10/2021    | 08/10/2021   | 05/27/2021      | 40208             | Ed Services -<br>Training and<br>Teacher<br>Materials for<br>KU SIM Writing<br>Strategies | 657.50    | 10E006 2210 4100 31 000000 | EDUC. SERVICES/IMPROV. OF INSTR.<br>SVCS./GENERAL SUPPLIES/BUDGET MANAGER<br>RESPONSIBILITY/NON-CATEGORICAL/UNRESTRICTE |
|                 | Ku-Cr1               | 08/10/2021    | 08/10/2021   | 05/27/2021      | 40208             | Ed Services -<br>Training and<br>Teacher  | 692.50    | 10E006 1200 4100 30 462000 | EDUC. SERVICES/SPEC ED/GENERAL<br>SUPPLIES/DISTRICT RESPONSIBILITY/IDEA   |



| CHECK<br>NUMBER | VENDOR               | CHECK<br>DATE | POST<br>DATE | INVOICE<br>DATE | INVOICE<br>NUMBER | INVOICE<br>DESCRIPTION                           | AMOUNT    | ACCOUNT<br>NUMBER          | ACCOUNT<br>DESCRIPTION  |
|-----------------|----------------------|---------------|--------------|-----------------|-------------------|--|-----------|----------------------------|---|
|                 |                      |               |              |                 |                   | Materials for<br>KU SIM Writing<br>Strategies    |           |                            |   |
|                 | Ku-Cr1               | 08/10/2021    | 08/10/2021   | 05/27/2021      | 40208             | Ed Services -<br>Training and<br>Teacher         | 382.50    | 10E006 2210 4100 31 000000 | EDUC. SERVICES/IMPROV. OF INSTR.<br>SVCS./GENERAL SUPPLIES/BUDGET MANAGER<br>RESPONSIBILITY/NON-CATEGORICAL/UNRESTRICTE               |
|                 |                      |               |              |                 |                   | Materials for<br>KU SIM Writing<br>Strategies    |           |                            |   |
|                 |                      |               |              |                 |                   | Totals for 212200290                             | 4,207.50  |                            |   |
| 212200291       | Lakeshore Learning M | 08/10/2021    | 08/10/2021   | 07/13/2021      | 3510710721        | Ed Services -<br>ELS Supplies                    | 135.67    | 10E006 1203 4100 31 000000 | EDUC. SERVICES/EDUC LIFE SKILLS/GENERAL<br>SUPPLIES/BUDGET MANAGER<br>RESPONSIBILITY/NON-CATEGORICAL/UNRESTRICTE                      |
|                 | Lakeshore Learning M | 08/10/2021    | 08/10/2021   | 07/09/2021      | 2376580721        | SUPPLIES FOR<br>TITLE 1                          | 461.78    | 10E123 1250 4100 31 430021 | CLEARMONT/TITLE I LOW INCOME/GENERAL<br>SUPPLIES/BUDGET MANAGER<br>RESPONSIBILITY/TITLE I FY21  |
|                 |                      |               |              |                 |                   | Totals for 212200291                             | 597.45    |                            |   |
| 212200292       | Locker Shop          | 08/10/2021    | 08/10/2021   | 06/01/2021      | 85252             | Student Spirit<br>Wear                           | 225.00    | 10E245 1120 4100 31 000000 | FRIENDSHIP/GENL INSTR JR HIGH/GENERAL<br>SUPPLIES/BUDGET MANAGER<br>RESPONSIBILITY/NON-CATEGORICAL/UNRESTRICTE                        |
|                 | Locker Shop          | 08/10/2021    | 08/10/2021   | 06/15/2021      | 87761             | Staff<br>umbrellas                               | 380.00    | 10E242 2410 4100 31 000000 | GROVE/OFFICE OF PRINCIPAL/GENERAL<br>SUPPLIES/BUDGET MANAGER<br>RESPONSIBILITY/NON-CATEGORICAL/UNRESTRICTE                            |
|                 |                      |               |              |                 |                   | Totals for 212200292                             | 605.00    |                            |   |
| 212200293       | McGraw-Hill School E | 08/10/2021    | 08/10/2021   | 06/12/2021      | 1179771690        | SEL Materials<br>from McGraw<br>Hill             | 1,500.00  | 10E078 2210 4700 31 000000 | SOCIAL EMOTIONAL LEARNING/IMPROV. OF<br>INSTR. SVCS./SOFTWARE/BUDGET MANAGER<br>RESPONSIBILITY/NON-CATEGORICAL/UNRESTRICTE            |
|                 | McGraw-Hill School E | 08/10/2021    | 08/10/2021   | 06/17/2021      | 1179717640        | SEL Materials<br>from McGraw<br>Hill             | 12,699.12 | 10E078 2210 4100 31 000000 | SOCIAL EMOTIONAL LEARNING/IMPROV. OF<br>INSTR. SVCS./GENERAL SUPPLIES/BUDGET<br>MANAGER<br>RESPONSIBILITY/NON-CATEGORICAL/UNRESTRICTE |
|                 |                      |               |              |                 |                   | Totals for 212200293                             | 14,199.12 |                            |   |
| 212200294       | Meyer, Susan         | 08/10/2021    | 08/10/2021   | 06/29/2021      | 0062100168        | Ed Services -<br>Trainings for<br>SE Teachers on | 2,100.00  | 10E006 2210 3120 31 462000 | EDUC. SERVICES/IMPROV. OF INSTR.<br>SVCS./PROF DEVELOPMENT REGISTRATION/BUDGET<br>MANAGER RESPONSIBILITY/IDEA                         |

| CHECK NUMBER | CHECK VENDOR         | CHECK DATE | POST DATE  | INVOICE DATE | INVOICE NUMBER | INVOICE DESCRIPTION                          | AMOUNT    | ACCOUNT NUMBER             | ACCOUNT DESCRIPTION   |
|--------------|----------------------|------------|------------|--------------|----------------|--|-----------|----------------------------|---|
|              |                      |            |            |              |                | Sentence Writing.                            |           |                            |   |
|              |                      |            |            |              |                | Totals for 212200294                         | 2,100.00  |                            |   |
| 212200295    | Mt Prospect Paint In | 08/10/2021 | 08/10/2021 | 06/16/2021   | 92883          | PAINT/FINISHING                              | 97.56     | 20E099 2540 4910 31 000000 | DISTRICT SPECIAL ALLOC/OPERATION MAINTENANCE/FINISHING MATERIALS/BUDGET MANAGER RESPONSIBILITY/NON-CATEGORICAL/UNRESTRICTE                  |
|              |                      |            |            |              |                | Totals for 212200295                         | 97.56     |                            |   |
| 212200296    | Music Filing Solutio | 08/10/2021 | 08/10/2021 | 06/07/2021   | 21125+G1       | Music Cabinet for Chorus                     | 930.00    | 10E242 1120 4100 31 000000 | GROVE/GENL INSTR JR HIGH/GENERAL SUPPLIES/BUDGET MANAGER RESPONSIBILITY/NON-CATEGORICAL/UNRESTRICTE   |
|              |                      |            |            |              |                | Totals for 212200296                         | 930.00    |                            |   |
| 212200297    | Newsela              | 08/10/2021 | 08/10/2021 | 07/31/2021   | INV 20477      | Newsela Online Platform                      | 51,642.84 | 10E073 1110 3140 31 499821 | INSTRUCTION SUPPORT SERVICES/GENL INSTR ELEM/PROFESSIONAL SERVICES - INSTR./BUDGET MANAGER RESPONSIBILITY/SCHOOL EMERGENCY RELIEF GRA II    |
|              | Newsela              | 08/10/2021 | 08/10/2021 | 07/31/2021   | INV 20477      | Newsela Online Platform                      | 28,349.16 | 10E073 1120 3140 31 499821 | INSTRUCTION SUPPORT SERVICES/GENL INSTR JR HIGH/PROFESSIONAL SERVICES - INSTR./BUDGET MANAGER RESPONSIBILITY/SCHOOL EMERGENCY RELIEF GRA II |
|              |                      |            |            |              |                | Totals for 212200297                         | 79,992.00 |                            |   |
| 212200298    | NoRedInk Corp.       | 08/10/2021 | 08/10/2021 | 04/05/2021   | 13253          | Training and Licenses                        | 19,500.61 | 10E000 1120 4700 31 499820 | DISTRICTWIDE/GENL INSTR JR HIGH/SOFTWARE/BUDGET MANAGER RESPONSIBILITY/SCHOOL EMERGENCY RELIEF GRANT  |
|              | NoRedInk Corp.       | 08/10/2021 | 08/10/2021 | 04/05/2021   | 13253          | Training and Licenses                        | 1,499.39  | 10E000 1120 3120 31 499820 | DISTRICTWIDE/GENL INSTR JR HIGH/PROF DEVELOPMENT REGISTRATION/BUDGET MANAGER RESPONSIBILITY/SCHOOL EMERGENCY RELIEF GRANT                   |
|              |                      |            |            |              |                | Totals for 212200298                         | 21,000.00 |                            |   |
| 212200299    | Northwest Suburban S | 08/10/2021 | 08/10/2021 | 07/01/2021   | 7422           | NSSEO transportation charges for last minute | 175.00    | 40E006 2550 3311 30 000000 | EDUC. SERVICES/PUPIL TRANSPORTATION SERVICE/REGULAR TRANSPORTATION/DISTRICT RESPONSIBILITY/NON-CATEGORICAL/UNRESTRICTE                      |

| CHECK<br>NUMBER | CHECK<br>VENDOR      | CHECK<br>DATE | POST<br>DATE | INVOICE<br>DATE | INVOICE<br>NUMBER | INVOICE<br>DESCRIPTION   | AMOUNT   | ACCOUNT<br>NUMBER          | ACCOUNT<br>DESCRIPTION   |
|-----------------|----------------------|---------------|--------------|-----------------|-------------------|--|----------|----------------------------|--|
|                 |                      |               |              |                 |                   | van rides<br>provided to<br>students   |          |                            |  |
|                 | Northwest Suburban S | 08/10/2021    | 08/10/2021   | 07/27/2021      | 7515              | NSSEO charges<br>for Field<br>Trips and<br>Camps for<br>school year<br>20-21 | 1,761.36 | 40E006 2550 3311 30 000000 | EDUC. SERVICES/PUPIL TRANSPORTATION<br>SERVICE/REGULAR TRANSPORTATION/DISTRICT<br>RESPONSIBILITY/NON-CATEGORICAL/UNRESTRICTE       |
|                 | Northwest Suburban S | 08/10/2021    | 08/10/2021   | 07/08/2021      | 7454              | Timber Ridge<br>Tuition  | 4,364.40 | 10E006 4225 6700 31 000000 | EDUC. SERVICES/NSSEO<br>TUITION/TUITION/BUDGET MANAGER<br>RESPONSIBILITY/NON-CATEGORICAL/UNRESTRICTE                               |
|                 |                      |               |              |                 |                   | Totals for 212200299   | 6,300.76 |                            |  |
| 212200300       | Paddock Publications | 08/10/2021    | 08/10/2021   | 04/25/2021      | 177190            | Proportionate<br>Share Meeting<br>Ad   | 52.65    | 10E006 2330 3500 31 000000 | EDUC. SERVICES/ADMINISTRATIVE<br>SERVICES/ADVERTISING/BUDGET MANAGER<br>RESPONSIBILITY/NON-CATEGORICAL/UNRESTRICTE                 |
|                 | Paddock Publications | 08/10/2021    | 08/10/2021   | 04/25/2020      | 47219             | Bid Notice -<br>Taxicab<br>Services  | 43.20    | 10E005 2570 3500 31 000000 | BUSINESS SERVICES/INTERNAL<br>SERVICES/ADVERTISING/BUDGET MANAGER<br>RESPONSIBILITY/NON-CATEGORICAL/UNRESTRICTE                    |
|                 |                      |               |              |                 |                   | Totals for 212200300   | 95.85    |                            |  |
| 212200301       | Quinlan & Fabish     | 08/10/2021    | 08/10/2021   | 06/14/2021      | 12672838          | Instrument<br>Repair   | 148.00   | 10E005 2570 3230 31 000000 | BUSINESS SERVICES/INTERNAL SERVICES/REPAIR<br>AND MAINTENANCE SERVICE/BUDGET MANAGER<br>RESPONSIBILITY/NON-CATEGORICAL/UNRESTRICTE |
|                 | Quinlan & Fabish     | 08/10/2021    | 08/10/2021   | 07/16/2021      | 12760657          | Instrument<br>Rentals<br>6/02/21 to<br>7/01/21                               | 860.00   | 10E005 2570 3250 31 000000 | BUSINESS SERVICES/INTERNAL<br>SERVICES/RENTALS/BUDGET MANAGER<br>RESPONSIBILITY/NON-CATEGORICAL/UNRESTRICTE                        |
|                 |                      |               |              |                 |                   | Totals for 212200301   | 1,008.00 |                            |  |
| 212200302       | Robertson, Ashley    | 08/10/2021    | 08/10/2021   | 05/20/2021      | 20210520          | Admin Medical<br>Reimbursement<br>\$400<br>biannually.                       | 400.00   | 10E003 2640 2225 31 000000 | HUMAN RESOURCES/HUMAN<br>RESOURCES/PHYSICALS/BUDGET MANAGER<br>RESPONSIBILITY/NON-CATEGORICAL/UNRESTRICTE                          |
|                 |                      |               |              |                 |                   | Totals for 212200302   | 400.00   |                            |  |
| 212200303       | Sampson, Justin      | 08/10/2021    | 08/10/2021   | 06/09/2021      | 20210609          | Travel<br>Reimbursement  | 10.30    | 10E009 2630 3320 31 000000 | INFO SYSTEMS AND SERVICES/PUBLIC INFO<br>SERVICES/TRAVEL EXPENSES/BUDGET MANAGER   |

| CHECK<br>NUMBER      | CHECK<br>VENDOR      | CHECK<br>DATE | POST<br>DATE | INVOICE<br>DATE | INVOICE<br>NUMBER | INVOICE<br>DESCRIPTION  | AMOUNT   | ACCOUNT<br>NUMBER          | ACCOUNT<br>DESCRIPTION  |
|----------------------|----------------------|---------------|--------------|-----------------|-------------------|---|----------|----------------------------|---|
| Totals for 212200303 |                      |               |              |                 |                   |   | 10.30    |                            | RESPONSIBILITY/NON-CATEGORICAL/UNRESTRICTE  |
| 212200304            | Scholastic Magazines | 08/10/2021    | 08/10/2021   | 07/28/2021      | M7092805 6        | Subscriptions   | 1,175.45 | 10E128 1110 4400 31 000000 | FROST/GENL INSTR ELEM/PERIODICALS/BUDGET<br>MANAGER<br>RESPONSIBILITY/NON-CATEGORICAL/UNRESTRICTE   |
| Totals for 212200304 |                      |               |              |                 |                   |   | 1,175.45 |                            |   |
| 212200305            | School Health Corp   | 08/10/2021    | 08/10/2021   | 05/26/2021      | 1517563-00        | Service and<br>Repair for<br>Vision machine<br>for one of the<br>schools. | 168.88   | 10E006 2130 3230 31 000000 | EDUC. SERVICES/HEALTH SERVICES/REPAIR AND<br>MAINTENANCE SERVICE/BUDGET MANAGER<br>RESPONSIBILITY/NON-CATEGORICAL/UNRESTRICTE                   |
| Totals for 212200305 |                      |               |              |                 |                   |   | 168.88   |                            |   |
| 212200306            | School Specialty LLC | 08/10/2021    | 08/10/2021   | 06/29/2021      | 2081276841        | Art Supplies  | 100.41   | 10E245 1120 4100 31 000000 | FRIENDSHIP/GENL INSTR JR HIGH/GENERAL<br>SUPPLIES/BUDGET MANAGER<br>RESPONSIBILITY/NON-CATEGORICAL/UNRESTRICTE                                  |
| Totals for 212200306 |                      |               |              |                 |                   |   | 100.41   |                            |   |
| 212200307            | Seasonal Concepts La | 08/10/2021    | 08/10/2021   | 04/30/2021      | 183938            | REPAIR BY<br>OUTSIDE  | 1,250.00 | 20E099 2540 3230 31 000000 | DISTRICT SPECIAL ALLOC/OPERATION<br>MAINTENANCE/REPAIR AND MAINTENANCE<br>SERVICE/BUDGET MANAGER<br>RESPONSIBILITY/NON-CATEGORICAL/UNRESTRICTE  |
| Totals for 212200307 |                      |               |              |                 |                   |   | 1,250.00 |                            |   |
| 212200308            | Sensory Path Inc     | 08/10/2021    | 08/10/2021   | 06/02/2021      | 7173              | ELC Supplies  | 3,605.00 | 10E079 1225 7501 31 000000 | EARLY CHILDHOOD/PRE K SPECIAL ED/GENL<br>EQUIP > \$500 AND < \$5000/BUDGET MANAGER<br>RESPONSIBILITY/NON-CATEGORICAL/UNRESTRICTE                |
| Totals for 212200308 |                      |               |              |                 |                   |   | 3,605.00 |                            |   |
| 212200309            | Spotter Staffing     | 08/10/2021    | 08/10/2021   | 06/30/2021      | 1615              | Contract<br>Speech &<br>Language<br>Pathologists                          | 3,735.00 | 10E006 2150 3110 31 000000 | EDUC. SERVICES/SPEECH PATHOLOGY AND<br>AUDIOLOGY/PROFESSIONAL SERVICES -<br>ADMIN./BUDGET MANAGER<br>RESPONSIBILITY/NON-CATEGORICAL/UNRESTRICTE |
|                      | Spotter Staffing     | 08/10/2021    | 08/10/2021   | 07/07/2021      | 1629              | ESY Contract<br>SLPs  | 3,735.00 | 10E006 2150 3110 31 000000 | EDUC. SERVICES/SPEECH PATHOLOGY AND<br>AUDIOLOGY/PROFESSIONAL SERVICES -<br>ADMIN./BUDGET MANAGER<br>RESPONSIBILITY/NON-CATEGORICAL/UNRESTRICTE |

| CHECK<br>NUMBER      | VENDOR               | CHECK<br>DATE | POST<br>DATE | INVOICE<br>DATE | INVOICE<br>NUMBER | INVOICE<br>DESCRIPTION   | AMOUNT     | ACCOUNT<br>NUMBER          | ACCOUNT<br>DESCRIPTION   |
|----------------------|----------------------|---------------|--------------|-----------------|-------------------|--|------------|----------------------------|--|
| Totals for 212200309 |                      |               |              |                 |                   |  | 7,470.00   |                            |  |
| 212200310            | Symmetry Energy Solu | 08/10/2021    | 08/10/2021   | 07/14/2021      | 10815494          | Natural Gas  | 12,776.28  | 20E099 2540 4650 30 000000 | DISTRICT SPECIAL ALLOC/OPERATION<br>MAINTENANCE/NATURAL GAS/DISTRICT<br>RESPONSIBILITY/NON-CATEGORICAL/UNRESTRICTE                                       |
| Totals for 212200310 |                      |               |              |                 |                   |  | 12,776.28  |                            |  |
| 212200311            | Verizon Wireless     | 08/10/2021    | 08/10/2021   | 06/25/2021      | 9882795736        | Monthly Cell<br>Phone Service  | 19,370.51  | 20E009 2540 3400 30 000000 | INFO SYSTEMS AND SERVICES/OPERATION<br>MAINTENANCE/COMMUNICATION/DISTRICT<br>RESPONSIBILITY/NON-CATEGORICAL/UNRESTRICTE                                  |
| Totals for 212200311 |                      |               |              |                 |                   |  | 19,370.51  |                            |  |
| 212200312            | Webster, Denise      | 08/10/2021    | 08/10/2021   | 07/27/2021      | 20210727          | Mileage<br>reimbursement<br>for 2020/21<br>school year.                                    | 191.63     | 10E006 2330 3320 31 000000 | EDUC. SERVICES/ADMINISTRATIVE<br>SERVICES/TRAVEL EXPENSES/BUDGET MANAGER<br>RESPONSIBILITY/NON-CATEGORICAL/UNRESTRICTE                                   |
| Totals for 212200312 |                      |               |              |                 |                   |  | 191.63     |                            |  |
| 212200313            | WM Consulting Inc    | 08/10/2021    | 08/10/2021   | 06/04/2021      | CCSD59-06/        | Professional<br>Coaching<br>Services - R.<br>Murphy  | 1,450.00   | 10E002 2310 3110 31 000000 | SUPERINTENDENT/BOARD OF ED/BOARD OF<br>EDUCATION SERVICES/PROFESSIONAL SERVICES -<br>ADMIN./BUDGET MANAGER<br>RESPONSIBILITY/NON-CATEGORICAL/UNRESTRICTE |
| Totals for 212200313 |                      |               |              |                 |                   |  | 1,450.00   |                            |  |
| 212200314            | ZUM Services Inc     | 08/10/2021    | 08/10/2021   | 06/30/2021      | ECCD00020         | Transportation<br>charges for<br>private<br>placement sped<br>students month<br>of June'21 | 4,968.00   | 40E006 2550 3311 30 000000 | EDUC. SERVICES/PUPIL TRANSPORTATION<br>SERVICE/REGULAR TRANSPORTATION/DISTRICT<br>RESPONSIBILITY/NON-CATEGORICAL/UNRESTRICTE                             |
| Totals for 212200314 |                      |               |              |                 |                   |  | 4,968.00   |                            |  |
| Totals for checks    |                      |               |              |                 |                   |  | 464,662.72 |                            |  |

FUND SUMMARY

| <u>FUND</u> | <u>DESCRIPTION</u>            | <u>BALANCE SHEET</u> | <u>REVENUE</u> | <u>EXPENSE</u> | <u>TOTAL</u> |
|-------------|-------------------------------|----------------------|----------------|----------------|--------------|
| 10          | EDUCATIONAL FUND              | 0.00                 | 35.55          | 267,391.79     | 267,427.34   |
| 20          | OPERATIONS & MAINTENANCE FUND | 897.98               | 0.00           | 175,605.88     | 176,503.86   |
| 40          | TRANSPORTATION FUND           | 0.00                 | 0.00           | 14,201.59      | 14,201.59    |
| 60          | CAPITAL PROJECTS FUND         | 0.00                 | 0.00           | 6,253.51       | 6,253.51     |
| 80          | STUDENT ACTIVITY FUND         | 276.42               | 0.00           | 0.00           | 276.42       |
| ***         | Fund Summary Totals ***       | 1,174.40             | 35.55          | 463,452.77     | 464,662.72   |

\*\*\*\*\* End of report \*\*\*\*\*

| Card Number        | Tran Date  | Tran ID  | Used By                                     | Name           | Where Used | Purch Vendor | Imp Date | Post Date | Status | App | Amount  |
|--------------------|------------|--|---|----------------|------------|--------------|----------|-----------|--------|-----|---------|
|                    | Line       | Description                                    | PO Number                                   | Invoice Number | Invoice Dt | Amount       |          |           |        |     |         |
|                    |            | Account  | Percent                                     | Amount         |            |              |          |           |        |     |         |
| XXXXXXXXXXXXXXXXXX | 06/28/2021 | 28675 WEBSTDEN000 Webster Denise M             | School Health Corp, 866-323-546             |                |            | 07/09/2021   |          |           | Batch  | A   | 430.91  |
|                    | 1          | Health Supplies for Devonshire School.         |   |                |            | 430.91       |          |           |        |     |         |
|                    |            | 10E006 2130 4100 31 000000                     | 100.00%                                     | 430.91         |            |              |          |           |        |     |         |
| XXXXXXXXXXXXXXXXXX | 06/29/2021 | 28677 NICOLART000 Nicolini Arthur S            | Anderson Lock Co, Des Plaines, ANDERSON003  |                |            | 07/09/2021   |          |           | Batch  | A   | 102.60  |
|                    | 1          | WINDOW/DOORS; MORT CYL X SARGENT RA-RC KEYWAY  |   |                |            | 102.60       |          |           |        |     |         |
|                    |            | 20E099 2540 4930 31 000000                     | 100.00%                                     | 102.60         |            |              |          |           |        |     |         |
| XXXXXXXXXXXXXXXXXX | 06/22/2021 | 28682 MAGGICAR000 Maggio Carolyn               | Adobe Creative Cloud, 408536600             |                |            | 07/09/2021   |          |           | Batch  | A   | 52.99   |
|                    | 1          | monthly creative cloud service                 |   |                |            | 52.99        |          |           |        |     |         |
|                    |            | 10E009 2630 4700 31 000000                     | 100.00%                                     | 52.99          |            |              |          |           |        |     |         |
| XXXXXXXXXXXXXXXXXX | 06/29/2021 | 28687 DIMASAN000 DiMaso Annette                | William H Sadlier, 2122272120,              |                |            | 07/09/2021   |          |           | Batch  | A   | -329.94 |
|                    | 1          | Refund from summer school materials            |   |                |            | -329.94      |          |           |        |     |         |
|                    |            | 10E089 1110 4100 31 499821                     | 100.00%                                     | -329.94        |            |              |          |           |        |     |         |
| XXXXXXXXXXXXXXXXXX | 06/28/2021 | 28689 MCDONJUS000 McDonald Justin P            | Southside Control Supp, Chicago             |                |            | 07/09/2021   |          |           | Batch  | A   | 396.85  |
|                    | 1          | HVAC; SPRING ACT AND LINKAGE FOR NFB AND AFB   |   |                |            | 396.85       |          |           |        |     |         |
|                    |            | 20E099 2540 4940 31 000000                     | 100.00%                                     | 396.85         |            |              |          |           |        |     |         |
| XXXXXXXXXXXXXXXXXX | 06/22/2021 | 28683 DONAHKIM000 Donahue Barrett Kimberl      | Smore.Com, Pittsburgh, PA, 1520             |                |            | 07/09/2021   |          |           | Batch  | A   | 149.00  |
|                    | 1          | Newsletter                                     |   |                |            | 149.00       |          |           |        |     |         |
|                    |            | 10E121 2410 4700 31 000000                     | 100.00%                                     | 149.00         |            |              |          |           |        |     |         |
| XXXXXXXXXXXXXXXXXX | 06/23/2021 | 28690 MANGIMIC000 Mangiamele Michael           | Addison Building Mater, Arlingt ADDISON 000 |                |            | 07/09/2021   |          |           | Batch  | A   | 95.98   |
|                    | 1          | PAINT/FINISHING; ZIP STRIP REMOVER, MIXING CON |   |                |            | 95.98        |          |           |        |     |         |
|                    |            | 20E099 2540 4910 31 000000                     | 100.00%                                     | 95.98          |            |              |          |           |        |     |         |
| XXXXXXXXXXXXXXXXXX | 06/28/2021 | 28691 ROBINNIC001 Robinson Nicole, Dr          | Harvard Education Pres, 8884371             |                |            | 07/09/2021   |          |           | Batch  | A   | 35.45   |
|                    | 1          | PD Resource for Nicole R.                      |   |                |            | 35.45        |          |           |        |     |         |
|                    |            | 10E073 2191 4100 31 000000                     | 100.00%                                     | 35.45          |            |              |          |           |        |     |         |
| XXXXXXXXXXXXXXXXXX | 06/28/2021 | 28695 SAMPSJUS000 Sampson Justin L             | Adobe 800-833-6687, Adobe.Ly/En             |                |            | 07/09/2021   |          |           | Batch  | A   | 29.99   |
|                    | 1          | monthly creative cloud fee                     |   |                |            | 29.99        |          |           |        |     |         |
|                    |            | 10E009 2630 4700 31 000000                     | 100.00%                                     | 29.99          |            |              |          |           |        |     |         |

| Card Number        | Tran Date  | Tran ID                              | Used By     | Name                 | Where Used                      | Purch Vendor | Imp Date   | Post Date   | Status | App | Amount   |
|--------------------|------------|--------------------------------------|-------------|----------------------|---------------------------------|--------------|------------|---|--------|-----|----------|
|                    | Line       | Description                          | PO Number   | Invoice Number       | Invoice Dt                      | Amount       |            |   |        |     |          |
|                    |            | Account                              | Percent     | Amount               |                                 |              |            |   |        |     |          |
| XXXXXXXXXXXXXXXXXX | 06/25/2021 | 28698                                | EGGLEREN000 | Eggleston Rene Alice | Red Wing Shoe Store, Arlington  | RED WING000  | 07/09/2021 |   | Batch  | A   | 175.00   |
|                    | 1          | SHOES/UNIFORMS-RYAN GOODRICH         |             |                      |                                 |              |            | 175.00  |        |     |          |
|                    |            | 20E099 2540 2400 31 000000           | 100.00%     | 175.00               |                                 |              |            |   |        |     |          |
| XXXXXXXXXXXXXXXXXX | 06/22/2021 | 28701                                | KLUGESEA000 | Kluge Sean A         | Grainger, 877-2022594, IL, 6004 | WW GRAIN000  | 07/09/2021 |   | Batch  | A   | 21.40    |
|                    | 1          | OTHER SUPPLIES; CUT RESISTANT GLOVES |             |                      |                                 |              |            | 21.40   |        |     |          |
|                    |            | 20E099 2540 4990 31 000000           | 100.00%     | 21.40                |                                 |              |            |   |        |     |          |
| XXXXXXXXXXXXXXXXXX | 06/21/2021 | 28704                                | KOBUSJEN000 | Kobus Jennifer R     | Village Of Elk Grove, 847439390 | VILLAGE 035  | 07/09/2021 |   | Batch  | A   | 949.21   |
|                    | 1          | Water & Sewer Services - Rupley      |             |                      |                                 |              |            | 949.21  |        |     |          |
|                    |            | 20E134 2540 3700 30 000000           | 100.00%     | 949.21               |                                 |              |            |   |        |     |          |
|                    | 06/21/2021 | 28705                                | KOBUSJEN000 | Kobus Jennifer R     | Village Of Mount Prosp, 847-392 | VILLAGE 029  | 07/09/2021 |   | Batch  | A   | 517.65   |
|                    | 1          | Water & Sewer Services - John Jay    |             |                      |                                 |              |            | 517.65  |        |     |          |
|                    |            | 20E131 2540 3700 30 000000           | 100.00%     | 517.65               |                                 |              |            |   |        |     |          |
|                    | 06/21/2021 | 28706                                | KOBUSJEN000 | Kobus Jennifer R     | Village Of Mount Prosp, 847-392 | VILLAGE 031  | 07/09/2021 |   | Batch  | A   | 264.85   |
|                    | 1          | Water & Sewer Services - Forest View |             |                      |                                 |              |            | 264.85  |        |     |          |
|                    |            | 20E127 2540 3700 30 000000           | 100.00%     | 264.85               |                                 |              |            |   |        |     |          |
|                    | 06/21/2021 | 28707                                | KOBUSJEN000 | Kobus Jennifer R     | Village Of Mount Prosp, 847-392 | VILLAGE 030  | 07/09/2021 |   | Batch  | A   | 437.53   |
|                    | 1          | Water & Sewer Services - Frost       |             |                      |                                 |              |            | 437.53  |        |     |          |
|                    |            | 20E128 2540 3700 30 000000           | 100.00%     | 437.53               |                                 |              |            |   |        |     |          |
|                    |            |                                      |             |                      |                                 |              |            | 4 transaction(s) for XXXXXXXXXXXXXXXX. Total Amount ==> |        |     | 2,169.24 |
| XXXXXXXXXXXXXXXXXX | 06/21/2021 | 28694                                | KOBUSJEN000 | Kobus Jennifer R     | Comed Payment, 8003347661, IL,  | COMED 018    | 07/09/2021 |   | Batch  | A   | 4,162.43 |
|                    | 1          | Electric Services - Friendship       |             |                      |                                 |              |            | 4,162.43  |        |     |          |
|                    |            | 20E245 2540 4660 30 000000           | 100.00%     | 4,162.43             |                                 |              |            |   |        |     |          |
| XXXXXXXXXXXXXXXXXX | 06/29/2021 | 28702                                | TAYLODAN002 | Taylor Daniel R      | Grainger, 877-2022594, IL, 6004 | WW GRAIN000  | 07/09/2021 |   | Batch  | A   | 150.12   |
|                    | 1          | ELECTRICAL; FLUOR BULB               |             |                      |                                 |              |            | 150.12  |        |     |          |
|                    |            | 20E099 2540 4950 31 000000           | 100.00%     | 150.12               |                                 |              |            |   |        |     |          |
| XXXXXXXXXXXXXXXXXX | 06/30/2021 | 28672                                | BISHODEN000 | Bishoff Denise M     | North Cook Intermediat, 847-824 |              | 07/09/2021 |   | Batch  | A   | 200.00   |
|                    | 1          | North Cook Reg. - Melissa Dominguez  |             |                      |                                 |              |            | 200.00  |        |     |          |
|                    |            | 10E008 2210 3120 31 000000           | 100.00%     | 200.00               |                                 |              |            |   |        |     |          |
|                    | 06/30/2021 | 28673                                | BISHODEN000 | Bishoff Denise M     | North Cook Intermediat, 847-824 |              | 07/09/2021 |   | Batch  | A   | 200.00   |
|                    | 1          | North Cook Reg. - Melissa Dominguez  |             |                      |                                 |              |            | 200.00  |        |     |          |
|                    |            | 10E008 2210 3120 31 000000           | 100.00%     | 200.00               |                                 |              |            |   |        |     |          |



| Card Number                    | Tran Date  | Tran ID  | Used By     | Name                | Where Used                      | Purch Vendor   | Imp Date   | Post Date  | Status | App | Amount  |           |
|--------------------------------|------------|--|-------------|---------------------|---------------------------------|----------------|------------|------------|--------|-----|---|-----------|
|                                | Line       | Description                                    |             |                     | PO Number                       | Invoice Number | Invoice Dt | Amount     |        |     |   |           |
|                                |            | Account  |             |                     | Percent                         | Amount         |            |            |        |     |   |           |
| XXXXXXXXXXXXXXXXX continued... |            |  |             |                     |                                 |                |            |            |        |     |   |           |
|                                | 06/25/2021 | 28670  | BISHODEN000 | Bishoff Denise M    | Iasb, 217-5289688, IL, 62703, U | IASB           | 001        | 07/09/2021 | Batch  | A   | 719.97  |           |
|                                | 1          | IASB Conf. Reg & Hotel Deposit. - Joseph Sager |             |                     |                                 |                |            | 719.97     |        |     |   |           |
|                                |            | 10E002 2310 3320 31 000000                     |             |                     | 30.69%                          | 220.97         |            |            |        |     |   |           |
|                                |            | 10E002 2310 3120 31 000000                     |             |                     | 69.31%                          | 499.00         |            |            |        |     |   |           |
|                                | 06/25/2021 | 28671  | BISHODEN000 | Bishoff Denise M    | Iasb, 217-5289688, IL, 62703, U | IASB           | 001        | 07/09/2021 | Batch  | A   | 719.97  |           |
|                                | 1          | IASB Conf. Reg. & hotel Deposit - Daisy Espino |             |                     |                                 |                |            | 719.97     |        |     |   |           |
|                                |            | 10E002 2320 3320 31 000000                     |             |                     | 30.69%                          | 220.97         |            |            |        |     |   |           |
|                                |            | 10E002 2310 3120 31 000000                     |             |                     | 69.31%                          | 499.00         |            |            |        |     |   |           |
|                                | 06/24/2021 | 28668  | BISHODEN000 | Bishoff Denise M    | North Cook Intermediat, 847-824 |                |            | 07/09/2021 | Batch  | A   | 900.00  |           |
|                                | 1          | North Cook Admin. Academy - Larry Ganan, Lily  |             |                     |                                 |                |            | 900.00     |        |     |   |           |
|                                |            | 10E008 2210 3120 31 000000                     |             |                     | 100.00%                         | 900.00         |            |            |        |     |   |           |
|                                | 06/24/2021 | 28669  | BISHODEN000 | Bishoff Denise M    | North Cook Intermediat, 847-824 |                |            | 07/09/2021 | Batch  | A   | 450.00  |           |
|                                | 1          | North Cook Admin. Academy - Christie Lau       |             |                     |                                 |                |            | 450.00     |        |     |   |           |
|                                |            | 10E008 2210 3120 31 000000                     |             |                     | 100.00%                         | 450.00         |            |            |        |     |   |           |
|                                | 06/23/2021 | 28667  | BISHODEN000 | Bishoff Denise M    | Iasb, 217-5289688, IL, 62703, U | IASB           | 001        | 07/09/2021 | Batch  | A   | 719.97  |           |
|                                | 1          | IASB Confererence - Mardell Schumacher         |             |                     |                                 |                |            | 719.97     |        |     |   |           |
|                                |            | 10E002 2310 3320 31 000000                     |             |                     | 30.69%                          | 220.97         |            |            |        |     |   |           |
|                                |            | 10E002 2310 3120 31 000000                     |             |                     | 69.31%                          | 499.00         |            |            |        |     |   |           |
|                                |            |  |             |                     |                                 |                |            |            |        |     | 7 transaction(s) for XXXXXXXXXXXXXXXX. Total Amount ==> | 3,909.91  |
| XXXXXXXXXXXXXXXXX              | 06/25/2021 | 28680  | GREY BEN000 | Grey Benjamin David | Greater Ohare Assoclat, 630-773 |                |            | 07/09/2021 | Batch  | A   | 415.00  |           |
|                                | 1          | annual membership fee                          |             |                     |                                 |                |            | 415.00     |        |     |   |           |
|                                |            | 10E009 2630 4700 31 000000                     |             |                     | 100.00%                         | 415.00         |            |            |        |     |   |           |
| XXXXXXXXXXXXXXXXX              | 06/25/2021 | 28692  |             |                     | Rosatis Pizza - Mount, Mount Pr |                |            | 07/09/2021 | Batch  | A   | 337.98  |           |
|                                | 1          | MISC ACCOUNT; CAMEO PICNIC                     |             |                     |                                 |                |            | 337.98     |        |     |   |           |
|                                |            | 20A000 1209 0000 00 000000                     |             |                     | 100.00%                         | 337.98         |            |            |        |     |   |           |
|                                | 06/25/2021 | 28693  |             |                     | Roccovinos Italian Res, Elk Gro | ROCCOVIN000    |            | 07/09/2021 | Batch  | A   | 560.00  |           |
|                                | 1          | MISC ACCOUNT; CAMEO PICNIC                     |             |                     |                                 |                |            | 560.00     |        |     |   |           |
|                                |            | 20A000 1209 0000 00 000000                     |             |                     | 100.00%                         | 560.00         |            |            |        |     |   |           |
|                                |            |  |             |                     |                                 |                |            |            |        |     | 2 transaction(s) for XXXXXXXXXXXXXXXX. Total Amount ==> | 897.98    |
|                                |            |  |             |                     |                                 |                |            |            |        |     | 27 transaction(s). Total Amount ==>                     | 12,864.91 |

\*\*\*\*\* End of report \*\*\*\*\*

| CHECK<br>NUMBER | CHECK<br>VENDOR      | CHECK<br>DATE | INVOICE<br>DATE | INVOICE<br>NUMBER | INVOICE<br>DESCRIPTION  | AMOUNT     | ACCOUNT<br>NUMBER          | ACCOUNT<br>DESCRIPTION                  |
|-----------------|----------------------|---------------|-----------------|-------------------|-------------------------|------------|----------------------------|---|
| 212200212       | CVS/Caremark         | 07/14/2021    | 06/16/2021      | 53156802          | 06/08/21 -<br>06/15/21  | 69,019.77  | 10L000 4565 0000 00 000000 | DISTRICTWIDE/INS FUND ACT FOR CURR YEAR |
|                 | CVS/Caremark         | 07/14/2021    | 06/24/2021      | 53162463          | 06/16/21 -<br>06/23/21  | 63,763.47  | 10L000 4565 0000 00 000000 | DISTRICTWIDE/INS FUND ACT FOR CURR YEAR |
|                 | CVS/Caremark         | 07/14/2021    | 07/01/2021      | 53171045          | 06/24/21 -<br>06/30/21  | 45,853.52  | 10L000 4565 0000 00 000000 | DISTRICTWIDE/INS FUND ACT FOR CURR YEAR |
|                 |                      |               |                 |                   | Totals for 212200212    | 178,636.76 |                            |   |
| 212200213       | Delta Dental of Illi | 07/14/2021    | 06/21/2021      | 20210621          | 06/17/21 -<br>06/23/21  | 17,558.45  | 10L000 4565 0000 00 000000 | DISTRICTWIDE/INS FUND ACT FOR CURR YEAR |
|                 | Delta Dental of Illi | 07/14/2021    | 06/28/2021      | 20210628          | 06/24/21 -<br>06/30/21  | 25,272.73  | 10L000 4565 0000 00 000000 | DISTRICTWIDE/INS FUND ACT FOR CURR YEAR |
|                 | Delta Dental of Illi | 07/14/2021    | 06/14/2021      | 20210614          | 06/10/21 -<br>06/16/21  | 13,668.73  | 10L000 4565 0000 00 000000 | DISTRICTWIDE/INS FUND ACT FOR CURR YEAR |
|                 |                      |               |                 |                   | Totals for 212200213    | 56,499.91  |                            |   |
| 212200214       | GCG Financial        | 07/14/2021    | 06/30/2021      | 2021-Q3.CC        | January -<br>March 2021 | 669.14     | 10L000 4565 0000 00 000000 | DISTRICTWIDE/INS FUND ACT FOR CURR YEAR |
|                 |                      |               |                 |                   | Totals for 212200214    | 669.14     |                            |   |
|                 |                      |               |                 |                   | Totals for checks       | 235,805.81 |                            |   |

FUND SUMMARY

| <u>FUND</u> | <u>DESCRIPTION</u>      | <u>BALANCE SHEET</u> | <u>REVENUE</u> | <u>EXPENSE</u> | <u>TOTAL</u> |
|-------------|-------------------------|----------------------|----------------|----------------|--------------|
| 10          | EDUCATIONAL FUND        | 235,805.81           | 0.00           | 0.00           | 235,805.81   |
| ***         | Fund Summary Totals *** | 235,805.81           | 0.00           | 0.00           | 235,805.81   |

\*\*\*\*\* End of report \*\*\*\*\*

| <u>CHECK</u>  | <u>CHECK</u>         | <u>INVOICE</u> | <u>INVOICE</u> | <u>INVOICE</u> | <u>ACCOUNT</u>                           | <u>ACCOUNT</u>   |
|---------------|----------------------|----------------|----------------|----------------|--|--|
| <u>NUMBER</u> | <u>VENDOR</u>        | <u>DATE</u>    | <u>DATE</u>    | <u>NUMBER</u>  | <u>DESCRIPTION</u>                       | <u>DESCRIPTION</u>   |
| 13482         | Celtic Environmental | 07/14/2021     | 04/19/2021     | 20210419       | Contractual<br>work - Holmes<br>flooding | DISTRICT SPECIAL ALLOC/OPERATION<br>MAINTENANCE/OTHER PROPERTY SERVICES/BUDGET<br>MANAGER<br>RESPONSIBILITY/NON-CATEGORICAL/UNRESTRICTED |
|               |                      |                |                |                | Totals for 13482                         | 184,649.74   |
| 13483         | Celtic Restoration G | 07/20/2021     | 04/19/2021     | 20210419       | Contractual<br>work - Holmes<br>flooding | DISTRICT SPECIAL ALLOC/OPERATION<br>MAINTENANCE/OTHER PROPERTY SERVICES/BUDGET<br>MANAGER<br>RESPONSIBILITY/NON-CATEGORICAL/UNRESTRICTED |
|               |                      |                |                |                | Totals for 13483                         | 184,649.74   |
|               |                      |                |                |                | Totals for checks                        | 369,299.48   |

FUND SUMMARY

| <u>FUND</u> | <u>DESCRIPTION</u>            | <u>BALANCE SHEET</u> | <u>REVENUE</u> | <u>EXPENSE</u> | <u>TOTAL</u> |
|-------------|-------------------------------|----------------------|----------------|----------------|--------------|
| 20          | OPERATIONS & MAINTENANCE FUND | 0.00                 | 0.00           | 369,299.48     | 369,299.48   |
| ***         | Fund Summary Totals ***       | 0.00                 | 0.00           | 369,299.48     | 369,299.48   |

\*\*\*\*\* End of report \*\*\*\*\*

| <u>VENDOR</u>        | <u>CHECK</u><br><u>DATE</u> | <u>INVOICE</u><br><u>DATE</u> | <u>INVOICE</u><br><u>NUMBER</u> | <u>INVOICE</u><br><u>DESCRIPTION</u> | <u>AMOUNT</u> | <u>ACCOUNT</u><br><u>NUMBER</u> | <u>ACCOUNT</u><br><u>DESCRIPTION</u>  |
|----------------------|-----------------------------|-------------------------------|---------------------------------|--------------------------------------|---------------|---------------------------------|---|
| Illinois Municipal R | 07/30/2021                  | 06/30/2021                    | 139-9310                        | AP FOR D<br>BENITEZ                  | 10,268.88     | 50E243 1120 2120 30 000000      | HOLMES/GENL INSTR JR HIGH/MUNICIPAL<br>RETIREMENT/DISTRICT<br>RESPONSIBILITY/NON-CATEGORICAL/UNRESTRICTED |
| Illinois Municipal R | 07/30/2021                  | 06/30/2021                    | 167-7136                        | AP PAYMENT FOR<br>S PATEL            | 5,778.38      | 50E006 1200 2120 30 000000      | EDUC. SERVICES/SPEC ED/MUNICIPAL<br>RETIREMENT/DISTRICT<br>RESPONSIBILITY/NON-CATEGORICAL/UNRESTRICTED    |
|                      |                             |                               |                                 | Totals for 212200260                 | 16,047.26     |                                 |   |
|                      |                             |                               |                                 | Totals for checks                    | 16,047.26     |                                 |   |

FUND SUMMARY

| <u>FUND</u> | <u>DESCRIPTION</u>             | <u>BALANCE SHEET</u> | <u>REVENUE</u> | <u>EXPENSE</u> | <u>TOTAL</u> |
|-------------|--------------------------------|----------------------|----------------|----------------|--------------|
| 50          | MUNICIPAL RETIREMENT/SOC SEC F | 0.00                 | 0.00           | 16,047.26      | 16,047.26    |
| ***         | Fund Summary Totals ***        | 0.00                 | 0.00           | 16,047.26      | 16,047.26    |

\*\*\*\*\* End of report \*\*\*\*\*







# COMMUNITY CONSOLIDATED SCHOOL DISTRICT 59

## DISBURSEMENT SUMMARY

8/9/2021 (2021/2022)

We, the undersigned officers of the Board of Education of Community Consolidated School District 59, Cook County,

| Bills Payable      |                    |                 | Payroll Summary    |                              | Combined            |
|--------------------|--------------------|-----------------|--------------------|------------------------------|---------------------|
| General Account    | Insurance Account  | Imprest Account | Salaries           | Deductions & Benefits Checks | Total               |
| \$7,322,100        | \$148,447          |                 | \$5,603,476        | \$3,160,669                  | \$16,234,693        |
| \$114,863          | \$1,224,744        |                 |                    |                              | \$1,339,607         |
| <b>\$7,436,964</b> | <b>\$1,373,191</b> | <b>\$0</b>      | <b>\$5,603,476</b> | <b>\$3,160,669</b>           | <b>\$17,574,300</b> |

\_\_\_\_\_  
*President, Board of Education*

\_\_\_\_\_  
*Date*



| CHECK<br>NUMBER | CHECK<br>VENDOR   | CHECK<br>DATE | POST<br>DATE | INVOICE<br>DATE | INVOICE<br>NUMBER    | INVOICE<br>DESCRIPTION     | AMOUNT   | ACCOUNT<br>NUMBER          | ACCOUNT<br>DESCRIPTION  |
|-----------------|-------------------|---------------|--------------|-----------------|----------------------|----------------------------|----------|----------------------------|---|
| 212200315       | Acer Service Corp | 08/10/2021    | 08/10/2021   | 07/06/2021      | I06436US             | Student device repair      | 189.99   | 10L000 4991 0000 00 000000 | DISTRICTWIDE/STUDENT DEVICE PROTECTION PLAN   |
|                 | Acer Service Corp | 08/10/2021    | 08/10/2021   | 07/06/2021      | I06447US             | Student device repair      | 189.99   | 10L000 4991 0000 00 000000 | DISTRICTWIDE/STUDENT DEVICE PROTECTION PLAN   |
|                 |                   |               |              |                 | Totals for 212200315 |                            | 379.98   |                            |   |
| 212200316       | AEP Energy        | 08/10/2021    | 08/10/2021   | 07/30/2021      | 20210730             | Electric Service Low       | 2,887.43 | 20E132 2540 4660 30 000000 | LOW/OPERATION MAINTENANCE/ELECTRICITY/DISTRICT RESPONSIBILITY/NON-CATEGORICAL/UNRESTRICTE       |
|                 |                   |               |              |                 | Totals for 212200316 |                            | 2,887.43 |                            |   |
| 212200317       | AEP Energy        | 08/10/2021    | 08/10/2021   | 07/28/2021      | 20210728             | Electric Service Ridge     | 2,397.26 | 20E133 2540 4660 30 000000 | RIDGE/OPERATION MAINTENANCE/ELECTRICITY/DISTRICT RESPONSIBILITY/NON-CATEGORICAL/UNRESTRICTE     |
|                 |                   |               |              |                 | Totals for 212200317 |                            | 2,397.26 |                            |   |
| 212200318       | AEP Energy        | 08/10/2021    | 08/10/2021   | 07/28/2021      | 20210728             | Electric Service Rupley    | 4,070.55 | 20E134 2540 4660 30 000000 | RUPLEY/OPERATION MAINTENANCE/ELECTRICITY/DISTRICT RESPONSIBILITY/NON-CATEGORICAL/UNRESTRICTE    |
|                 |                   |               |              |                 | Totals for 212200318 |                            | 4,070.55 |                            |   |
| 212200319       | AEP Energy        | 08/10/2021    | 08/10/2021   | 07/28/2021      | 20210728             | Electric Service Clearmont | 690.84   | 20E123 2540 4660 30 000000 | CLEARMONT/OPERATION MAINTENANCE/ELECTRICITY/DISTRICT RESPONSIBILITY/NON-CATEGORICAL/UNRESTRICTE |
|                 |                   |               |              |                 | Totals for 212200319 |                            | 690.84   |                            |   |
| 212200320       | AEP Energy        | 08/10/2021    | 08/10/2021   | 07/28/2021      | 20210728             | Electric Service Lively    | 16.58    | 20E244 2540 4660 30 000000 | LIVELY/OPERATION MAINTENANCE/ELECTRICITY/DISTRICT RESPONSIBILITY/NON-CATEGORICAL/UNRESTRICTE    |
|                 |                   |               |              |                 | Totals for 212200320 |                            | 16.58    |                            |   |
| 212200321       | AEP Energy        | 08/10/2021    | 08/10/2021   | 07/31/2021      | 20210731             | Electric Service Jay       | 2,136.60 | 20E131 2540 4660 30 000000 | JAY/OPERATION MAINTENANCE/ELECTRICITY/DISTRICT RESPONSIBILITY/NON-CATEGORICAL/UNRESTRICTE       |
|                 |                   |               |              |                 | Totals for 212200321 |                            | 2,136.60 |                            |   |
| 212200322       | AEP Energy        | 08/10/2021    | 08/10/2021   | 07/31/2021      | 20210731             | Electric Service Frost     | 542.73   | 20E128 2540 4660 30 000000 | FROST/OPERATION MAINTENANCE/ELECTRICITY/DISTRICT RESPONSIBILITY/NON-CATEGORICAL/UNRESTRICTE     |

| CHECK<br>NUMBER      | CHECK<br>VENDOR      | CHECK<br>DATE | POST<br>DATE | INVOICE<br>DATE | INVOICE<br>NUMBER | INVOICE<br>DESCRIPTION             | AMOUNT   | ACCOUNT<br>NUMBER          | ACCOUNT<br>DESCRIPTION   |
|----------------------|----------------------|---------------|--------------|-----------------|-------------------|------------------------------------|----------|----------------------------|--|
| Totals for 212200322 |                      |               |              |                 |                   |                                    | 542.73   |                            |  |
| 212200323            | AEP Energy           | 08/10/2021    | 08/10/2021   | 07/31/2021      | 20210731          | Electric<br>Service Forest<br>View | 1,286.45 | 20E127 2540 4660 30 000000 | FOREST VIEW/OPERATION<br>MAINTENANCE/ELECTRICITY/DISTRICT<br>RESPONSIBILITY/NON-CATEGORICAL/UNRESTRICTE                    |
| Totals for 212200323 |                      |               |              |                 |                   |                                    | 1,286.45 |                            |  |
| 212200324            | AEP Energy           | 08/10/2021    | 08/10/2021   | 08/04/2021      | 20210804          | Electric<br>Service<br>Brentwood   | 1,273.42 | 20E121 2540 4660 30 000000 | BRENTWOOD/OPERATION<br>MAINTENANCE/ELECTRICITY/DISTRICT<br>RESPONSIBILITY/NON-CATEGORICAL/UNRESTRICTE                      |
| Totals for 212200324 |                      |               |              |                 |                   |                                    | 1,273.42 |                            |  |
| 212200325            | AEP Energy           | 08/10/2021    | 08/10/2021   | 08/03/2021      | 20210803          | Electric<br>Service Holmes         | 7,529.30 | 20E243 2540 4660 30 000000 | HOLMES/OPERATION<br>MAINTENANCE/ELECTRICITY/DISTRICT<br>RESPONSIBILITY/NON-CATEGORICAL/UNRESTRICTE                         |
| Totals for 212200325 |                      |               |              |                 |                   |                                    | 7,529.30 |                            |  |
| 212200326            | AEP Energy           | 08/10/2021    | 08/10/2021   | 08/03/2021      | 20210803          | Electric<br>Service<br>Devonshire  | 1,167.72 | 20E125 2540 4660 30 000000 | DEVONSHIRE/OPERATION<br>MAINTENANCE/ELECTRICITY/DISTRICT<br>RESPONSIBILITY/NON-CATEGORICAL/UNRESTRICTE                     |
| Totals for 212200326 |                      |               |              |                 |                   |                                    | 1,167.72 |                            |  |
| 212200329            | Air Filter Engineers | 08/10/2021    | 08/10/2021   | 07/09/2021      | 147036            | HVAC                               | 1,193.35 | 20E099 2540 4940 31 000000 | DISTRICT SPECIAL ALLOC/OPERATION<br>MAINTENANCE/HVAC SUPPLIES/BUDGET MANAGER<br>RESPONSIBILITY/NON-CATEGORICAL/UNRESTRICTE |
|                      | Air Filter Engineers | 08/10/2021    | 08/10/2021   | 07/09/2021      | 147041            | HVAC                               | 464.64   | 20E099 2540 4940 31 000000 | DISTRICT SPECIAL ALLOC/OPERATION<br>MAINTENANCE/HVAC SUPPLIES/BUDGET MANAGER<br>RESPONSIBILITY/NON-CATEGORICAL/UNRESTRICTE |
|                      | Air Filter Engineers | 08/10/2021    | 08/10/2021   | 07/09/2021      | 147039            | HVAC                               | 643.22   | 20E099 2540 4940 31 000000 | DISTRICT SPECIAL ALLOC/OPERATION<br>MAINTENANCE/HVAC SUPPLIES/BUDGET MANAGER<br>RESPONSIBILITY/NON-CATEGORICAL/UNRESTRICTE |
|                      | Air Filter Engineers | 08/10/2021    | 08/10/2021   | 07/09/2021      | 147032            | HVAC                               | 746.45   | 20E099 2540 4940 31 000000 | DISTRICT SPECIAL ALLOC/OPERATION<br>MAINTENANCE/HVAC SUPPLIES/BUDGET MANAGER<br>RESPONSIBILITY/NON-CATEGORICAL/UNRESTRICTE |
|                      | Air Filter Engineers | 08/10/2021    | 08/10/2021   | 07/09/2021      | 147042            | HVAC                               | 253.76   | 20E099 2540 4940 31 000000 | DISTRICT SPECIAL ALLOC/OPERATION<br>MAINTENANCE/HVAC SUPPLIES/BUDGET MANAGER<br>RESPONSIBILITY/NON-CATEGORICAL/UNRESTRICTE |
|                      | Air Filter Engineers | 08/10/2021    | 08/10/2021   | 07/09/2021      | 147033            | HVAC                               | 1,570.56 | 20E099 2540 4940 31 000000 | DISTRICT SPECIAL ALLOC/OPERATION<br>MAINTENANCE/HVAC SUPPLIES/BUDGET MANAGER   |

| CHECK NUMBER         | CHECK VENDOR         | CHECK DATE | POST DATE  | INVOICE DATE | INVOICE NUMBER | INVOICE DESCRIPTION                 | AMOUNT     | ACCOUNT NUMBER             | ACCOUNT DESCRIPTION  |
|----------------------|----------------------|------------|------------|--------------|----------------|-------------------------------------|------------|----------------------------|--|
|                      | Air Filter Engineers | 08/10/2021 | 08/10/2021 | 07/13/2021   | 147027         | FILTERS                             | 657.66     | 20E099 2540 4941 31 000000 | RESPONSIBILITY/NON-CATEGORICAL/UNRESTRICTE<br>DISTRICT SPECIAL ALLOC/OPERATION<br>MAINTENANCE/FILTERS/BUDGET MANAGER |
|                      | Air Filter Engineers | 08/10/2021 | 08/10/2021 | 07/13/2021   | 147037         | FILTERS                             | 1,260.60   | 20E099 2540 4941 31 000000 | RESPONSIBILITY/NON-CATEGORICAL/UNRESTRICTE<br>DISTRICT SPECIAL ALLOC/OPERATION<br>MAINTENANCE/FILTERS/BUDGET MANAGER |
|                      | Air Filter Engineers | 08/10/2021 | 08/10/2021 | 07/13/2021   | 147034         | FILTERS                             | 768.28     | 20E099 2540 4941 31 000000 | RESPONSIBILITY/NON-CATEGORICAL/UNRESTRICTE<br>DISTRICT SPECIAL ALLOC/OPERATION<br>MAINTENANCE/FILTERS/BUDGET MANAGER |
|                      | Air Filter Engineers | 08/10/2021 | 08/10/2021 | 07/13/2021   | 147038         | FILTERS                             | 1,032.25   | 20E099 2540 4941 31 000000 | RESPONSIBILITY/NON-CATEGORICAL/UNRESTRICTE<br>DISTRICT SPECIAL ALLOC/OPERATION<br>MAINTENANCE/FILTERS/BUDGET MANAGER |
|                      | Air Filter Engineers | 08/10/2021 | 08/10/2021 | 07/09/2021   | 147030         | FILTERS                             | 730.89     | 20E099 2540 4941 31 000000 | RESPONSIBILITY/NON-CATEGORICAL/UNRESTRICTE<br>DISTRICT SPECIAL ALLOC/OPERATION<br>MAINTENANCE/FILTERS/BUDGET MANAGER |
|                      | Air Filter Engineers | 08/10/2021 | 08/10/2021 | 07/09/2021   | 147040         | FILTERS                             | 623.80     | 20E099 2540 4941 31 000000 | RESPONSIBILITY/NON-CATEGORICAL/UNRESTRICTE<br>DISTRICT SPECIAL ALLOC/OPERATION<br>MAINTENANCE/FILTERS/BUDGET MANAGER |
|                      | Air Filter Engineers | 08/10/2021 | 08/10/2021 | 07/09/2021   | 147029         | FILTERS                             | 320.63     | 20E099 2540 4941 31 000000 | RESPONSIBILITY/NON-CATEGORICAL/UNRESTRICTE<br>DISTRICT SPECIAL ALLOC/OPERATION<br>MAINTENANCE/FILTERS/BUDGET MANAGER |
|                      | Air Filter Engineers | 08/10/2021 | 08/10/2021 | 07/09/2021   | 147035         | FILTERS                             | 1,548.55   | 20E099 2540 4941 31 000000 | RESPONSIBILITY/NON-CATEGORICAL/UNRESTRICTE<br>DISTRICT SPECIAL ALLOC/OPERATION<br>MAINTENANCE/FILTERS/BUDGET MANAGER |
| Totals for 212200329 |                      |            |            |              |                |                                     | 11,814.64  |                            |  |
| 212200330            | Altobelli, Judith    | 08/10/2021 | 08/10/2021 | 07/23/2021   | 20210723       | Stamps                              | 165.00     | 10E128 1110 3400 31 000000 | FROST/GENL INSTR ELEM/COMMUNICATION/BUDGET<br>MANAGER<br>RESPONSIBILITY/NON-CATEGORICAL/UNRESTRICTE                  |
| Totals for 212200330 |                      |            |            |              |                |                                     | 165.00     |                            |  |
| 212200331            | Amalgamated Bank Of  | 08/10/2021 | 08/10/2021 | 07/14/2021   | 9/1/21. 57     | Funds Due for<br>Bond Issue<br>5703 | 59,000.00  | 30E000 5220 6200 30 000000 | DISTRICTWIDE/PAYMENTS OF<br>INTEREST/INTEREST/DISTRICT<br>RESPONSIBILITY/NON-CATEGORICAL/UNRESTRICTE                 |
|                      | Amalgamated Bank Of  | 08/10/2021 | 08/10/2021 | 07/14/2021   | 9/1/21. 55     | Funds Due for<br>Bond Issue<br>5545 | 16,100.00  | 30E000 5220 6200 30 000000 | DISTRICTWIDE/PAYMENTS OF<br>INTEREST/INTEREST/DISTRICT<br>RESPONSIBILITY/NON-CATEGORICAL/UNRESTRICTE                 |
|                      | Amalgamated Bank Of  | 08/10/2021 | 08/10/2021 | 07/14/2021   | 9/1/21. 72     | Funds Due for                       | 600,300.00 | 30E000 5220 6200 30 000000 | DISTRICTWIDE/PAYMENTS OF   |

| CHECK<br>NUMBER | VENDOR | CHECK<br>DATE | POST<br>DATE | INVOICE<br>DATE | INVOICE<br>NUMBER    | INVOICE<br>DESCRIPTION                      | AMOUNT     | ACCOUNT<br>NUMBER          | ACCOUNT<br>DESCRIPTION  |
|-----------------|--------|---------------|--------------|-----------------|----------------------|---|------------|----------------------------|---|
|                 |        |               |              |                 |                      | Bond Issue<br>7221                          |            |                            | INTEREST/INTEREST/DISTRICT<br>RESPONSIBILITY/NON-CATEGORICAL/UNRESTRICTE  |
|                 |        |               |              |                 | Totals for 212200331 |   | 675,400.00 |                            |   |
| 212200343       | Amazon | 08/10/2021    | 08/10/2021   | 07/10/2021      | 5456475756           | communications<br>equipment                 | 28.99      | 10E009 2630 4100 31 000000 | INFO SYSTEMS AND SERVICES/PUBLIC INFO<br>SERVICES/GENERAL SUPPLIES/BUDGET MANAGER<br>RESPONSIBILITY/NON-CATEGORICAL/UNRESTRICTE     |
|                 | Amazon | 08/10/2021    | 08/10/2021   | 07/12/2021      | 4543735665           | SEL Books for<br>the Book Rooms<br>Title IV | 115.68     | 10E078 1110 4100 31 440021 | SOCIAL EMOTIONAL LEARNING/GENL INSTR<br>ELEM/GENERAL SUPPLIES/BUDGET MANAGER<br>RESPONSIBILITY/TITLE IV FY21                        |
|                 | Amazon | 08/10/2021    | 08/10/2021   | 07/07/2021      | 5894879437           | SEL Books for<br>the Book Rooms<br>Title IV | 142.68     | 10E078 1110 4100 31 440021 | SOCIAL EMOTIONAL LEARNING/GENL INSTR<br>ELEM/GENERAL SUPPLIES/BUDGET MANAGER<br>RESPONSIBILITY/TITLE IV FY21                        |
|                 | Amazon | 08/10/2021    | 08/10/2021   | 07/07/2021      | 6364844788           | SEL Books for<br>the Book Rooms<br>Title IV | 265.59     | 10E078 1110 4100 31 440021 | SOCIAL EMOTIONAL LEARNING/GENL INSTR<br>ELEM/GENERAL SUPPLIES/BUDGET MANAGER<br>RESPONSIBILITY/TITLE IV FY21                        |
|                 | Amazon | 08/10/2021    | 08/10/2021   | 07/06/2021      | 7357633883           | SEL Books for<br>the Book Rooms<br>Title IV | 679.80     | 10E078 1110 4100 31 440021 | SOCIAL EMOTIONAL LEARNING/GENL INSTR<br>ELEM/GENERAL SUPPLIES/BUDGET MANAGER<br>RESPONSIBILITY/TITLE IV FY21                        |
|                 | Amazon | 08/10/2021    | 08/10/2021   | 07/07/2021      | 7589775664           | SEL Books for<br>the Book Rooms<br>Title IV | 131.28     | 10E078 1110 4100 31 440021 | SOCIAL EMOTIONAL LEARNING/GENL INSTR<br>ELEM/GENERAL SUPPLIES/BUDGET MANAGER<br>RESPONSIBILITY/TITLE IV FY21                        |
|                 | Amazon | 08/10/2021    | 08/10/2021   | 07/09/2021      | 7664934493           | Office<br>Supplies                          | 53.13      | 10E003 2640 4100 31 000000 | HUMAN RESOURCES/HUMAN RESOURCES/GENERAL<br>SUPPLIES/BUDGET MANAGER<br>RESPONSIBILITY/NON-CATEGORICAL/UNRESTRICTE                    |
|                 | Amazon | 08/10/2021    | 08/10/2021   | 07/08/2021      | 7998654439           | SEL Books for<br>the Book Rooms<br>Title IV | 112.59     | 10E078 1110 4100 31 440021 | SOCIAL EMOTIONAL LEARNING/GENL INSTR<br>ELEM/GENERAL SUPPLIES/BUDGET MANAGER<br>RESPONSIBILITY/TITLE IV FY21                        |
|                 | Amazon | 08/10/2021    | 08/10/2021   | 07/09/2021      | 8446333689           | Staff chargers<br>for MacBook               | 215.97     | 10E009 2660 4100 31 000000 | INFO SYSTEMS AND SERVICES/DATA PROCESSING<br>SERVICES/GENERAL SUPPLIES/BUDGET MANAGER<br>RESPONSIBILITY/NON-CATEGORICAL/UNRESTRICTE |
|                 | Amazon | 08/10/2021    | 08/10/2021   | 07/10/2021      | 8584389579           | communications<br>equipment                 | 195.00     | 10E009 2630 4100 31 000000 | INFO SYSTEMS AND SERVICES/PUBLIC INFO<br>SERVICES/GENERAL SUPPLIES/BUDGET MANAGER<br>RESPONSIBILITY/NON-CATEGORICAL/UNRESTRICTE     |
|                 | Amazon | 08/10/2021    | 08/10/2021   | 07/12/2021      | 8796937936           | Supply                                      | 39.99      | 10E009 2660 4100 31 000000 | INFO SYSTEMS AND SERVICES/DATA PROCESSING<br>SERVICES/GENERAL SUPPLIES/BUDGET MANAGER<br>RESPONSIBILITY/NON-CATEGORICAL/UNRESTRICTE |
|                 | Amazon | 08/10/2021    | 08/10/2021   | 07/10/2021      | 8878639334           | SEL Books for<br>the Book Rooms             | 129.48     | 10E078 1110 4100 31 440021 | SOCIAL EMOTIONAL LEARNING/GENL INSTR<br>ELEM/GENERAL SUPPLIES/BUDGET MANAGER  |

| CHECK NUMBER | CHECK VENDOR | CHECK DATE | POST DATE  | INVOICE DATE | INVOICE NUMBER | INVOICE DESCRIPTION                                | AMOUNT   | ACCOUNT NUMBER             | ACCOUNT DESCRIPTION   |
|--------------|--------------|------------|------------|--------------|----------------|--|----------|----------------------------|---|
|              |              |            |            |              |                | Title IV   |          |                            | RESPONSIBILITY/TITLE IV FY21  |
|              | Amazon       | 08/10/2021 | 08/10/2021 | 07/09/2021   | 4467746493     | SEL Books for the Book Rooms                       | 142.68   | 10E078 1110 4100 31 440021 | SOCIAL EMOTIONAL LEARNING/GENL INSTR ELEM/GENERAL SUPPLIES/BUDGET MANAGER |
|              |              |            |            |              |                | Title IV   |          |                            | RESPONSIBILITY/TITLE IV FY21  |
|              | Amazon       | 08/10/2021 | 08/10/2021 | 07/06/2021   | 4637347683     | SEL Books for the Book Rooms                       | 155.76   | 10E078 1110 4100 31 440021 | SOCIAL EMOTIONAL LEARNING/GENL INSTR ELEM/GENERAL SUPPLIES/BUDGET MANAGER |
|              |              |            |            |              |                | Title IV   |          |                            | RESPONSIBILITY/TITLE IV FY21  |
|              | Amazon       | 08/10/2021 | 08/10/2021 | 07/07/2021   | 4677488486     | SEL Books for the Book Rooms                       | 760.77   | 10E078 1110 4100 31 440021 | SOCIAL EMOTIONAL LEARNING/GENL INSTR ELEM/GENERAL SUPPLIES/BUDGET MANAGER |
|              |              |            |            |              |                | Title IV   |          |                            | RESPONSIBILITY/TITLE IV FY21  |
|              | Amazon       | 08/10/2021 | 08/10/2021 | 07/06/2021   | 4683693949     | SEL Books for the Book Rooms                       | 5,673.00 | 10E078 1110 4100 31 440021 | SOCIAL EMOTIONAL LEARNING/GENL INSTR ELEM/GENERAL SUPPLIES/BUDGET MANAGER |
|              |              |            |            |              |                | Title IV   |          |                            | RESPONSIBILITY/TITLE IV FY21  |
|              | Amazon       | 08/10/2021 | 08/10/2021 | 07/06/2021   | 5679648356     | SEL Books for the Book Rooms                       | 627.48   | 10E078 1110 4100 31 440021 | SOCIAL EMOTIONAL LEARNING/GENL INSTR ELEM/GENERAL SUPPLIES/BUDGET MANAGER |
|              |              |            |            |              |                | Title IV   |          |                            | RESPONSIBILITY/TITLE IV FY21  |
|              | Amazon       | 08/10/2021 | 08/10/2021 | 07/09/2021   | 6845879476     | Science Materials for Friendship and Grove JR high | 79.96    | 10E057 1120 4100 31 000000 | SCIENEC PROGRAM/GENL INSTR JR HIGH/GENERAL SUPPLIES/BUDGET MANAGER        |
|              |              |            |            |              |                |  |          |                            | RESPONSIBILITY/NON-CATEGORICAL/UNRESTRICTE                                |
|              | Amazon       | 08/10/2021 | 08/10/2021 | 07/09/2021   | 4764837894     | HolmesJe high Science materials                    | 51.27    | 10E057 1120 4100 31 000000 | SCIENEC PROGRAM/GENL INSTR JR HIGH/GENERAL SUPPLIES/BUDGET MANAGER        |
|              |              |            |            |              |                |  |          |                            | RESPONSIBILITY/NON-CATEGORICAL/UNRESTRICTE                                |
|              | Amazon       | 08/10/2021 | 08/10/2021 | 07/10/2021   | 4339574568     | HolmesJe high Science materials                    | 30.64    | 10E057 1120 4100 31 000000 | SCIENEC PROGRAM/GENL INSTR JR HIGH/GENERAL SUPPLIES/BUDGET MANAGER        |
|              |              |            |            |              |                |  |          |                            | RESPONSIBILITY/NON-CATEGORICAL/UNRESTRICTE                                |
|              | Amazon       | 08/10/2021 | 08/10/2021 | 07/12/2021   | 4379598346     | Science Materials for Friendship and Grove JR high | 903.58   | 10E057 1120 4100 31 000000 | SCIENEC PROGRAM/GENL INSTR JR HIGH/GENERAL SUPPLIES/BUDGET MANAGER        |
|              |              |            |            |              |                |  |          |                            | RESPONSIBILITY/NON-CATEGORICAL/UNRESTRICTE                                |
|              | Amazon       | 08/10/2021 | 08/10/2021 | 07/11/2021   | 5888743496     | HolmesJe high Science materials                    | 109.44   | 10E057 1120 4100 31 000000 | SCIENEC PROGRAM/GENL INSTR JR HIGH/GENERAL SUPPLIES/BUDGET MANAGER        |
|              |              |            |            |              |                |  |          |                            | RESPONSIBILITY/NON-CATEGORICAL/UNRESTRICTE                                |
|              | Amazon       | 08/10/2021 | 08/10/2021 | 07/09/2021   | 6497939535     | Science Materials for Friendship and Grove JR high | 1,455.52 | 10E057 1120 4100 31 000000 | SCIENEC PROGRAM/GENL INSTR JR HIGH/GENERAL SUPPLIES/BUDGET MANAGER        |
|              |              |            |            |              |                |  |          |                            | RESPONSIBILITY/NON-CATEGORICAL/UNRESTRICTE                                |
|              | Amazon       | 08/10/2021 | 08/10/2021 | 07/09/2021   | 9695789657     | HolmesJe high Science                              | 2,243.54 | 10E057 1120 4100 31 000000 | SCIENEC PROGRAM/GENL INSTR JR HIGH/GENERAL SUPPLIES/BUDGET MANAGER        |

| CHECK NUMBER | CHECK VENDOR | CHECK DATE | POST DATE  | INVOICE DATE | INVOICE NUMBER | INVOICE DESCRIPTION               | AMOUNT  | ACCOUNT NUMBER             | ACCOUNT DESCRIPTION   |
|--------------|--------------|------------|------------|--------------|----------------|-----------------------------------|---------|----------------------------|---|
|              |              |            |            |              |                | materials                         |         |                            | RESPONSIBILITY/NON-CATEGORICAL/UNRESTRICTE  |
|              | Amazon       | 08/10/2021 | 08/10/2021 | 07/11/2021   | 9979584936     | HolmesJe high Science             | 113.96  | 10E057 1120 4100 31 000000 | SCIENCE PROGRAM/GENL INSTR JR HIGH/GENERAL SUPPLIES/BUDGET MANAGER                |
|              |              |            |            |              |                | materials                         |         |                            | RESPONSIBILITY/NON-CATEGORICAL/UNRESTRICTE  |
|              | Amazon       | 08/10/2021 | 08/10/2021 | 07/14/2021   | 6839456767     | SEL materials Tile IV             | 131.78  | 10E078 1110 4100 31 440021 | SOCIAL EMOTIONAL LEARNING/GENL INSTR ELEM/GENERAL SUPPLIES/BUDGET MANAGER         |
|              |              |            |            |              |                |                                   |         |                            | RESPONSIBILITY/TITLE IV FY21  |
|              | Amazon       | 08/10/2021 | 08/10/2021 | 07/15/2021   | 4375973543     | Science materials                 | 560.70  | 10E057 1110 4100 31 000000 | SCIENCE PROGRAM/GENL INSTR ELEM/GENERAL SUPPLIES/BUDGET MANAGER                   |
|              |              |            |            |              |                |                                   |         |                            | RESPONSIBILITY/NON-CATEGORICAL/UNRESTRICTE  |
|              | Amazon       | 08/10/2021 | 08/10/2021 | 07/26/2021   | 4377367389     | General supplies                  | 59.54   | 10E128 1110 4100 31 000000 | FROST/GENL INSTR ELEM/GENERAL SUPPLIES/BUDGET MANAGER                             |
|              |              |            |            |              |                |                                   |         |                            | RESPONSIBILITY/NON-CATEGORICAL/UNRESTRICTE  |
|              | Amazon       | 08/10/2021 | 08/10/2021 | 07/21/2021   | 4457466775     | Offie supplies                    | 35.04   | 10E078 2330 4100 31 000000 | SOCIAL EMOTIONAL LEARNING/ADMINISTRATIVE SERVICES/GENERAL SUPPLIES/BUDGET MANAGER |
|              |              |            |            |              |                |                                   |         |                            | RESPONSIBILITY/NON-CATEGORICAL/UNRESTRICTE  |
|              | Amazon       | 08/10/2021 | 08/10/2021 | 07/26/2021   | 4484747764     | General supplies                  | 98.79   | 10E128 1110 4100 31 000000 | FROST/GENL INSTR ELEM/GENERAL SUPPLIES/BUDGET MANAGER                             |
|              |              |            |            |              |                |                                   |         |                            | RESPONSIBILITY/NON-CATEGORICAL/UNRESTRICTE  |
|              | Amazon       | 08/10/2021 | 08/10/2021 | 07/27/2021   | 4546337848     | HolmesJe high Science materials   | -89.98  | 10E057 1120 4100 31 000000 | SCIENCE PROGRAM/GENL INSTR JR HIGH/GENERAL SUPPLIES/BUDGET MANAGER                |
|              |              |            |            |              |                |                                   |         |                            | RESPONSIBILITY/NON-CATEGORICAL/UNRESTRICTE  |
|              | Amazon       | 08/10/2021 | 08/10/2021 | 07/28/2021   | 4633544497     | Science Materials                 | -85.47  | 10E057 1110 4100 31 000000 | SCIENCE PROGRAM/GENL INSTR ELEM/GENERAL SUPPLIES/BUDGET MANAGER                   |
|              |              |            |            |              |                |                                   |         |                            | RESPONSIBILITY/NON-CATEGORICAL/UNRESTRICTE  |
|              | Amazon       | 08/10/2021 | 08/10/2021 | 07/20/2021   | 4677343796     | Supplies for SEL                  | 35.98   | 10E078 2330 4100 31 000000 | SOCIAL EMOTIONAL LEARNING/ADMINISTRATIVE SERVICES/GENERAL SUPPLIES/BUDGET MANAGER |
|              |              |            |            |              |                |                                   |         |                            | RESPONSIBILITY/NON-CATEGORICAL/UNRESTRICTE  |
|              | Amazon       | 08/10/2021 | 08/10/2021 | 07/20/2021   | 4739546646     | Novels for STARI unit 1.1         | 26.86   | 10E078 1110 4100 31 499822 | SOCIAL EMOTIONAL LEARNING/GENL INSTR ELEM/GENERAL SUPPLIES/BUDGET MANAGER         |
|              |              |            |            |              |                |                                   |         |                            | RESPONSIBILITY/ARP - LEA American Rescue Plan                                     |
|              | Amazon       | 08/10/2021 | 08/10/2021 | 07/26/2021   | 4885643588     | Privacy window covering per Emily | 18.99   | 10E127 1110 4100 31 000000 | FOREST VIEW/GENL INSTR ELEM/GENERAL SUPPLIES/BUDGET MANAGER                       |
|              |              |            |            |              |                |                                   |         |                            | RESPONSIBILITY/NON-CATEGORICAL/UNRESTRICTE  |
|              | Amazon       | 08/10/2021 | 08/10/2021 | 07/27/2021   | 4987348886     | Science Materials                 | -170.94 | 10E057 1110 4100 31 000000 | SCIENCE PROGRAM/GENL INSTR ELEM/GENERAL SUPPLIES/BUDGET MANAGER                   |
|              |              |            |            |              |                |                                   |         |                            | RESPONSIBILITY/NON-CATEGORICAL/UNRESTRICTE  |
|              | Amazon       | 08/10/2021 | 08/10/2021 | 07/21/2021   | 5775747584     | Science                           | 453.45  | 10E057 1110 4100 31 000000 | SCIENCE PROGRAM/GENL INSTR ELEM/GENERAL   |



| CHECK NUMBER | CHECK VENDOR | CHECK DATE | POST DATE  | INVOICE DATE | INVOICE NUMBER | INVOICE DESCRIPTION          | AMOUNT  | ACCOUNT NUMBER             | ACCOUNT DESCRIPTION   |
|--------------|--------------|------------|------------|--------------|----------------|------------------------------|---------|----------------------------|---|
|              |              |            |            |              |                | Materials                    |         |                            | SUPPLIES/BUDGET MANAGER   |
|              | Amazon       | 08/10/2021 | 08/10/2021 | 07/20/2021   | 5835644598     | Business Office Supplies     | 65.18   | 10E005 2510 4100 31 000000 | RESPONSIBILITY/NON-CATEGORICAL/UNRESTRICTE BUSINESS SERVICES/DIRECTOR OF BUSINESS SVCS./GENERAL SUPPLIES/BUDGET MANAGER |
|              | Amazon       | 08/10/2021 | 08/10/2021 | 07/19/2021   | 6648735376     | SEL Books for the Book Rooms | -135.18 | 10E078 1110 4100 31 440021 | RESPONSIBILITY/NON-CATEGORICAL/UNRESTRICTE SOCIAL EMOTIONAL LEARNING/GENL INSTR ELEM/GENERAL SUPPLIES/BUDGET MANAGER    |
|              | Amazon       | 08/10/2021 | 08/10/2021 | 07/14/2021   | 6658736569     | Title IV Science Materials   | 62.97   | 10E057 1110 4100 31 000000 | RESPONSIBILITY/TITLE IV FY21 SCIENCE PROGRAM/GENL INSTR ELEM/GENERAL SUPPLIES/BUDGET MANAGER                            |
|              | Amazon       | 08/10/2021 | 08/10/2021 | 07/26/2021   | 6849338348     | General supplies             | 101.51  | 10E128 1110 4100 31 000000 | RESPONSIBILITY/NON-CATEGORICAL/UNRESTRICTE FROST/GENL INSTR ELEM/GENERAL SUPPLIES/BUDGET MANAGER                        |
|              | Amazon       | 08/10/2021 | 08/10/2021 | 07/15/2021   | 7487449553     | Business Office Supplies     | 82.38   | 10E005 2510 4100 31 000000 | RESPONSIBILITY/NON-CATEGORICAL/UNRESTRICTE BUSINESS SERVICES/DIRECTOR OF BUSINESS SVCS./GENERAL SUPPLIES/BUDGET MANAGER |
|              | Amazon       | 08/10/2021 | 08/10/2021 | 07/26/2021   | 7493558986     | Science Materials            | 89.98   | 10E057 1110 4100 31 000000 | RESPONSIBILITY/NON-CATEGORICAL/UNRESTRICTE SCIENCE PROGRAM/GENL INSTR ELEM/GENERAL SUPPLIES/BUDGET MANAGER              |
|              | Amazon       | 08/10/2021 | 08/10/2021 | 07/26/2021   | 7737955476     | storage bins                 | 70.09   | 10E127 1110 4100 31 000000 | RESPONSIBILITY/NON-CATEGORICAL/UNRESTRICTE FOREST VIEW/GENL INSTR ELEM/GENERAL SUPPLIES/BUDGET MANAGER                  |
|              | Amazon       | 08/10/2021 | 08/10/2021 | 07/26/2021   | 7795564934     | General supplies             | 210.30  | 10E128 1110 4100 31 000000 | RESPONSIBILITY/NON-CATEGORICAL/UNRESTRICTE FROST/GENL INSTR ELEM/GENERAL SUPPLIES/BUDGET MANAGER                        |
|              | Amazon       | 08/10/2021 | 08/10/2021 | 07/28/2021   | 8393346845     | General supplies             | 13.99   | 10E128 1110 4100 31 000000 | RESPONSIBILITY/NON-CATEGORICAL/UNRESTRICTE FROST/GENL INSTR ELEM/GENERAL SUPPLIES/BUDGET MANAGER                        |
|              | Amazon       | 08/10/2021 | 08/10/2021 | 07/27/2021   | 8468774336     | Books                        | 90.90   | 10E121 1110 4100 31 433121 | RESPONSIBILITY/NON-CATEGORICAL/UNRESTRICTE BRENTWOOD/GENL INSTR ELEM/GENERAL SUPPLIES/BUDGET MANAGER                    |
|              | Amazon       | 08/10/2021 | 08/10/2021 | 07/30/2021   | 8567744655     | Science Materials            | -85.47  | 10E057 1110 4100 31 000000 | RESPONSIBILITY/TITLE I SCHOOL IMPROVEMENT SCIENCE PROGRAM/GENL INSTR ELEM/GENERAL SUPPLIES/BUDGET MANAGER               |
|              | Amazon       | 08/10/2021 | 08/10/2021 | 07/29/2021   | 9499797734     | Science Materials            | -85.47  | 10E057 1110 4100 31 000000 | RESPONSIBILITY/NON-CATEGORICAL/UNRESTRICTE SCIENCE PROGRAM/GENL INSTR ELEM/GENERAL SUPPLIES/BUDGET MANAGER              |
|              | Amazon       | 08/10/2021 | 08/10/2021 | 07/26/2021   | 9688375339     | General                      | 75.10   | 10E128 1110 4100 31 000000 | RESPONSIBILITY/NON-CATEGORICAL/UNRESTRICTE FROST/GENL INSTR ELEM/GENERAL  |

| CHECK NUMBER | VENDOR | CHECK DATE | POST DATE  | INVOICE DATE | INVOICE NUMBER | INVOICE DESCRIPTION    | AMOUNT | ACCOUNT NUMBER             | ACCOUNT DESCRIPTION   |
|--------------|--------|------------|------------|--------------|----------------|------------------------|--------|----------------------------|---|
|              |        |            |            |              |                | supplies               |        |                            | SUPPLIES/BUDGET MANAGER   |
|              | Amazon | 08/10/2021 | 08/10/2021 | 07/26/2021   | 9746889339     | General supplies       | 44.25  | 10E128 1110 4100 31 000000 | RESPONSIBILITY/NON-CATEGORICAL/UNRESTRICTE<br>FROST/GENL INSTR ELEM/GENERAL   |
|              | Amazon | 08/10/2021 | 08/10/2021 | 07/15/2021   | 9867869788     | Science Materials      | 427.35 | 10E057 1110 4100 31 000000 | SUPPLIES/BUDGET MANAGER<br>RESPONSIBILITY/NON-CATEGORICAL/UNRESTRICTE<br>SCIENCE PROGRAM/GENL INSTR ELEM/GENERAL                              |
|              | Amazon | 08/10/2021 | 08/10/2021 | 07/26/2021   | 9969999434     | General supplies       | 7.64   | 10E128 1110 4100 31 000000 | SUPPLIES/BUDGET MANAGER<br>RESPONSIBILITY/NON-CATEGORICAL/UNRESTRICTE<br>FROST/GENL INSTR ELEM/GENERAL  |
|              | Amazon | 08/10/2021 | 08/10/2021 | 07/06/2021   | 4487467764     | USB Dongle             | 22.49  | 10E002 2320 4100 31 000000 | SUPPLIES/BUDGET MANAGER<br>RESPONSIBILITY/NON-CATEGORICAL/UNRESTRICTE<br>SUPERINTENDENT/BOARD OF ED/EXECUTIVE<br>ADMINISTRATION SERVI/GENERAL |
|              | Amazon | 08/10/2021 | 08/10/2021 | 07/06/2021   | 4463867457     | Desk organizer         | 29.58  | 10E002 2320 4100 31 000000 | SUPPLIES/BUDGET MANAGER<br>RESPONSIBILITY/NON-CATEGORICAL/UNRESTRICTE<br>SUPERINTENDENT/BOARD OF ED/EXECUTIVE<br>ADMINISTRATION SERVI/GENERAL |
|              | Amazon | 08/10/2021 | 08/10/2021 | 07/07/2021   | 9589358966     | Keyboard               | 49.99  | 10E002 2320 4100 31 000000 | SUPPLIES/BUDGET MANAGER<br>RESPONSIBILITY/NON-CATEGORICAL/UNRESTRICTE<br>SUPERINTENDENT/BOARD OF ED/EXECUTIVE<br>ADMINISTRATION SERVI/GENERAL |
|              | Amazon | 08/10/2021 | 08/10/2021 | 07/31/2021   | 4337475653     | Label Maker for Office | 31.44  | 10E134 1110 4100 31 000000 | SUPPLIES/BUDGET MANAGER<br>RESPONSIBILITY/NON-CATEGORICAL/UNRESTRICTE<br>RUPLEY/GENL INSTR ELEM/GENERAL                                       |
|              | Amazon | 08/10/2021 | 08/10/2021 | 07/30/2021   | 4359798845     | Classroom Supplies     | 12.42  | 10E134 1110 4100 31 000000 | SUPPLIES/BUDGET MANAGER<br>RESPONSIBILITY/NON-CATEGORICAL/UNRESTRICTE<br>RUPLEY/GENL INSTR ELEM/GENERAL                                       |
|              | Amazon | 08/10/2021 | 08/10/2021 | 07/31/2021   | 4434494879     | D.L. Supplies          | 175.16 | 10E243 1120 4100 31 000000 | SUPPLIES/BUDGET MANAGER<br>RESPONSIBILITY/NON-CATEGORICAL/UNRESTRICTE<br>HOLMES/GENL INSTR JR HIGH/GENERAL                                    |
|              | Amazon | 08/10/2021 | 08/10/2021 | 07/30/2021   | 5386767766     | Supplies for Classroom | 71.78  | 10E134 1110 4100 31 000000 | SUPPLIES/BUDGET MANAGER<br>RESPONSIBILITY/NON-CATEGORICAL/UNRESTRICTE<br>RUPLEY/GENL INSTR ELEM/GENERAL                                       |
|              | Amazon | 08/10/2021 | 08/10/2021 | 07/28/2021   | 6389753769     | Title 1 supplies       | 334.20 | 10E123 1250 4100 31 430021 | SUPPLIES/BUDGET MANAGER<br>RESPONSIBILITY/TITLE I FY21<br>CLEARMONT/TITLE I LOW INCOME/GENERAL  |
|              | Amazon | 08/10/2021 | 08/10/2021 | 07/30/2021   | 6574778568     | Classroom              | 12.42  | 10E134 1110 4100 31 000000 | RUPLEY/GENL INSTR ELEM/GENERAL  |

| CHECK NUMBER         | CHECK VENDOR         | CHECK DATE | POST DATE  | INVOICE DATE | INVOICE NUMBER | INVOICE DESCRIPTION     | AMOUNT    | ACCOUNT NUMBER             | ACCOUNT DESCRIPTION  |
|----------------------|----------------------|------------|------------|--------------|----------------|-------------------------|-----------|----------------------------|--|
|                      |                      |            |            |              |                | Supplies                |           |                            | SUPPLIES/BUDGET MANAGER<br>RESPONSIBILITY/NON-CATEGORICAL/UNRESTRICTE  |
| Totals for 212200343 |                      |            |            |              |                |                         | 17,307.52 |                            |  |
| 212200344            | Amer Building Servic | 08/10/2021 | 08/10/2021 | 07/30/2021   | 4039649        | GENERAL SUPPLIES        | 1,668.37  | 20E127 2540 7501 31 000000 | FOREST VIEW/OPERATION MAINTENANCE/GENL EQUIP > \$500 AND < \$5000/BUDGET MANAGER<br>RESPONSIBILITY/NON-CATEGORICAL/UNRESTRICTE |
| Totals for 212200344 |                      |            |            |              |                |                         | 1,668.37  |                            |  |
| 212200346            | Anderson Pest Soluti | 08/10/2021 | 08/10/2021 | 07/26/2021   | 8617429        | OTHER PROPERTY SERVICES | 55.00     | 20E121 2540 3290 31 000000 | BRENTWOOD/OPERATION MAINTENANCE/OTHER PROPERTY SERVICES/BUDGET MANAGER<br>RESPONSIBILITY/NON-CATEGORICAL/UNRESTRICTE           |
|                      | Anderson Pest Soluti | 08/10/2021 | 08/10/2021 | 07/27/2021   | 8403648        | OTHER PROPERTY SERVICES | 55.00     | 20E131 2540 3290 31 000000 | JAY/OPERATION MAINTENANCE/OTHER PROPERTY SERVICES/BUDGET MANAGER<br>RESPONSIBILITY/NON-CATEGORICAL/UNRESTRICTE                 |
|                      | Anderson Pest Soluti | 08/10/2021 | 08/10/2021 | 07/01/2021   | 8403641        | OTHER PROPERTY SERVICES | 70.00     | 20E001 2540 3290 31 000000 | ADMINSTRATION BLG/OPERATION MAINTENANCE/OTHER PROPERTY SERVICES/BUDGET MANAGER<br>RESPONSIBILITY/NON-CATEGORICAL/UNRESTRICTE   |
|                      | Anderson Pest Soluti | 08/10/2021 | 08/10/2021 | 07/01/2021   | 8403641        | OTHER PROPERTY SERVICES | 44.56     | 20E123 2540 3290 31 000000 | CLEARMONT/OPERATION MAINTENANCE/OTHER PROPERTY SERVICES/BUDGET MANAGER<br>RESPONSIBILITY/NON-CATEGORICAL/UNRESTRICTE           |
|                      | Anderson Pest Soluti | 08/10/2021 | 08/10/2021 | 07/01/2021   | 8403641        | OTHER PROPERTY SERVICES | 53.50     | 20E243 2540 3290 31 000000 | HOLMES/OPERATION MAINTENANCE/OTHER PROPERTY SERVICES/BUDGET MANAGER<br>RESPONSIBILITY/NON-CATEGORICAL/UNRESTRICTE              |
|                      | Anderson Pest Soluti | 08/10/2021 | 08/10/2021 | 07/01/2021   | 8403641        | OTHER PROPERTY SERVICES | 39.65     | 20E134 2540 3290 31 000000 | RUPLEY/OPERATION MAINTENANCE/OTHER PROPERTY SERVICES/BUDGET MANAGER<br>RESPONSIBILITY/NON-CATEGORICAL/UNRESTRICTE              |
|                      | Anderson Pest Soluti | 08/10/2021 | 08/10/2021 | 07/01/2021   | 8403641        | OTHER PROPERTY SERVICES | 48.92     | 20E131 2540 3290 31 000000 | JAY/OPERATION MAINTENANCE/OTHER PROPERTY SERVICES/BUDGET MANAGER<br>RESPONSIBILITY/NON-CATEGORICAL/UNRESTRICTE                 |
|                      | Anderson Pest Soluti | 08/10/2021 | 08/10/2021 | 07/01/2021   | 8403641        | OTHER PROPERTY SERVICES | 40.87     | 20E245 2540 3290 31 000000 | FRIENDSHIP/OPERATION MAINTENANCE/OTHER PROPERTY SERVICES/BUDGET MANAGER<br>RESPONSIBILITY/NON-CATEGORICAL/UNRESTRICTE          |
|                      | Anderson Pest Soluti | 08/10/2021 | 08/10/2021 | 07/01/2021   | 8403641        | OTHER PROPERTY SERVICES | 45.32     | 20E128 2540 3290 31 000000 | FROST/OPERATION MAINTENANCE/OTHER PROPERTY SERVICES/BUDGET MANAGER<br>RESPONSIBILITY/NON-CATEGORICAL/UNRESTRICTE               |
|                      | Anderson Pest Soluti | 08/10/2021 | 08/10/2021 | 07/01/2021   | 8403641        | OTHER PROPERTY SERVICES | 41.20     | 20E127 2540 3290 31 000000 | FOREST VIEW/OPERATION MAINTENANCE/OTHER PROPERTY SERVICES/BUDGET MANAGER   |

| CHECK<br>NUMBER | VENDOR               | CHECK<br>DATE | POST<br>DATE | INVOICE<br>DATE | INVOICE<br>NUMBER | INVOICE<br>DESCRIPTION  | AMOUNT | ACCOUNT<br>NUMBER          | ACCOUNT<br>DESCRIPTION  |
|-----------------|----------------------|---------------|--------------|-----------------|-------------------|-------------------------|--------|----------------------------|---|
|                 | Anderson Pest Soluti | 08/10/2021    | 08/10/2021   | 07/01/2021      | 8403641           | OTHER PROPERTY SERVICES | 50.50  | 20E122 2540 3290 31 000000 | RESPONSIBILITY/NON-CATEGORICAL/UNRESTRICTE BYRD/OPERATION MAINTENANCE/OTHER PROPERTY SERVICES/BUDGET MANAGER            |
|                 | Anderson Pest Soluti | 08/10/2021    | 08/10/2021   | 07/01/2021      | 8403641           | OTHER PROPERTY SERVICES | 49.59  | 20E132 2540 3290 31 000000 | RESPONSIBILITY/NON-CATEGORICAL/UNRESTRICTE LOW/OPERATION MAINTENANCE/OTHER PROPERTY SERVICES/BUDGET MANAGER             |
|                 | Anderson Pest Soluti | 08/10/2021    | 08/10/2021   | 07/01/2021      | 8403641           | OTHER PROPERTY SERVICES | 48.92  | 20E135 2540 3290 31 000000 | RESPONSIBILITY/NON-CATEGORICAL/UNRESTRICTE SALT CREEK/OPERATION MAINTENANCE/OTHER PROPERTY SERVICES/BUDGET MANAGER      |
|                 | Anderson Pest Soluti | 08/10/2021    | 08/10/2021   | 07/01/2021      | 8403641           | OTHER PROPERTY SERVICES | 39.65  | 20E133 2540 3290 31 000000 | RESPONSIBILITY/NON-CATEGORICAL/UNRESTRICTE RIDGE/OPERATION MAINTENANCE/OTHER PROPERTY SERVICES/BUDGET MANAGER           |
|                 | Anderson Pest Soluti | 08/10/2021    | 08/10/2021   | 07/01/2021      | 8403641           | OTHER PROPERTY SERVICES | 39.65  | 20E121 2540 3290 31 000000 | RESPONSIBILITY/NON-CATEGORICAL/UNRESTRICTE BRENTWOOD/OPERATION MAINTENANCE/OTHER PROPERTY SERVICES/BUDGET MANAGER       |
|                 | Anderson Pest Soluti | 08/10/2021    | 08/10/2021   | 07/01/2021      | 8403641           | OTHER PROPERTY SERVICES | 39.65  | 20E125 2540 3290 31 000000 | RESPONSIBILITY/NON-CATEGORICAL/UNRESTRICTE DEVONSHIRE/OPERATION MAINTENANCE/OTHER PROPERTY SERVICES/BUDGET MANAGER      |
|                 | Anderson Pest Soluti | 08/10/2021    | 08/10/2021   | 07/01/2021      | 8403641           | OTHER PROPERTY SERVICES | 35.64  | 20E079 2540 3290 31 000000 | RESPONSIBILITY/NON-CATEGORICAL/UNRESTRICTE EARLY CHILDHOOD/OPERATION MAINTENANCE/OTHER PROPERTY SERVICES/BUDGET MANAGER |
|                 | Anderson Pest Soluti | 08/10/2021    | 08/10/2021   | 07/01/2021      | 8403641           | OTHER PROPERTY SERVICES | 63.86  | 20E121 2540 3290 31 000000 | RESPONSIBILITY/NON-CATEGORICAL/UNRESTRICTE BRENTWOOD/OPERATION MAINTENANCE/OTHER PROPERTY SERVICES/BUDGET MANAGER       |
|                 | Anderson Pest Soluti | 08/10/2021    | 08/10/2021   | 07/01/2021      | 8403641           | OTHER PROPERTY SERVICES | 0.00   | 20E121 2540 3290 31 000000 | RESPONSIBILITY/NON-CATEGORICAL/UNRESTRICTE BRENTWOOD/OPERATION MAINTENANCE/OTHER PROPERTY SERVICES/BUDGET MANAGER       |
|                 | Anderson Pest Soluti | 08/10/2021    | 08/10/2021   | 08/02/2021      | 8617431           | OTHER PROPERTY SERVICES | 85.00  | 20E121 2540 3290 31 000000 | RESPONSIBILITY/NON-CATEGORICAL/UNRESTRICTE BRENTWOOD/OPERATION MAINTENANCE/OTHER PROPERTY SERVICES/BUDGET MANAGER       |
|                 | Anderson Pest Soluti | 08/10/2021    | 08/10/2021   | 08/03/2021      | 8617426           | OTHER PROPERTY SERVICES | 55.00  | 20E132 2540 3290 31 000000 | RESPONSIBILITY/NON-CATEGORICAL/UNRESTRICTE LOW/OPERATION MAINTENANCE/OTHER PROPERTY SERVICES/BUDGET MANAGER             |
|                 | Anderson Pest Soluti | 08/10/2021    | 08/10/2021   | 08/02/2021      | 8617422           | OTHER PROPERTY SERVICES | 55.00  | 20E134 2540 3290 31 000000 | RESPONSIBILITY/NON-CATEGORICAL/UNRESTRICTE RUPLEY/OPERATION MAINTENANCE/OTHER PROPERTY SERVICES/BUDGET MANAGER          |
|                 | Anderson Pest Soluti | 08/10/2021    | 08/10/2021   | 07/09/2021      | 8403658           | OTHER PROPERTY          | 55.00  | 20E099 2540 3290 31 000000 | RESPONSIBILITY/NON-CATEGORICAL/UNRESTRICTE DISTRICT SPECIAL ALLOC/OPERATION   |

| CHECK NUMBER | CHECK VENDOR         | CHECK DATE | POST DATE  | INVOICE DATE | INVOICE NUMBER | INVOICE DESCRIPTION             | AMOUNT   | ACCOUNT NUMBER             | ACCOUNT DESCRIPTION   |
|--------------|----------------------|------------|------------|--------------|----------------|---------------------------------|----------|----------------------------|---|
|              |                      |            |            |              |                | SERVICES                        |          |                            | MAINTENANCE/OTHER PROPERTY SERVICES/BUDGET MANAGER  |
|              |                      |            |            |              |                |                                 |          |                            | RESPONSIBILITY/NON-CATEGORICAL/UNRESTRICTE  |
|              |                      |            |            |              |                | Totals for 212200346            | 1,111.48 |                            |   |
| 212200347    | Atlas Toyota Materia | 08/10/2021 | 08/10/2021 | 07/15/2021   | Q08513         | PROFESSIONAL DEVELOPMENT        | 750.00   | 20E099 2540 3120 31 000000 | DISTRICT SPECIAL ALLOC/OPERATION MAINTENANCE/PROF DEVELOPMENT REGISTRATION/BUDGET MANAGER |
|              | Atlas Toyota Materia | 08/10/2021 | 08/10/2021 | 07/26/2021   | Q09593         | PROFESSIONAL DEVELOPMENT        | 97.75    | 20E099 2540 3290 31 000000 | DISTRICT SPECIAL ALLOC/OPERATION MAINTENANCE/OTHER PROPERTY SERVICES/BUDGET MANAGER       |
|              |                      |            |            |              |                | Totals for 212200347            | 847.75   |                            | RESPONSIBILITY/NON-CATEGORICAL/UNRESTRICTE  |
| 212200348    | B&H Photo & Video    | 08/10/2021 | 08/10/2021 | 07/15/2021   | 191183797      | Scanner                         | 399.99   | 10E003 2640 4900 31 000000 | HUMAN RESOURCES/HUMAN RESOURCES/OTHER SUPPLIES AND MATERIALS/BUDGET MANAGER               |
|              | B&H Photo & Video    | 08/10/2021 | 08/10/2021 | 07/13/2021   | 191073940      | MONITOR                         | 349.99   | 10E009 2660 4110 31 000000 | INFO SYSTEMS AND SERVICES/DATA PROCESSING SERVICES/TECHNOLOGY SUPPLIES/BUDGET MANAGER     |
|              |                      |            |            |              |                | Totals for 212200348            | 749.98   |                            | RESPONSIBILITY/NON-CATEGORICAL/UNRESTRICTE  |
| 212200355    | Addison Building Mat | 08/10/2021 | 08/10/2021 | 07/20/2021   | 2021072000     | Credit Card Payment AP Invoice. | 29.05    | 20E099 2540 4990 31 000000 | DISTRICT SPECIAL ALLOC/OPERATION MAINTENANCE/OTHER SUPPLIES/BUDGET MANAGER                |
|              | Addison Building Mat | 08/10/2021 | 08/10/2021 | 07/20/2021   | 2021072000     | Credit Card Payment AP Invoice. | 8.42     | 20E099 2540 4970 31 000000 | DISTRICT SPECIAL ALLOC/OPERATION MAINTENANCE/VEHICLE REPAIR SUPPLIES/BUDGET MANAGER       |
|              | Addison Building Mat | 08/10/2021 | 08/10/2021 | 07/20/2021   | 2021072000     | Credit Card Payment AP Invoice. | 283.00   | 20E099 2540 4981 31 000000 | DISTRICT SPECIAL ALLOC/OPERATION MAINTENANCE/CARPENTRY SUPPLIES/BUDGET MANAGER            |
|              | Addison Building Mat | 08/10/2021 | 08/10/2021 | 07/20/2021   | 2021072000     | Credit Card Payment AP Invoice. | 14.33    | 20E099 2540 4990 31 000000 | DISTRICT SPECIAL ALLOC/OPERATION MAINTENANCE/OTHER SUPPLIES/BUDGET MANAGER                |
|              | Addison Building Mat | 08/10/2021 | 08/10/2021 | 07/20/2021   | 2021072000     | Credit Card                     | 700.09   | 20E099 2540 4981 31 000000 | DISTRICT SPECIAL ALLOC/OPERATION  |

| CHECK NUMBER        | CHECK VENDOR | CHECK DATE | POST DATE  | INVOICE DATE | INVOICE NUMBER | INVOICE DESCRIPTION             | AMOUNT | ACCOUNT NUMBER             | ACCOUNT DESCRIPTION                            |
|---------------------|--------------|------------|------------|--------------|----------------|---------------------------------|--------|----------------------------|--|
|                     |              |            |            |              |                | Payment AP Invoice.             |        |                            | MAINTENANCE/CARPENTRY SUPPLIES/BUDGET MANAGER  |
|                     |              |            |            |              |                | Payment AP Invoice.             |        |                            | RESPONSIBILITY/NON-CATEGORICAL/UNRESTRICTE     |
| ADI                 |              | 08/10/2021 | 08/10/2021 | 07/20/2021   | 2021072000     | Credit Card Payment AP Invoice. | 359.95 | 20E099 2540 4950 31 000000 | DISTRICT SPECIAL ALLOC/OPERATION               |
|                     |              |            |            |              |                | Payment AP Invoice.             |        |                            | MAINTENANCE/ELECTRICAL SUPPLIES/BUDGET MANAGER |
|                     |              |            |            |              |                | Payment AP Invoice.             |        |                            | RESPONSIBILITY/NON-CATEGORICAL/UNRESTRICTE     |
| ADI                 |              | 08/10/2021 | 08/10/2021 | 07/20/2021   | 2021072000     | Credit Card Payment AP Invoice. | 90.99  | 20E099 2540 4950 31 000000 | DISTRICT SPECIAL ALLOC/OPERATION               |
|                     |              |            |            |              |                | Payment AP Invoice.             |        |                            | MAINTENANCE/ELECTRICAL SUPPLIES/BUDGET MANAGER |
|                     |              |            |            |              |                | Payment AP Invoice.             |        |                            | RESPONSIBILITY/NON-CATEGORICAL/UNRESTRICTE     |
| ADI                 |              | 08/10/2021 | 08/10/2021 | 07/20/2021   | 2021072000     | Credit Card Payment AP Invoice. | 147.46 | 20E099 2540 4950 31 000000 | DISTRICT SPECIAL ALLOC/OPERATION               |
|                     |              |            |            |              |                | Payment AP Invoice.             |        |                            | MAINTENANCE/ELECTRICAL SUPPLIES/BUDGET MANAGER |
|                     |              |            |            |              |                | Payment AP Invoice.             |        |                            | RESPONSIBILITY/NON-CATEGORICAL/UNRESTRICTE     |
| Amazon              |              | 08/10/2021 | 08/10/2021 | 07/20/2021   | 2021072000     | Credit Card Payment AP Invoice. | 12.30  | 10E009 2630 4100 31 000000 | INFO SYSTEMS AND SERVICES/PUBLIC INFO          |
|                     |              |            |            |              |                | Payment AP Invoice.             |        |                            | SERVICES/GENERAL SUPPLIES/BUDGET MANAGER       |
|                     |              |            |            |              |                | Payment AP Invoice.             |        |                            | RESPONSIBILITY/NON-CATEGORICAL/UNRESTRICTE     |
| Batteries Plus Llc  |              | 08/10/2021 | 08/10/2021 | 07/20/2021   | 2021072000     | Credit Card Payment AP Invoice. | 479.80 | 20E099 2540 4975 31 000000 | DISTRICT SPECIAL ALLOC/OPERATION               |
|                     |              |            |            |              |                | Payment AP Invoice.             |        |                            | MAINTENANCE/SMALL EQUIPMENT REPAIR             |
|                     |              |            |            |              |                | Payment AP Invoice.             |        |                            | SUPPLIE/BUDGET MANAGER                         |
|                     |              |            |            |              |                | Payment AP Invoice.             |        |                            | RESPONSIBILITY/NON-CATEGORICAL/UNRESTRICTE     |
| BMO Financial Group |              | 08/10/2021 | 08/10/2021 | 07/20/2021   | 2021072000     | Credit Card Payment AP Invoice. | 15.24  | 10E006 2130 4100 31 000000 | EDUC. SERVICES/HEALTH SERVICES/GENERAL         |
|                     |              |            |            |              |                | Payment AP Invoice.             |        |                            | SUPPLIES/BUDGET MANAGER                        |
|                     |              |            |            |              |                | Payment AP Invoice.             |        |                            | RESPONSIBILITY/NON-CATEGORICAL/UNRESTRICTE     |
| BMO Financial Group |              | 08/10/2021 | 08/10/2021 | 07/20/2021   | 2021072000     | Credit Card Payment AP Invoice. | 87.99  | 10E009 2630 3110 31 000000 | INFO SYSTEMS AND SERVICES/PUBLIC INFO          |
|                     |              |            |            |              |                | Payment AP Invoice.             |        |                            | SERVICES/PROFESSIONAL SERVICES -               |
|                     |              |            |            |              |                | Payment AP Invoice.             |        |                            | ADMIN./BUDGET MANAGER                          |
|                     |              |            |            |              |                | Payment AP Invoice.             |        |                            | RESPONSIBILITY/NON-CATEGORICAL/UNRESTRICTE     |
| BMO Financial Group |              | 08/10/2021 | 08/10/2021 | 07/20/2021   | 2021072000     | Credit Card Payment AP Invoice. | 47.25  | 20E099 2540 4940 31 000000 | DISTRICT SPECIAL ALLOC/OPERATION               |
|                     |              |            |            |              |                | Payment AP Invoice.             |        |                            | MAINTENANCE/HVAC SUPPLIES/BUDGET MANAGER       |
|                     |              |            |            |              |                | Payment AP Invoice.             |        |                            | RESPONSIBILITY/NON-CATEGORICAL/UNRESTRICTE     |
| BMO Financial Group |              | 08/10/2021 | 08/10/2021 | 07/20/2021   | 2021072000     | Credit Card Payment AP Invoice. | 138.00 | 20E099 2540 4940 31 000000 | DISTRICT SPECIAL ALLOC/OPERATION               |
|                     |              |            |            |              |                | Payment AP Invoice.             |        |                            | MAINTENANCE/HVAC SUPPLIES/BUDGET MANAGER       |
|                     |              |            |            |              |                | Payment AP Invoice.             |        |                            | RESPONSIBILITY/NON-CATEGORICAL/UNRESTRICTE     |
| BMO Financial Group |              | 08/10/2021 | 08/10/2021 | 07/20/2021   | 2021072000     | Credit Card Payment AP Invoice. | 57.59  | 10E078 1110 4100 31 499822 | SOCIAL EMOTIONAL LEARNING/GENL INSTR           |
|                     |              |            |            |              |                | Payment AP Invoice.             |        |                            | ELEM/GENERAL SUPPLIES/BUDGET MANAGER           |
|                     |              |            |            |              |                | Payment AP Invoice.             |        |                            | RESPONSIBILITY/ARP - LEA American Rescue Plan  |

| CHECK NUMBER | CHECK VENDOR        | CHECK DATE | POST DATE  | INVOICE DATE | INVOICE NUMBER | INVOICE DESCRIPTION             | AMOUNT   | ACCOUNT NUMBER             | ACCOUNT DESCRIPTION   |
|--------------|---------------------|------------|------------|--------------|----------------|---------------------------------|----------|----------------------------|---|
| 212200355    | BMO Financial Group | 08/10/2021 | 08/10/2021 | 07/20/2021   | 2021072000     | Credit Card Payment AP Invoice. | 85.00    | 10E078 3000 4100 31 440021 | SOCIAL EMOTIONAL LEARNING/DISTRICT COMMUNITY SERVICES/GENERAL SUPPLIES/BUDGET MANAGER RESPONSIBILITY/TITLE IV FY21                    |
|              | BMO Financial Group | 08/10/2021 | 08/10/2021 | 07/20/2021   | 2021072000     | Credit Card Payment AP Invoice. | 669.75   | 10E057 1110 4100 31 000000 | SCIENCE PROGRAM/GENL INSTR ELEM/GENERAL SUPPLIES/BUDGET MANAGER RESPONSIBILITY/NON-CATEGORICAL/UNRESTRICTE                            |
|              | BMO Financial Group | 08/10/2021 | 08/10/2021 | 07/20/2021   | 2021072000     | Credit Card Payment AP Invoice. | 275.00   | 10E078 2210 3120 31 440021 | SOCIAL EMOTIONAL LEARNING/IMPROV. OF INSTR. SVCS./PROF DEVELOPMENT REGISTRATION/BUDGET MANAGER RESPONSIBILITY/TITLE IV FY21           |
|              | BMO Financial Group | 08/10/2021 | 08/10/2021 | 07/20/2021   | 2021072000     | Credit Card Payment AP Invoice. | 40.00    | 10E078 1110 4400 31 000000 | SOCIAL EMOTIONAL LEARNING/GENL INSTR ELEM/PERIODICALS/BUDGET MANAGER RESPONSIBILITY/NON-CATEGORICAL/UNRESTRICTE                       |
|              | BMO Financial Group | 08/10/2021 | 08/10/2021 | 07/20/2021   | 2021072000     | Credit Card Payment AP Invoice. | 97.41    | 20E099 2540 4940 31 000000 | DISTRICT SPECIAL ALLOC/OPERATION MAINTENANCE/HVAC SUPPLIES/BUDGET MANAGER RESPONSIBILITY/NON-CATEGORICAL/UNRESTRICTE                  |
|              | BMO Financial Group | 08/10/2021 | 08/10/2021 | 07/20/2021   | 2021072000     | Credit Card Payment AP Invoice. | 2,279.26 | 10E002 2320 3320 31 000000 | SUPERINTENDENT/BOARD OF ED/EXECUTIVE ADMINISTRATION SERVI/TRAVEL EXPENSES/BUDGET MANAGER RESPONSIBILITY/NON-CATEGORICAL/UNRESTRICTE   |
|              | BMO Financial Group | 08/10/2021 | 08/10/2021 | 07/20/2021   | 2021072000     | Credit Card Payment AP Invoice. | 21.00    | 10E002 2320 3320 31 000000 | SUPERINTENDENT/BOARD OF ED/EXECUTIVE ADMINISTRATION SERVI/TRAVEL EXPENSES/BUDGET MANAGER RESPONSIBILITY/NON-CATEGORICAL/UNRESTRICTE   |
|              | BMO Financial Group | 08/10/2021 | 08/10/2021 | 07/20/2021   | 2021072000     | Credit Card Payment AP Invoice. | 6.95     | 10E078 1110 4400 31 000000 | SOCIAL EMOTIONAL LEARNING/GENL INSTR ELEM/PERIODICALS/BUDGET MANAGER RESPONSIBILITY/NON-CATEGORICAL/UNRESTRICTE                       |
|              | BMO Financial Group | 08/10/2021 | 08/10/2021 | 07/20/2021   | 2021072000     | Credit Card Payment AP Invoice. | 140.44   | 20E099 2540 4970 31 000000 | DISTRICT SPECIAL ALLOC/OPERATION MAINTENANCE/VEHICLE REPAIR SUPPLIES/BUDGET MANAGER RESPONSIBILITY/NON-CATEGORICAL/UNRESTRICTE        |
|              | BMO Financial Group | 08/10/2021 | 08/10/2021 | 07/20/2021   | 2021072000     | Credit Card Payment AP Invoice. | 185.26   | 20E099 2540 4975 31 000000 | DISTRICT SPECIAL ALLOC/OPERATION MAINTENANCE/SMALL EQUIPMENT REPAIR SUPPLIE/BUDGET MANAGER RESPONSIBILITY/NON-CATEGORICAL/UNRESTRICTE |
|              | BMO Financial Group | 08/10/2021 | 08/10/2021 | 07/20/2021   | 2021072000     | Credit Card Payment AP Invoice. | 42.42    | 20E099 2540 4970 31 000000 | DISTRICT SPECIAL ALLOC/OPERATION MAINTENANCE/VEHICLE REPAIR SUPPLIES/BUDGET MANAGER RESPONSIBILITY/NON-CATEGORICAL/UNRESTRICTE        |

| CHECK NUMBER | VENDOR              | CHECK DATE | POST DATE  | INVOICE DATE | INVOICE NUMBER | INVOICE DESCRIPTION             | AMOUNT | ACCOUNT NUMBER             | ACCOUNT DESCRIPTION   |
|--------------|---------------------|------------|------------|--------------|----------------|---------------------------------|--------|----------------------------|---|
| 212200355    | BMO Financial Group | 08/10/2021 | 08/10/2021 | 07/20/2021   | 2021072000     | Credit Card Payment AP Invoice. | 23.32  | 20E099 2540 4975 31 000000 | DISTRICT SPECIAL ALLOC/OPERATION MAINTENANCE/SMALL EQUIPMENT REPAIR SUPPLIE/BUDGET MANAGER RESPONSIBILITY/NON-CATEGORICAL/UNRESTRICTE |
|              | BMO Financial Group | 08/10/2021 | 08/10/2021 | 07/20/2021   | 2021072000     | Credit Card Payment AP Invoice. | 56.01  | 20E099 2540 4975 31 000000 | DISTRICT SPECIAL ALLOC/OPERATION MAINTENANCE/SMALL EQUIPMENT REPAIR SUPPLIE/BUDGET MANAGER RESPONSIBILITY/NON-CATEGORICAL/UNRESTRICTE |
|              | BMO Financial Group | 08/10/2021 | 08/10/2021 | 07/20/2021   | 2021072000     | Credit Card Payment AP Invoice. | 134.58 | 20E099 2540 4970 31 000000 | DISTRICT SPECIAL ALLOC/OPERATION MAINTENANCE/VEHICLE REPAIR SUPPLIES/BUDGET MANAGER RESPONSIBILITY/NON-CATEGORICAL/UNRESTRICTE        |
|              | BMO Financial Group | 08/10/2021 | 08/10/2021 | 07/20/2021   | 2021072000     | Credit Card Payment AP Invoice. | 185.26 | 20E099 2540 4975 31 000000 | DISTRICT SPECIAL ALLOC/OPERATION MAINTENANCE/SMALL EQUIPMENT REPAIR SUPPLIE/BUDGET MANAGER RESPONSIBILITY/NON-CATEGORICAL/UNRESTRICTE |
|              | BMO Financial Group | 08/10/2021 | 08/10/2021 | 07/20/2021   | 2021072000     | Credit Card Payment AP Invoice. | 57.26  | 20E099 2540 4975 31 000000 | DISTRICT SPECIAL ALLOC/OPERATION MAINTENANCE/SMALL EQUIPMENT REPAIR SUPPLIE/BUDGET MANAGER RESPONSIBILITY/NON-CATEGORICAL/UNRESTRICTE |
|              | BMO Financial Group | 08/10/2021 | 08/10/2021 | 07/20/2021   | 2021072000     | Credit Card Payment AP Invoice. | 130.50 | 20E099 2540 3250 31 000000 | DISTRICT SPECIAL ALLOC/OPERATION MAINTENANCE/RENTALS/BUDGET MANAGER RESPONSIBILITY/NON-CATEGORICAL/UNRESTRICTE                        |
|              | BMO Financial Group | 08/10/2021 | 08/10/2021 | 07/20/2021   | 2021072000     | Credit Card Payment AP Invoice. | 19.99  | 10E243 1120 4700 31 000000 | HOLMES/GENL INSTR JR HIGH/SOFTWARE/BUDGET MANAGER RESPONSIBILITY/NON-CATEGORICAL/UNRESTRICTE  |
|              | BMO Financial Group | 08/10/2021 | 08/10/2021 | 07/20/2021   | 2021072000     | Credit Card Payment AP Invoice. | 82.00  | 10E006 2330 4100 31 000000 | EDUC. SERVICES/ADMINISTRATIVE SERVICES/GENERAL SUPPLIES/BUDGET MANAGER RESPONSIBILITY/NON-CATEGORICAL/UNRESTRICTE                     |
|              | BMO Financial Group | 08/10/2021 | 08/10/2021 | 07/20/2021   | 2021072000     | Credit Card Payment AP Invoice. | 12.51  | 10E009 2630 3320 31 000000 | INFO SYSTEMS AND SERVICES/PUBLIC INFO SERVICES/TRAVEL EXPENSES/BUDGET MANAGER RESPONSIBILITY/NON-CATEGORICAL/UNRESTRICTE              |
|              | BMO Financial Group | 08/10/2021 | 08/10/2021 | 07/20/2021   | 2021072000     | Credit Card Payment AP Invoice. | 502.17 | 10E009 2630 3320 31 000000 | INFO SYSTEMS AND SERVICES/PUBLIC INFO SERVICES/TRAVEL EXPENSES/BUDGET MANAGER RESPONSIBILITY/NON-CATEGORICAL/UNRESTRICTE              |
|              | BMO Financial Group | 08/10/2021 | 08/10/2021 | 07/20/2021   | 2021072000     | Credit Card Payment AP Invoice. | 5.90   | 10E009 2630 3320 31 000000 | INFO SYSTEMS AND SERVICES/PUBLIC INFO SERVICES/TRAVEL EXPENSES/BUDGET MANAGER RESPONSIBILITY/NON-CATEGORICAL/UNRESTRICTE              |
|              | BMO Financial Group | 08/10/2021 | 08/10/2021 | 07/20/2021   | 2021072000     | Credit Card                     | 27.00  | 10E009 2630 3320 31 000000 | INFO SYSTEMS AND SERVICES/PUBLIC INFO   |



| CHECK NUMBER | CHECK VENDOR        | CHECK DATE | POST DATE  | INVOICE DATE | INVOICE NUMBER | INVOICE DESCRIPTION             | AMOUNT | ACCOUNT NUMBER             | ACCOUNT DESCRIPTION  |
|--------------|---------------------|------------|------------|--------------|----------------|---------------------------------|--------|----------------------------|--|
|              |                     |            |            |              |                | Payment AP Invoice.             |        |                            | SERVICES/TRAVEL EXPENSES/BUDGET MANAGER RESPONSIBILITY/NON-CATEGORICAL/UNRESTRICTE                                       |
|              | BMO Financial Group | 08/10/2021 | 08/10/2021 | 07/20/2021   | 2021072000     | Credit Card Payment AP Invoice. | 12.92  | 10E009 2630 3320 31 000000 | INFO SYSTEMS AND SERVICES/PUBLIC INFO SERVICES/TRAVEL EXPENSES/BUDGET MANAGER RESPONSIBILITY/NON-CATEGORICAL/UNRESTRICTE |
|              | BMO Financial Group | 08/10/2021 | 08/10/2021 | 07/20/2021   | 2021072000     | Credit Card Payment AP Invoice. | 75.00  | 10E009 2630 3320 31 000000 | INFO SYSTEMS AND SERVICES/PUBLIC INFO SERVICES/TRAVEL EXPENSES/BUDGET MANAGER RESPONSIBILITY/NON-CATEGORICAL/UNRESTRICTE |
|              | BMO Financial Group | 08/10/2021 | 08/10/2021 | 07/20/2021   | 2021072000     | Credit Card Payment AP Invoice. | 13.61  | 10E009 2630 3320 31 000000 | INFO SYSTEMS AND SERVICES/PUBLIC INFO SERVICES/TRAVEL EXPENSES/BUDGET MANAGER RESPONSIBILITY/NON-CATEGORICAL/UNRESTRICTE |
|              | BMO Financial Group | 08/10/2021 | 08/10/2021 | 07/20/2021   | 2021072000     | Credit Card Payment AP Invoice. | 5.90   | 10E009 2630 3320 31 000000 | INFO SYSTEMS AND SERVICES/PUBLIC INFO SERVICES/TRAVEL EXPENSES/BUDGET MANAGER RESPONSIBILITY/NON-CATEGORICAL/UNRESTRICTE |
|              | BMO Financial Group | 08/10/2021 | 08/10/2021 | 07/20/2021   | 2021072000     | Credit Card Payment AP Invoice. | 28.00  | 10E009 2630 3320 31 000000 | INFO SYSTEMS AND SERVICES/PUBLIC INFO SERVICES/TRAVEL EXPENSES/BUDGET MANAGER RESPONSIBILITY/NON-CATEGORICAL/UNRESTRICTE |
|              | BMO Financial Group | 08/10/2021 | 08/10/2021 | 07/20/2021   | 2021072000     | Credit Card Payment AP Invoice. | 22.50  | 10E009 2630 3320 31 000000 | INFO SYSTEMS AND SERVICES/PUBLIC INFO SERVICES/TRAVEL EXPENSES/BUDGET MANAGER RESPONSIBILITY/NON-CATEGORICAL/UNRESTRICTE |
|              | BMO Financial Group | 08/10/2021 | 08/10/2021 | 07/20/2021   | 2021072000     | Credit Card Payment AP Invoice. | 11.39  | 10E009 2630 3320 31 000000 | INFO SYSTEMS AND SERVICES/PUBLIC INFO SERVICES/TRAVEL EXPENSES/BUDGET MANAGER RESPONSIBILITY/NON-CATEGORICAL/UNRESTRICTE |
|              | BMO Financial Group | 08/10/2021 | 08/10/2021 | 07/20/2021   | 2021072000     | Credit Card Payment AP Invoice. | 56.00  | 10E009 2630 3320 31 000000 | INFO SYSTEMS AND SERVICES/PUBLIC INFO SERVICES/TRAVEL EXPENSES/BUDGET MANAGER RESPONSIBILITY/NON-CATEGORICAL/UNRESTRICTE |
|              | BMO Financial Group | 08/10/2021 | 08/10/2021 | 07/20/2021   | 2021072000     | Credit Card Payment AP Invoice. | 24.03  | 10E009 2630 3320 31 000000 | INFO SYSTEMS AND SERVICES/PUBLIC INFO SERVICES/TRAVEL EXPENSES/BUDGET MANAGER RESPONSIBILITY/NON-CATEGORICAL/UNRESTRICTE |
|              | BMO Financial Group | 08/10/2021 | 08/10/2021 | 07/20/2021   | 2021072000     | Credit Card Payment AP Invoice. | 15.56  | 10E005 2570 6400 31 000000 | BUSINESS SERVICES/INTERNAL SERVICES/DUES AND FEES/BUDGET MANAGER RESPONSIBILITY/NON-CATEGORICAL/UNRESTRICTE              |
|              | BMO Financial Group | 08/10/2021 | 08/10/2021 | 07/20/2021   | 2021072000     | Credit Card Payment AP Invoice. | 15.56  | 10E005 2570 6400 31 000000 | BUSINESS SERVICES/INTERNAL SERVICES/DUES AND FEES/BUDGET MANAGER RESPONSIBILITY/NON-CATEGORICAL/UNRESTRICTE              |
|              | BMO Financial Group | 08/10/2021 | 08/10/2021 | 07/20/2021   | 2021072000     | Credit Card Payment AP Invoice. | 302.52 | 20E099 2540 4960 31 000000 | DISTRICT SPECIAL ALLOC/OPERATION MAINTENANCE/PLUMBING SUPPLIES/BUDGET MANAGER RESPONSIBILITY/NON-CATEGORICAL/UNRESTRICTE |

| CHECK<br>NUMBER | CHECK<br>VENDOR     | CHECK<br>DATE | POST<br>DATE | INVOICE<br>DATE | INVOICE<br>NUMBER | INVOICE<br>DESCRIPTION                | AMOUNT   | ACCOUNT<br>NUMBER          | ACCOUNT<br>DESCRIPTION  |
|-----------------|---------------------|---------------|--------------|-----------------|-------------------|---------------------------------------|----------|----------------------------|---|
| 212200355       | BMO Financial Group | 08/10/2021    | 08/10/2021   | 07/20/2021      | 2021072000        | Credit Card<br>Payment AP<br>Invoice. | 302.52   | 20E099 2540 4960 31 000000 | DISTRICT SPECIAL ALLOC/OPERATION<br>MAINTENANCE/PLUMBING SUPPLIES/BUDGET<br>MANAGER<br>RESPONSIBILITY/NON-CATEGORICAL/UNRESTRICTE             |
|                 | BMO Financial Group | 08/10/2021    | 08/10/2021   | 07/20/2021      | 2021072000        | Credit Card<br>Payment AP<br>Invoice. | 861.00   | 20E099 2540 4960 31 000000 | DISTRICT SPECIAL ALLOC/OPERATION<br>MAINTENANCE/PLUMBING SUPPLIES/BUDGET<br>MANAGER<br>RESPONSIBILITY/NON-CATEGORICAL/UNRESTRICTE             |
|                 | BMO Financial Group | 08/10/2021    | 08/10/2021   | 07/20/2021      | 2021072000        | Credit Card<br>Payment AP<br>Invoice. | 48.47    | 10E002 2320 4100 31 000000 | SUPERINTENDENT/BOARD OF ED/EXECUTIVE<br>ADMINISTRATION SERVI/GENERAL<br>SUPPLIES/BUDGET MANAGER<br>RESPONSIBILITY/NON-CATEGORICAL/UNRESTRICTE |
|                 | BMO Financial Group | 08/10/2021    | 08/10/2021   | 07/20/2021      | 2021072000        | Credit Card<br>Payment AP<br>Invoice. | 224.00   | 10E008 2210 4100 31 000000 | STAFF DEVELOPMENT/IMPROV. OF INSTR.<br>SVCS./GENERAL SUPPLIES/BUDGET MANAGER<br>RESPONSIBILITY/NON-CATEGORICAL/UNRESTRICTE                    |
|                 | BMO Financial Group | 08/10/2021    | 08/10/2021   | 07/20/2021      | 2021072000        | Credit Card<br>Payment AP<br>Invoice. | 261.62   | 10E002 2320 4100 31 000000 | SUPERINTENDENT/BOARD OF ED/EXECUTIVE<br>ADMINISTRATION SERVI/GENERAL<br>SUPPLIES/BUDGET MANAGER<br>RESPONSIBILITY/NON-CATEGORICAL/UNRESTRICTE |
|                 | BMO Financial Group | 08/10/2021    | 08/10/2021   | 07/20/2021      | 2021072000        | Credit Card<br>Payment AP<br>Invoice. | 16.99    | 10E002 2320 4100 31 000000 | SUPERINTENDENT/BOARD OF ED/EXECUTIVE<br>ADMINISTRATION SERVI/GENERAL<br>SUPPLIES/BUDGET MANAGER<br>RESPONSIBILITY/NON-CATEGORICAL/UNRESTRICTE |
|                 | BMO Financial Group | 08/10/2021    | 08/10/2021   | 07/20/2021      | 2021072000        | Credit Card<br>Payment AP<br>Invoice. | 2,279.27 | 10E002 2320 3320 31 000000 | SUPERINTENDENT/BOARD OF ED/EXECUTIVE<br>ADMINISTRATION SERVI/TRAVEL<br>EXPENSES/BUDGET MANAGER<br>RESPONSIBILITY/NON-CATEGORICAL/UNRESTRICTE  |
|                 | BMO Financial Group | 08/10/2021    | 08/10/2021   | 07/20/2021      | 2021072000        | Credit Card<br>Payment AP<br>Invoice. | 29.99    | 10E009 2630 4700 31 000000 | INFO SYSTEMS AND SERVICES/PUBLIC INFO<br>SERVICES/SOFTWARE/BUDGET MANAGER<br>RESPONSIBILITY/NON-CATEGORICAL/UNRESTRICTE                       |
|                 | BMO Financial Group | 08/10/2021    | 08/10/2021   | 07/20/2021      | 2021072000        | Credit Card<br>Payment AP<br>Invoice. | 3,186.80 | 20E099 2540 4985 31 000000 | DISTRICT SPECIAL ALLOC/OPERATION<br>MAINTENANCE/LANDSCAPING/GROUNDS<br>SUPPLIES/BUDGET MANAGER<br>RESPONSIBILITY/NON-CATEGORICAL/UNRESTRICTE  |
|                 | BMO Financial Group | 08/10/2021    | 08/10/2021   | 07/20/2021      | 2021072000        | Credit Card<br>Payment AP<br>Invoice. | 25.90    | 20A000 1209 0000 00 000000 | DISTRICTWIDE/A/R - MISCELLANEOUS  |
|                 | BMO Financial Group | 08/10/2021    | 08/10/2021   | 07/20/2021      | 2021072000        | Credit Card<br>Payment AP             | 370.00   | 20E099 2540 4985 31 000000 | DISTRICT SPECIAL ALLOC/OPERATION<br>MAINTENANCE/LANDSCAPING/GROUNDS   |

| CHECK NUMBER | CHECK VENDOR        | CHECK DATE | POST DATE  | INVOICE DATE | INVOICE NUMBER | INVOICE DESCRIPTION    | AMOUNT   | ACCOUNT NUMBER             | ACCOUNT DESCRIPTION                                |
|--------------|---------------------|------------|------------|--------------|----------------|------------------------|----------|----------------------------|--|
|              |                     |            |            |              |                | Invoice.               |          |                            | SUPPLIES/BUDGET MANAGER                            |
|              |                     |            |            |              |                | Invoice.               |          |                            | RESPONSIBILITY/NON-CATEGORICAL/UNRESTRICTE         |
|              | BMO Financial Group | 08/10/2021 | 08/10/2021 | 07/20/2021   | 2021072000     | Credit Card Payment AP | 5.49     | 20E099 2540 4970 31 000000 | DISTRICT SPECIAL ALLOC/OPERATION                   |
|              |                     |            |            |              |                | Invoice.               |          |                            | MAINTENANCE/VEHICLE REPAIR SUPPLIES/BUDGET MANAGER |
|              |                     |            |            |              |                | Invoice.               |          |                            | RESPONSIBILITY/NON-CATEGORICAL/UNRESTRICTE         |
|              | BMO Financial Group | 08/10/2021 | 08/10/2021 | 07/20/2021   | 2021072000     | Credit Card Payment AP | 1,394.48 | 10E073 1110 4100 30 000000 | INSTRUCTION SUPPORT SERVICES/GENL INSTR            |
|              |                     |            |            |              |                | Invoice.               |          |                            | ELEM/GENERAL SUPPLIES/DISTRICT                     |
|              |                     |            |            |              |                | Invoice.               |          |                            | RESPONSIBILITY/NON-CATEGORICAL/UNRESTRICTE         |
|              | BMO Financial Group | 08/10/2021 | 08/10/2021 | 07/20/2021   | 2021072000     | Credit Card Payment AP | 1,950.00 | 10E008 2210 3120 31 000000 | STAFF DEVELOPMENT/IMPROV. OF INSTR.                |
|              |                     |            |            |              |                | Invoice.               |          |                            | SVCS./PROF DEVELOPMENT REGISTRATION/BUDGET MANAGER |
|              |                     |            |            |              |                | Invoice.               |          |                            | RESPONSIBILITY/NON-CATEGORICAL/UNRESTRICTE         |
|              | Brain Pop LLC       | 08/10/2021 | 08/10/2021 | 07/20/2021   | 2021072000     | Credit Card Payment AP | -405.00  | 10E089 1110 4100 31 499821 | SUMMER PROGRAMS/GENL INSTR ELEM/GENERAL            |
|              |                     |            |            |              |                | Invoice.               |          |                            | SUPPLIES/BUDGET MANAGER                            |
|              |                     |            |            |              |                | Invoice.               |          |                            | RESPONSIBILITY/SCHOOL EMERGENCY RELIEF GRA II      |
|              | Brain Pop LLC       | 08/10/2021 | 08/10/2021 | 07/20/2021   | 2021072000     | Credit Card Payment AP | -175.00  | 10E089 1110 4100 31 499821 | SUMMER PROGRAMS/GENL INSTR ELEM/GENERAL            |
|              |                     |            |            |              |                | Invoice.               |          |                            | SUPPLIES/BUDGET MANAGER                            |
|              |                     |            |            |              |                | Invoice.               |          |                            | RESPONSIBILITY/SCHOOL EMERGENCY RELIEF GRA II      |
|              | Brain Pop LLC       | 08/10/2021 | 08/10/2021 | 07/20/2021   | 2021072000     | Credit Card Payment AP | 175.00   | 10E089 1110 4100 31 499821 | SUMMER PROGRAMS/GENL INSTR ELEM/GENERAL            |
|              |                     |            |            |              |                | Invoice.               |          |                            | SUPPLIES/BUDGET MANAGER                            |
|              |                     |            |            |              |                | Invoice.               |          |                            | RESPONSIBILITY/SCHOOL EMERGENCY RELIEF GRA II      |
|              | Brain Pop LLC       | 08/10/2021 | 08/10/2021 | 07/20/2021   | 2021072000     | Credit Card Payment AP | 405.00   | 10E089 1110 4100 31 499821 | SUMMER PROGRAMS/GENL INSTR ELEM/GENERAL            |
|              |                     |            |            |              |                | Invoice.               |          |                            | SUPPLIES/BUDGET MANAGER                            |
|              |                     |            |            |              |                | Invoice.               |          |                            | RESPONSIBILITY/SCHOOL EMERGENCY RELIEF GRA II      |
|              | Carolina Biological | 08/10/2021 | 08/10/2021 | 07/20/2021   | 2021072000     | Credit Card Payment AP | 1,549.04 | 10E057 1120 4100 31 000000 | SCIENCE PROGRAM/GENL INSTR JR HIGH/GENERAL         |
|              |                     |            |            |              |                | Invoice.               |          |                            | SUPPLIES/BUDGET MANAGER                            |
|              |                     |            |            |              |                | Invoice.               |          |                            | RESPONSIBILITY/NON-CATEGORICAL/UNRESTRICTE         |
|              | Home Depot          | 08/10/2021 | 08/10/2021 | 07/20/2021   | 2021072000     | Credit Card Payment AP | 538.65   | 20E099 2540 4990 31 000000 | DISTRICT SPECIAL ALLOC/OPERATION                   |
|              |                     |            |            |              |                | Invoice.               |          |                            | MAINTENANCE/OTHER SUPPLIES/BUDGET MANAGER          |
|              |                     |            |            |              |                | Invoice.               |          |                            | RESPONSIBILITY/NON-CATEGORICAL/UNRESTRICTE         |
|              | Home Depot          | 08/10/2021 | 08/10/2021 | 07/20/2021   | 2021072000     | Credit Card Payment AP | 134.91   | 20E099 2540 4985 31 000000 | DISTRICT SPECIAL ALLOC/OPERATION                   |
|              |                     |            |            |              |                | Invoice.               |          |                            | MAINTENANCE/LANDSCAPING/GROUNDS                    |
|              |                     |            |            |              |                | Invoice.               |          |                            | SUPPLIES/BUDGET MANAGER                            |
|              |                     |            |            |              |                | Invoice.               |          |                            | RESPONSIBILITY/NON-CATEGORICAL/UNRESTRICTE         |

| CHECK<br>NUMBER | VENDOR               | CHECK<br>DATE | POST<br>DATE | INVOICE<br>DATE | INVOICE<br>NUMBER | INVOICE<br>DESCRIPTION                | AMOUNT | ACCOUNT<br>NUMBER          | ACCOUNT<br>DESCRIPTION   |
|-----------------|----------------------|---------------|--------------|-----------------|-------------------|---------------------------------------|--------|----------------------------|--|
| 212200355       | Home Depot           | 08/10/2021    | 08/10/2021   | 07/20/2021      | 2021072000        | Credit Card<br>Payment AP<br>Invoice. | 57.92  | 20E099 2540 4990 31 000000 | DISTRICT SPECIAL ALLOC/OPERATION<br>MAINTENANCE/OTHER SUPPLIES/BUDGET MANAGER<br>RESPONSIBILITY/NON-CATEGORICAL/UNRESTRICTE                    |
|                 | IPA                  | 08/10/2021    | 08/10/2021   | 07/20/2021      | 2021072000        | Credit Card<br>Payment AP<br>Invoice. | 500.00 | 10E005 2510 3120 31 000000 | BUSINESS SERVICES/DIRECTOR OF BUSINESS<br>SVCS./PROF DEVELOPMENT REGISTRATION/BUDGET<br>MANAGER<br>RESPONSIBILITY/NON-CATEGORICAL/UNRESTRICTE  |
|                 | Miller Ace Industria | 08/10/2021    | 08/10/2021   | 07/20/2021      | 2021072000        | Credit Card<br>Payment AP<br>Invoice. | 41.34  | 20E099 2540 4950 31 000000 | DISTRICT SPECIAL ALLOC/OPERATION<br>MAINTENANCE/ELECTRICAL SUPPLIES/BUDGET<br>MANAGER<br>RESPONSIBILITY/NON-CATEGORICAL/UNRESTRICTE            |
|                 | Miller Ace Industria | 08/10/2021    | 08/10/2021   | 07/20/2021      | 2021072000        | Credit Card<br>Payment AP<br>Invoice. | 17.87  | 20E099 2540 4990 31 000000 | DISTRICT SPECIAL ALLOC/OPERATION<br>MAINTENANCE/OTHER SUPPLIES/BUDGET MANAGER<br>RESPONSIBILITY/NON-CATEGORICAL/UNRESTRICTE                    |
|                 | Miller Ace Industria | 08/10/2021    | 08/10/2021   | 07/20/2021      | 2021072000        | Credit Card<br>Payment AP<br>Invoice. | 20.59  | 20E099 2540 4990 31 000000 | DISTRICT SPECIAL ALLOC/OPERATION<br>MAINTENANCE/OTHER SUPPLIES/BUDGET MANAGER<br>RESPONSIBILITY/NON-CATEGORICAL/UNRESTRICTE                    |
|                 | Miller Ace Industria | 08/10/2021    | 08/10/2021   | 07/20/2021      | 2021072000        | Credit Card<br>Payment AP<br>Invoice. | 14.57  | 20E099 2540 4910 31 000000 | DISTRICT SPECIAL ALLOC/OPERATION<br>MAINTENANCE/FINISHING MATERIALS/BUDGET<br>MANAGER<br>RESPONSIBILITY/NON-CATEGORICAL/UNRESTRICTE            |
|                 | Miller Ace Industria | 08/10/2021    | 08/10/2021   | 07/20/2021      | 2021072000        | Credit Card<br>Payment AP<br>Invoice. | 9.99   | 20E099 2540 4910 31 000000 | DISTRICT SPECIAL ALLOC/OPERATION<br>MAINTENANCE/FINISHING MATERIALS/BUDGET<br>MANAGER<br>RESPONSIBILITY/NON-CATEGORICAL/UNRESTRICTE            |
|                 | Miller Ace Industria | 08/10/2021    | 08/10/2021   | 07/20/2021      | 2021072000        | Credit Card<br>Payment AP<br>Invoice. | 15.48  | 20E099 2540 4975 31 000000 | DISTRICT SPECIAL ALLOC/OPERATION<br>MAINTENANCE/SMALL EQUIPMENT REPAIR<br>SUPPLIE/BUDGET MANAGER<br>RESPONSIBILITY/NON-CATEGORICAL/UNRESTRICTE |
|                 | Miller Ace Industria | 08/10/2021    | 08/10/2021   | 07/20/2021      | 2021072000        | Credit Card<br>Payment AP<br>Invoice. | 71.78  | 20E099 2540 4910 31 000000 | DISTRICT SPECIAL ALLOC/OPERATION<br>MAINTENANCE/FINISHING MATERIALS/BUDGET<br>MANAGER<br>RESPONSIBILITY/NON-CATEGORICAL/UNRESTRICTE            |
|                 | Miller Ace Industria | 08/10/2021    | 08/10/2021   | 07/20/2021      | 2021072000        | Credit Card<br>Payment AP<br>Invoice. | 2.00   | 20E099 2540 4910 31 000000 | DISTRICT SPECIAL ALLOC/OPERATION<br>MAINTENANCE/FINISHING MATERIALS/BUDGET<br>MANAGER<br>RESPONSIBILITY/NON-CATEGORICAL/UNRESTRICTE            |
|                 | Nasco - Disc #56372  | 08/10/2021    | 08/10/2021   | 07/20/2021      | 2021072000        | Credit Card<br>Payment AP             | 714.00 | 10E075 2900 4100 31 430021 | TITLE I/OTHER SUPPORTING SERVICES/GENERAL<br>SUPPLIES/BUDGET MANAGER   |

| CHECK NUMBER | CHECK VENDOR         | CHECK DATE | POST DATE  | INVOICE DATE | INVOICE NUMBER | INVOICE DESCRIPTION    | AMOUNT   | ACCOUNT NUMBER             | ACCOUNT DESCRIPTION   |
|--------------|----------------------|------------|------------|--------------|----------------|------------------------|----------|----------------------------|---|
|              |                      |            |            |              |                | Invoice.               |          |                            | RESPONSIBILITY/TITLE I FY21   |
|              | Nasco - Disc #56372  | 08/10/2021 | 08/10/2021 | 07/20/2021   | 2021072000     | Credit Card Payment AP | 1,517.25 | 10E057 1120 4100 31 000000 | SCIENCE PROGRAM/GENL INSTR JR HIGH/GENERAL SUPPLIES/BUDGET MANAGER              |
|              |                      |            |            |              |                | Invoice.               |          |                            | RESPONSIBILITY/NON-CATEGORICAL/UNRESTRICTE                                      |
|              | Neradt Hardware Corp | 08/10/2021 | 08/10/2021 | 07/20/2021   | 2021072000     | Credit Card Payment AP | 47.97    | 20E099 2540 4940 31 000000 | DISTRICT SPECIAL ALLOC/OPERATION MAINTENANCE/HVAC SUPPLIES/BUDGET MANAGER       |
|              |                      |            |            |              |                | Invoice.               |          |                            | RESPONSIBILITY/NON-CATEGORICAL/UNRESTRICTE                                      |
|              | Neradt Hardware Corp | 08/10/2021 | 08/10/2021 | 07/20/2021   | 2021072000     | Credit Card Payment AP | 39.99    | 20E099 2540 4990 31 000000 | DISTRICT SPECIAL ALLOC/OPERATION MAINTENANCE/OTHER SUPPLIES/BUDGET MANAGER      |
|              |                      |            |            |              |                | Invoice.               |          |                            | RESPONSIBILITY/NON-CATEGORICAL/UNRESTRICTE                                      |
|              | Nicor Gas            | 08/10/2021 | 08/10/2021 | 07/20/2021   | 2021072000     | Credit Card Payment AP | 787.79   | 20E001 2540 4650 30 000000 | ADMINSTRATION BLG/OPERATION MAINTENANCE/NATURAL GAS/DISTRICT                    |
|              |                      |            |            |              |                | Invoice.               |          |                            | RESPONSIBILITY/NON-CATEGORICAL/UNRESTRICTE                                      |
|              | Nicor Gas            | 08/10/2021 | 08/10/2021 | 07/20/2021   | 2021072000     | Credit Card Payment AP | 152.77   | 20E244 2540 4650 30 000000 | LIVELY/OPERATION MAINTENANCE/NATURAL GAS/DISTRICT                               |
|              |                      |            |            |              |                | Invoice.               |          |                            | RESPONSIBILITY/NON-CATEGORICAL/UNRESTRICTE                                      |
|              | Red Wing             | 08/10/2021 | 08/10/2021 | 07/20/2021   | 2021072000     | Credit Card Payment AP | 174.24   | 20E099 2540 2400 31 000000 | DISTRICT SPECIAL ALLOC/OPERATION MAINTENANCE/UNIFORMS/BUDGET MANAGER            |
|              |                      |            |            |              |                | Invoice.               |          |                            | RESPONSIBILITY/NON-CATEGORICAL/UNRESTRICTE                                      |
|              | Red Wing             | 08/10/2021 | 08/10/2021 | 07/20/2021   | 2021072000     | Credit Card Payment AP | 155.48   | 20E099 2540 2400 31 000000 | DISTRICT SPECIAL ALLOC/OPERATION MAINTENANCE/UNIFORMS/BUDGET MANAGER            |
|              |                      |            |            |              |                | Invoice.               |          |                            | RESPONSIBILITY/NON-CATEGORICAL/UNRESTRICTE                                      |
|              | Red Wing             | 08/10/2021 | 08/10/2021 | 07/20/2021   | 2021072000     | Credit Card Payment AP | 156.73   | 20E099 2540 2400 31 000000 | DISTRICT SPECIAL ALLOC/OPERATION MAINTENANCE/UNIFORMS/BUDGET MANAGER            |
|              |                      |            |            |              |                | Invoice.               |          |                            | RESPONSIBILITY/NON-CATEGORICAL/UNRESTRICTE                                      |
|              | Steiner Electric Co  | 08/10/2021 | 08/10/2021 | 07/20/2021   | 2021072000     | Credit Card Payment AP | 4.53     | 20E099 2540 4950 31 000000 | DISTRICT SPECIAL ALLOC/OPERATION MAINTENANCE/ELECTRICAL SUPPLIES/BUDGET MANAGER |
|              |                      |            |            |              |                | Invoice.               |          |                            | RESPONSIBILITY/NON-CATEGORICAL/UNRESTRICTE                                      |
|              | Steiner Electric Co  | 08/10/2021 | 08/10/2021 | 07/20/2021   | 2021072000     | Credit Card Payment AP | 3.34     | 20E099 2540 4950 31 000000 | DISTRICT SPECIAL ALLOC/OPERATION MAINTENANCE/ELECTRICAL SUPPLIES/BUDGET MANAGER |
|              |                      |            |            |              |                | Invoice.               |          |                            | RESPONSIBILITY/NON-CATEGORICAL/UNRESTRICTE                                      |
|              | Steiner Electric Co  | 08/10/2021 | 08/10/2021 | 07/20/2021   | 2021072000     | Credit Card Payment AP | 118.87   | 20E099 2540 4950 31 000000 | DISTRICT SPECIAL ALLOC/OPERATION MAINTENANCE/ELECTRICAL SUPPLIES/BUDGET MANAGER |
|              |                      |            |            |              |                | Invoice.               |          |                            | RESPONSIBILITY/NON-CATEGORICAL/UNRESTRICTE                                      |
|              | Temperature Equipmen | 08/10/2021 | 08/10/2021 | 07/20/2021   | 2021072000     | Credit Card Payment AP | 54.08    | 20E099 2540 4940 31 000000 | DISTRICT SPECIAL ALLOC/OPERATION MAINTENANCE/HVAC SUPPLIES/BUDGET MANAGER       |



| CHECK<br>NUMBER      | CHECK<br>VENDOR      | CHECK<br>DATE | POST<br>DATE | INVOICE<br>DATE | INVOICE<br>NUMBER | INVOICE<br>DESCRIPTION                   | AMOUNT       | ACCOUNT<br>NUMBER          | ACCOUNT<br>DESCRIPTION  |
|----------------------|----------------------|---------------|--------------|-----------------|-------------------|--|--------------|----------------------------|---|
| 212200357            | CDW Government Inc   | 08/10/2021    | 08/10/2021   | 07/13/2021      | G832704           | Student<br>Devices                       | 3,517.36     | 10E009 1110 4110 31 499821 | INFO SYSTEMS AND SERVICES/GENL INSTR<br>ELEM/TECHNOLOGY SUPPLIES/BUDGET MANAGER<br>RESPONSIBILITY/SCHOOL EMERGENCY RELIEF GRA<br>II |
|                      | CDW Government Inc   | 08/10/2021    | 08/10/2021   | 07/26/2021      | H393346           | Student<br>Devices                       | 191,484.00   | 10E009 1110 4110 31 499821 | INFO SYSTEMS AND SERVICES/GENL INSTR<br>ELEM/TECHNOLOGY SUPPLIES/BUDGET MANAGER<br>RESPONSIBILITY/SCHOOL EMERGENCY RELIEF GRA<br>II |
|                      | CDW Government Inc   | 08/10/2021    | 08/10/2021   | 07/26/2021      | H393346           | Student<br>Devices                       | 2,167.59     | 10E009 1110 4110 31 499821 | INFO SYSTEMS AND SERVICES/GENL INSTR<br>ELEM/TECHNOLOGY SUPPLIES/BUDGET MANAGER<br>RESPONSIBILITY/SCHOOL EMERGENCY RELIEF GRA<br>II |
| Totals for 212200357 |                      |               |              |                 |                   |  | 925,487.50   |                            |   |
| 212200358            | Childs Voice School  | 08/10/2021    | 08/10/2021   | 07/20/2021      | 1298              | Private<br>Facility<br>Tuition           | 4,733.46     | 10E006 1912 6700 31 000000 | EDUC. SERVICES/PRIVATE<br>TUITION/TUITION/BUDGET MANAGER<br>RESPONSIBILITY/NON-CATEGORICAL/UNRESTRICTE                              |
| Totals for 212200358 |                      |               |              |                 |                   |  | 4,733.46     |                            |   |
| 212200359            | CodeCombat Inc       | 08/10/2021    | 08/10/2021   | 08/02/2021      | 49529ADD-0        | License for<br>students -<br>Code Combat | 2,500.00     | 10E245 1120 4700 31 000000 | FRIENDSHIP/GENL INSTR JR<br>HIGH/SOFTWARE/BUDGET MANAGER<br>RESPONSIBILITY/NON-CATEGORICAL/UNRESTRICTE                              |
| Totals for 212200359 |                      |               |              |                 |                   |  | 2,500.00     |                            |   |
| 212200360            | Corvus Industries Lt | 08/10/2021    | 08/10/2021   | 07/09/2021      | 16757             | OTHER PROPERTY<br>SERVICES               | 3,109.00     | 20E245 2540 3290 31 000000 | FRIENDSHIP/OPERATION MAINTENANCE/OTHER<br>PROPERTY SERVICES/BUDGET MANAGER<br>RESPONSIBILITY/NON-CATEGORICAL/UNRESTRICTE            |
|                      | Corvus Industries Lt | 08/10/2021    | 08/10/2021   | 07/09/2021      | 16757             | OTHER PROPERTY<br>SERVICES               | 3,169.00     | 20E242 2540 3290 31 000000 | GROVE/OPERATION MAINTENANCE/OTHER PROPERTY<br>SERVICES/BUDGET MANAGER<br>RESPONSIBILITY/NON-CATEGORICAL/UNRESTRICTE                 |
|                      | Corvus Industries Lt | 08/10/2021    | 08/10/2021   | 07/09/2021      | 16757             | OTHER PROPERTY<br>SERVICES               | 2,230.00     | 20E243 2540 3290 31 000000 | HOLMES/OPERATION MAINTENANCE/OTHER<br>PROPERTY SERVICES/BUDGET MANAGER<br>RESPONSIBILITY/NON-CATEGORICAL/UNRESTRICTE                |
| Totals for 212200360 |                      |               |              |                 |                   |  | 8,508.00     |                            |   |
| 212200361            | CTS                  | 08/10/2021    | 08/10/2021   | 07/31/2021      | 11 2021073        | LIFE HEALTH<br>SAFETY                    | 3,948,585.40 | 90E099 2540 5200 30 000000 | DISTRICT SPECIAL ALLOC/OPERATION<br>MAINTENANCE/BUILDINGS/DISTRICT<br>RESPONSIBILITY/NON-CATEGORICAL/UNRESTRICTE                    |
|                      | CTS                  | 08/10/2021    | 08/10/2021   | 07/06/2021      | #1                | CAPITAL                                  | 209,000.00   | 60E099 2530 3230 30 000000 | DISTRICT SPECIAL ALLOC/FACILITES  |

| CHECK NUMBER | CHECK VENDOR   | CHECK DATE | POST DATE  | INVOICE DATE | INVOICE NUMBER | INVOICE DESCRIPTION     | AMOUNT       | ACCOUNT NUMBER             | ACCOUNT DESCRIPTION   |
|--------------|----------------|------------|------------|--------------|----------------|-------------------------|--------------|----------------------------|---|
|              |                |            |            |              |                | PROJECTS                |              |                            | ACQUISITION CONSTRUC/REPAIR AND MAINTENANCE SERVICE/DISTRICT RESPONSIBILITY/NON-CATEGORICAL/UNRESTRICTE                   |
|              |                |            |            |              |                | Totals for 212200361    | 4,157,585.40 |                            |   |
| 212200362    | Demco Inc      | 08/10/2021 | 08/10/2021 | 07/29/2021   | 6983464        | supplies                | 106.59       | 10E125 1110 4100 31 000000 | DEVONSHIRE/GENL INSTR ELEM/GENERAL SUPPLIES/BUDGET MANAGER RESPONSIBILITY/NON-CATEGORICAL/UNRESTRICTE                     |
|              |                |            |            |              |                | Totals for 212200362    | 106.59       |                            |   |
| 212200363    | Dude Solutions | 08/10/2021 | 08/10/2021 | 07/01/2021   | INV-94550      | SOFTWARE                | 9,613.50     | 20E099 2540 4700 31 000000 | DISTRICT SPECIAL ALLOC/OPERATION MAINTENANCE/SOFTWARE/BUDGET MANAGER RESPONSIBILITY/NON-CATEGORICAL/UNRESTRICTE           |
|              |                |            |            |              |                | Totals for 212200363    | 9,613.50     |                            |   |
| 212200366    | Esscoe LLC     | 08/10/2021 | 08/10/2021 | 07/01/2021   | 47174          | OTHER PROPERTY SERVICES | 1,008.00     | 20E132 2540 3290 31 000000 | LOW/OPERATION MAINTENANCE/OTHER PROPERTY SERVICES/BUDGET MANAGER RESPONSIBILITY/NON-CATEGORICAL/UNRESTRICTE               |
|              | Esscoe LLC     | 08/10/2021 | 08/10/2021 | 07/01/2021   | 47175          | OTHER PROPERTY SERVICES | 1,176.00     | 20E122 2540 3290 31 000000 | BYRD/OPERATION MAINTENANCE/OTHER PROPERTY SERVICES/BUDGET MANAGER RESPONSIBILITY/NON-CATEGORICAL/UNRESTRICTE              |
|              | Esscoe LLC     | 08/10/2021 | 08/10/2021 | 07/01/2021   | 47176          | OTHER PROPERTY SERVICES | 552.00       | 20E134 2540 3290 31 000000 | RUPLEY/OPERATION MAINTENANCE/OTHER PROPERTY SERVICES/BUDGET MANAGER RESPONSIBILITY/NON-CATEGORICAL/UNRESTRICTE            |
|              | Esscoe LLC     | 08/10/2021 | 08/10/2021 | 07/01/2021   | 47177          | OTHER PROPERTY SERVICES | 1,884.00     | 20E134 2540 3290 31 000000 | RUPLEY/OPERATION MAINTENANCE/OTHER PROPERTY SERVICES/BUDGET MANAGER RESPONSIBILITY/NON-CATEGORICAL/UNRESTRICTE            |
|              | Esscoe LLC     | 08/10/2021 | 08/10/2021 | 07/01/2021   | 47178          | OTHER PROPERTY SERVICES | 876.00       | 20E135 2540 3290 31 000000 | SALT CREEK/OPERATION MAINTENANCE/OTHER PROPERTY SERVICES/BUDGET MANAGER RESPONSIBILITY/NON-CATEGORICAL/UNRESTRICTE        |
|              | Esscoe LLC     | 08/10/2021 | 08/10/2021 | 07/01/2021   | 47166          | OTHER PROPERTY SERVICES | 792.00       | 20E121 2540 3290 31 000000 | BRENTWOOD/OPERATION MAINTENANCE/OTHER PROPERTY SERVICES/BUDGET MANAGER RESPONSIBILITY/NON-CATEGORICAL/UNRESTRICTE         |
|              | Esscoe LLC     | 08/10/2021 | 08/10/2021 | 07/01/2021   | 47165          | OTHER PROPERTY SERVICES | 1,812.00     | 20E001 2540 3290 31 000000 | ADMINSTRATION BLG/OPERATION MAINTENANCE/OTHER PROPERTY SERVICES/BUDGET MANAGER RESPONSIBILITY/NON-CATEGORICAL/UNRESTRICTE |
|              | Esscoe LLC     | 08/10/2021 | 08/10/2021 | 07/01/2021   | 47181          | OTHER PROPERTY SERVICES | 1,116.00     | 20E079 2540 3290 31 000000 | EARLY CHILDHOOD/OPERATION MAINTENANCE/OTHER PROPERTY SERVICES/BUDGET  |



| CHECK NUMBER | CHECK VENDOR        | CHECK DATE | POST DATE  | INVOICE DATE | INVOICE NUMBER | INVOICE DESCRIPTION     | AMOUNT    | ACCOUNT NUMBER             | ACCOUNT DESCRIPTION   |
|--------------|---------------------|------------|------------|--------------|----------------|-------------------------|-----------|----------------------------|---|
|              |                     |            |            |              |                |                         |           |                            | MANAGER<br>RESPONSIBILITY/NON-CATEGORICAL/UNRESTRICTE<br>ADMINSTRATION BLG/OPERATION<br>MAINTENANCE/OTHER PROPERTY SERVICES/BUDGET<br>MANAGER |
|              | Esscoe LLC          | 08/10/2021 | 08/10/2021 | 07/01/2021   | 47180          | OTHER PROPERTY SERVICES | 120.00    | 20E001 2540 3290 31 000000 | RESPONSIBILITY/NON-CATEGORICAL/UNRESTRICTE<br>RIDGE/OPERATION MAINTENANCE/OTHER PROPERTY<br>SERVICES/BUDGET MANAGER                           |
|              | Esscoe LLC          | 08/10/2021 | 08/10/2021 | 07/01/2021   | 47179          | OTHER PROPERTY SERVICES | 660.00    | 20E133 2540 3290 31 000000 | RESPONSIBILITY/NON-CATEGORICAL/UNRESTRICTE<br>CLEARMONT/OPERATION MAINTENANCE/OTHER<br>PROPERTY SERVICES/BUDGET MANAGER                       |
|              | Esscoe LLC          | 08/10/2021 | 08/10/2021 | 07/01/2021   | 47167          | OTHER PROPERTY SERVICES | 1,164.00  | 20E123 2540 3290 31 000000 | RESPONSIBILITY/NON-CATEGORICAL/UNRESTRICTE<br>DEVONSHIRE/OPERATION MAINTENANCE/OTHER<br>PROPERTY SERVICES/BUDGET MANAGER                      |
|              | Esscoe LLC          | 08/10/2021 | 08/10/2021 | 07/01/2021   | 47168          | OTHER PROPERTY SERVICES | 912.00    | 20E125 2540 3290 31 000000 | RESPONSIBILITY/NON-CATEGORICAL/UNRESTRICTE<br>FOREST VIEW/OPERATION MAINTENANCE/OTHER<br>PROPERTY SERVICES/BUDGET MANAGER                     |
|              | Esscoe LLC          | 08/10/2021 | 08/10/2021 | 07/01/2021   | 47169          | OTHER PROPERTY SERVICES | 792.00    | 20E127 2540 3290 31 000000 | RESPONSIBILITY/NON-CATEGORICAL/UNRESTRICTE<br>FRIENDSHIP/OPERATION MAINTENANCE/OTHER<br>PROPERTY SERVICES/BUDGET MANAGER                      |
|              | Esscoe LLC          | 08/10/2021 | 08/10/2021 | 07/01/2021   | 47170          | OTHER PROPERTY SERVICES | 1,452.00  | 20E245 2540 3290 31 000000 | RESPONSIBILITY/NON-CATEGORICAL/UNRESTRICTE<br>GROVE/OPERATION MAINTENANCE/OTHER PROPERTY<br>SERVICES/BUDGET MANAGER                           |
|              | Esscoe LLC          | 08/10/2021 | 08/10/2021 | 07/01/2021   | 47171          | OTHER PROPERTY SERVICES | 2,016.00  | 20E242 2540 3290 31 000000 | RESPONSIBILITY/NON-CATEGORICAL/UNRESTRICTE<br>HOLMES/OPERATION MAINTENANCE/OTHER<br>PROPERTY SERVICES/BUDGET MANAGER                          |
|              | Esscoe LLC          | 08/10/2021 | 08/10/2021 | 07/01/2021   | 47172          | OTHER PROPERTY SERVICES | 1,320.00  | 20E243 2540 3290 31 000000 | RESPONSIBILITY/NON-CATEGORICAL/UNRESTRICTE<br>JAY/OPERATION MAINTENANCE/OTHER PROPERTY<br>SERVICES/BUDGET MANAGER                             |
|              | Esscoe LLC          | 08/10/2021 | 08/10/2021 | 07/01/2021   | 47173          | OTHER PROPERTY SERVICES | 1,104.00  | 20E131 2540 3290 31 000000 | RESPONSIBILITY/NON-CATEGORICAL/UNRESTRICTE  |
|              |                     |            |            |              |                | Totals for 212200366    | 18,756.00 |                            |   |
| 212200367    | Fast Signs Inc      | 08/10/2021 | 08/10/2021 | 07/30/2021   | 447-45471      | ADA SIGNS               | 785.06    | 10E243 1120 3600 31 000000 | HOLMES/GENL INSTR JR HIGH/PRINTING AND<br>BINDING/BUDGET MANAGER<br>RESPONSIBILITY/NON-CATEGORICAL/UNRESTRICTE                                |
|              |                     |            |            |              |                | Totals for 212200367    | 785.06    |                            |   |
| 212200368    | Ferguson Facilities | 08/10/2021 | 08/10/2021 | 07/29/2021   | 0332303        | GENERAL SUPPLIES        | 4,320.00  | 20E099 2540 4100 31 499820 | DISTRICT SPECIAL ALLOC/OPERATION<br>MAINTENANCE/GENERAL SUPPLIES/BUDGET   |

| CHECK<br>NUMBER | CHECK<br>VENDOR      | CHECK<br>DATE | POST<br>DATE | INVOICE<br>DATE | INVOICE<br>NUMBER | INVOICE<br>DESCRIPTION  | AMOUNT               | ACCOUNT<br>NUMBER          | ACCOUNT<br>DESCRIPTION   |
|-----------------|----------------------|---------------|--------------|-----------------|-------------------|---|----------------------|----------------------------|--|
|                 |                      |               |              |                 |                   |   | Totals for 212200368 | 4,320.00                   | MANAGER RESPONSIBILITY/SCHOOL EMERGENCY RELIEF GRANT   |
| 212200369       | First Student        | 08/10/2021    | 08/10/2021   | 07/21/2021      | 11743109          | Contracted Reg Ed Transportation for the delivery of meals to families. | 13,858.56            | 40E099 2550 3311 30 499820 | DISTRICT SPECIAL ALLOC/PUPIL TRANSPORTATION SERVICE/REGULAR RESPONSIBILITY/DISTRICT RESPONSIBILITY/SCHOOL EMERGENCY RELIEF GRANT |
|                 |                      |               |              |                 |                   |   | Totals for 212200369 | 13,858.56                  |  |
| 212200370       | Follett School Solut | 08/10/2021    | 08/10/2021   | 07/19/2021      | 1444034           | Online Library System   | 12,822.88            | 10E009 2220 5503 31 000000 | INFO SYSTEMS AND SERVICES/INNOVATIVE LEARNING/ADMINISTRATIVE SOFTWARE/BUDGET MANAGER RESPONSIBILITY/NON-CATEGORICAL/UNRESTRICTE  |
|                 |                      |               |              |                 |                   |   | Totals for 212200370 | 12,822.88                  |  |
| 212200371       | Fox Valley Fire & Sa | 08/10/2021    | 08/10/2021   | 07/08/2021      | IN00448504        | OTHER PROPERTY SERVICES   | 420.00               | 20E121 2540 3290 31 000000 | BRENTWOOD/OPERATION MAINTENANCE/OTHER PROPERTY SERVICES/BUDGET MANAGER RESPONSIBILITY/NON-CATEGORICAL/UNRESTRICTE                |
|                 | Fox Valley Fire & Sa | 08/10/2021    | 08/10/2021   | 07/08/2021      | IN00448505        | OTHER PROPERTY SERVICES   | 420.00               | 20E125 2540 3290 31 000000 | DEVONSHIRE/OPERATION MAINTENANCE/OTHER PROPERTY SERVICES/BUDGET MANAGER RESPONSIBILITY/NON-CATEGORICAL/UNRESTRICTE               |
|                 | Fox Valley Fire & Sa | 08/10/2021    | 08/10/2021   | 07/08/2021      | IN00448506        | OTHER PROPERTY SERVICES   | 420.00               | 20E245 2540 3290 31 000000 | FRIENDSHIP/OPERATION MAINTENANCE/OTHER PROPERTY SERVICES/BUDGET MANAGER RESPONSIBILITY/NON-CATEGORICAL/UNRESTRICTE               |
|                 | Fox Valley Fire & Sa | 08/10/2021    | 08/10/2021   | 07/21/2021      | IN00452293        | OTHER PROPERTY SERVICES   | 62.00                | 20E125 2540 3290 31 000000 | DEVONSHIRE/OPERATION MAINTENANCE/OTHER PROPERTY SERVICES/BUDGET MANAGER RESPONSIBILITY/NON-CATEGORICAL/UNRESTRICTE               |
|                 |                      |               |              |                 |                   |   | Totals for 212200371 | 1,322.00                   |  |
| 212200372       | Franczek             | 08/10/2021    | 08/10/2021   | 07/20/2021      | 205201            | General & PTAB  | 630.00               | 10E005 2510 3180 31 000000 | BUSINESS SERVICES/DIRECTOR OF BUSINESS SVCS./LEGAL SERVICES/BUDGET MANAGER RESPONSIBILITY/NON-CATEGORICAL/UNRESTRICTE            |
|                 | Franczek             | 08/10/2021    | 08/10/2021   | 07/20/2021      | 205201            | General & PTAB  | 1,140.00             | 10E002 2310 3180 31 000000 | SUPERINTENDENT/BOARD OF ED/BOARD OF EDUCATION SERVICES/LEGAL SERVICES/BUDGET MANAGER   |

| CHECK NUMBER         | CHECK VENDOR         | CHECK DATE | POST DATE  | INVOICE DATE | INVOICE NUMBER | INVOICE DESCRIPTION   | AMOUNT    | ACCOUNT NUMBER             | ACCOUNT DESCRIPTION  |
|----------------------|----------------------|------------|------------|--------------|----------------|---|-----------|----------------------------|--|
|                      | Franczek             | 08/10/2021 | 08/10/2021 | 07/20/2021   | 205201         | General & PTAB  | 1,860.00  | 10E005 2311 3180 30 000000 | RESPONSIBILITY/NON-CATEGORICAL/UNRESTRICTED BUSINESS SERVICES/SERVICE AREA DIRECTION/LEGAL SERVICES/DISTRICT RESPONSIBILITY/NON-CATEGORICAL/UNRESTRICTED |
| Totals for 212200372 |                      |            |            |              |                |   | 3,630.00  |                            |  |
| 212200373            | Frontline Technologi | 08/10/2021 | 08/10/2021 | 08/15/2021   | INVUS14267     | Applicant Tracking, unlimited usage for internal employees                  | 4,725.89  | 10E003 2640 4700 31 000000 | HUMAN RESOURCES/HUMAN RESOURCES/SOFTWARE/BUDGET MANAGER RESPONSIBILITY/NON-CATEGORICAL/UNRESTRICTED  |
| Totals for 212200373 |                      |            |            |              |                |   | 4,725.89  |                            |  |
| 212200374            | Gaggle Net Inc       | 08/10/2021 | 08/10/2021 | 07/09/2021   | INV00839       | Safety Management-Gmail-Student   | 11,445.00 | 10E009 1110 4700 31 000000 | INFO SYSTEMS AND SERVICES/GENL INSTR ELEM/SOFTWARE/BUDGET MANAGER RESPONSIBILITY/NON-CATEGORICAL/UNRESTRICTED  |
|                      | Gaggle Net Inc       | 08/10/2021 | 08/10/2021 | 07/09/2021   | INV00839       | Safety Management-Gmail-Student   | 6,855.00  | 10E009 1120 4700 31 000000 | INFO SYSTEMS AND SERVICES/GENL INSTR JR HIGH/SOFTWARE/BUDGET MANAGER RESPONSIBILITY/NON-CATEGORICAL/UNRESTRICTED   |
| Totals for 212200374 |                      |            |            |              |                |   | 18,300.00 |                            |  |
| 212200375            | Garstecki, Maria     | 08/10/2021 | 08/10/2021 | 07/13/2021   | 397            | Polish translations for Curriculum Title III                                | 2,181.98  | 10E068 2210 3110 31 490921 | ENGLISH LANGUAGE LEARNERS/IMPROV. OF INSTR. SVCS./PROFESSIONAL SERVICES - ADMIN./BUDGET MANAGER RESPONSIBILITY/TITLE III FY21                            |
| Totals for 212200375 |                      |            |            |              |                |   | 2,181.98  |                            |  |
| 212200376            | GCG Financial        | 08/10/2021 | 08/10/2021 | 06/30/2021   | 2021-Q3.CC     | Employee Benefit Consulting Services of \$61,200 to be quarterly (\$15,300) | 15,300.00 | 10L000 4565 0000 00 000000 | DISTRICTWIDE/INS FUND ACT FOR CURR YEAR  |
| Totals for 212200376 |                      |            |            |              |                |   | 15,300.00 |                            |  |
| 212200377            | General Mechanical   | 08/10/2021 | 08/10/2021 | 07/13/2021   | S12128103      | REPAIR BY OUTSIDE   | 2,975.00  | 20E099 2540 3230 31 000000 | DISTRICT SPECIAL ALLOC/OPERATION MAINTENANCE/REPAIR AND MAINTENANCE  |

| CHECK<br>NUMBER      | CHECK<br>VENDOR      | CHECK<br>DATE | POST<br>DATE | INVOICE<br>DATE | INVOICE<br>NUMBER | INVOICE<br>DESCRIPTION   | AMOUNT    | ACCOUNT<br>NUMBER          | ACCOUNT<br>DESCRIPTION   |
|----------------------|----------------------|---------------|--------------|-----------------|-------------------|--|-----------|----------------------------|--|
|                      | General Mechanical   | 08/10/2021    | 08/10/2021   | 07/20/2021      | SI2128816         | REPAIR BY<br>OUTSIDE   | 2,314.54  | 20E099 2540 3230 31 000000 | SERVICE/BUDGET MANAGER<br>RESPONSIBILITY/NON-CATEGORICAL/UNRESTRICTE<br>DISTRICT SPECIAL ALLOC/OPERATION<br>MAINTENANCE/REPAIR AND MAINTENANCE<br>SERVICE/BUDGET MANAGER<br>RESPONSIBILITY/NON-CATEGORICAL/UNRESTRICTE |
|                      | General Mechanical   | 08/10/2021    | 08/10/2021   | 07/09/2021      | SI2128071         | REPAIR BY<br>OUTSIDE   | 231.00    | 20E099 2540 3230 31 000000 | SERVICE/BUDGET MANAGER<br>RESPONSIBILITY/NON-CATEGORICAL/UNRESTRICTE<br>DISTRICT SPECIAL ALLOC/OPERATION<br>MAINTENANCE/REPAIR AND MAINTENANCE<br>SERVICE/BUDGET MANAGER<br>RESPONSIBILITY/NON-CATEGORICAL/UNRESTRICTE |
|                      | General Mechanical   | 08/10/2021    | 08/10/2021   | 07/27/2021      | SI2130230         | REPAIR BY<br>OUTSIDE   | 231.00    | 20E099 2540 3230 31 000000 | SERVICE/BUDGET MANAGER<br>RESPONSIBILITY/NON-CATEGORICAL/UNRESTRICTE<br>DISTRICT SPECIAL ALLOC/OPERATION<br>MAINTENANCE/REPAIR AND MAINTENANCE<br>SERVICE/BUDGET MANAGER<br>RESPONSIBILITY/NON-CATEGORICAL/UNRESTRICTE |
| Totals for 212200377 |                      |               |              |                 |                   |  | 5,751.54  |                            |  |
| 212200378            | Hapara               | 08/10/2021    | 08/10/2021   | 06/24/2021      | INV-117814        | Annual<br>software<br>renewal/Instruc<br>tional<br>Management<br>Suite                   | 32,696.00 | 10E009 1110 4700 31 000000 | INFO SYSTEMS AND SERVICES/GENL INSTR<br>ELEM/SOFTWARE/BUDGET MANAGER<br>RESPONSIBILITY/NON-CATEGORICAL/UNRESTRICTE   |
| Totals for 212200378 |                      |               |              |                 |                   |  | 32,696.00 |                            |  |
| 212200379            | Heartland Health Out | 08/10/2021    | 08/10/2021   | 07/31/2021      | 17077             | Interpreting<br>Services for<br>the month of<br>July, 2020.                              | 46.50     | 10E006 1200 3140 31 000000 | EDUC. SERVICES/SPEC ED/PROFESSIONAL<br>SERVICES - INSTR./BUDGET MANAGER<br>RESPONSIBILITY/NON-CATEGORICAL/UNRESTRICTE  |
| Totals for 212200379 |                      |               |              |                 |                   |  | 46.50     |                            |  |
| 212200381            | IAASE                | 08/10/2021    | 08/10/2021   | 07/09/2021      | 20210709 1        | Ed Services -<br>Annual<br>Membership for<br>IASSE for Ed<br>Services<br>Administrators. | 180.00    | 10E006 2330 6400 31 000000 | EDUC. SERVICES/ADMINISTRATIVE<br>SERVICES/DUES AND FEES/BUDGET MANAGER<br>RESPONSIBILITY/NON-CATEGORICAL/UNRESTRICTE   |
|                      | IAASE                | 08/10/2021    | 08/10/2021   | 07/09/2021      | 20210709 2        | Ed Services -<br>Annual<br>Membership for  | 180.00    | 10E006 2330 6400 31 000000 | EDUC. SERVICES/ADMINISTRATIVE<br>SERVICES/DUES AND FEES/BUDGET MANAGER<br>RESPONSIBILITY/NON-CATEGORICAL/UNRESTRICTE   |

| CHECK<br>NUMBER | CHECK<br>VENDOR | CHECK<br>DATE | POST<br>DATE | INVOICE<br>DATE | INVOICE<br>NUMBER | INVOICE<br>DESCRIPTION   | AMOUNT    | ACCOUNT<br>NUMBER          | ACCOUNT<br>DESCRIPTION  |
|-----------------|-----------------|---------------|--------------|-----------------|-------------------|--|-----------|----------------------------|---|
|                 |                 |               |              |                 |                   | IASSE for Ed<br>Services<br>Administrators.  |           |                            |   |
| IAASE           |                 | 08/10/2021    | 08/10/2021   | 07/09/2021      | 20210709 3        | Ed Services -<br>Annual<br>Membership for<br>IASSE for Ed<br>Services<br>Administrators. | 180.00    | 10E006 2330 6400 31 000000 | EDUC. SERVICES/ADMINISTRATIVE<br>SERVICES/DUES AND FEES/BUDGET MANAGER<br>RESPONSIBILITY/NON-CATEGORICAL/UNRESTRICTE  |
| IAASE           |                 | 08/10/2021    | 08/10/2021   | 07/09/2021      | 20210709 4        | Ed Services -<br>Annual<br>Membership for<br>IASSE for Ed<br>Services<br>Administrators. | 180.00    | 10E006 2330 6400 31 000000 | EDUC. SERVICES/ADMINISTRATIVE<br>SERVICES/DUES AND FEES/BUDGET MANAGER<br>RESPONSIBILITY/NON-CATEGORICAL/UNRESTRICTE  |
| IAASE           |                 | 08/10/2021    | 08/10/2021   | 07/09/2021      | 20210709 5        | Ed Services -<br>Annual<br>Membership for<br>IASSE for Ed<br>Services<br>Administrators. | 180.00    | 10E006 2330 6400 31 000000 | EDUC. SERVICES/ADMINISTRATIVE<br>SERVICES/DUES AND FEES/BUDGET MANAGER<br>RESPONSIBILITY/NON-CATEGORICAL/UNRESTRICTE  |
| IAASE           |                 | 08/10/2021    | 08/10/2021   | 07/09/2021      | 20210709 6        | Ed Services -<br>Annual<br>Membership for<br>IASSE for Ed<br>Services<br>Administrators. | 180.00    | 10E006 2330 6400 31 000000 | EDUC. SERVICES/ADMINISTRATIVE<br>SERVICES/DUES AND FEES/BUDGET MANAGER<br>RESPONSIBILITY/NON-CATEGORICAL/UNRESTRICTE  |
|                 |                 |               |              |                 |                   | Totals for 212200381   | 1,080.00  |                            |   |
| 212200382       | IdentiSys Inc   | 08/10/2021    | 08/10/2021   | 07/13/2021      | P118326           | SOFTWARE   | 7,700.00  | 20E099 2540 4700 31 000000 | DISTRICT SPECIAL ALLOC/OPERATION<br>MAINTENANCE/SOFTWARE/BUDGET MANAGER<br>RESPONSIBILITY/NON-CATEGORICAL/UNRESTRICTE |
|                 |                 |               |              |                 |                   | Totals for 212200382   | 7,700.00  |                            |   |
| 212200383       | IdentiSys Inc   | 08/10/2021    | 08/10/2021   | 07/15/2021      | 527703            | 2021-2022<br>Renewal of<br>Student ID<br>System  | 2,950.00  | 10E069 2560 4700 31 000000 | FOOD SERVICE/SCHOOL<br>NUTRITION/SOFTWARE/BUDGET MANAGER<br>RESPONSIBILITY/NON-CATEGORICAL/UNRESTRICTE                |
|                 | IdentiSys Inc   | 08/10/2021    | 08/10/2021   | 07/13/2021      | 527397            | 2021-2022  | 12,315.00 | 10E069 2560 3230 31 000000 | FOOD SERVICE/SCHOOL NUTRITION/REPAIR AND  |

| CHECK<br>NUMBER      | CHECK<br>VENDOR  | CHECK<br>DATE | POST<br>DATE | INVOICE<br>DATE | INVOICE<br>NUMBER | INVOICE<br>DESCRIPTION   | AMOUNT    | ACCOUNT<br>NUMBER          | ACCOUNT<br>DESCRIPTION   |
|----------------------|------------------|---------------|--------------|-----------------|-------------------|--|-----------|----------------------------|--|
|                      |                  |               |              |                 |                   | Renewal of<br>Student ID<br>System                             |           |                            | MAINTENANCE SERVICE/BUDGET MANAGER<br>RESPONSIBILITY/NON-CATEGORICAL/UNRESTRICTE   |
|                      | IdentiSys Inc    | 08/10/2021    | 08/10/2021   | 07/26/2021      | 528781            | Ribbons for ID<br>Printer                                      | 500.00    | 10E069 2560 4100 31 000000 | FOOD SERVICE/SCHOOL NUTRITION/GENERAL<br>SUPPLIES/BUDGET MANAGER<br>RESPONSIBILITY/NON-CATEGORICAL/UNRESTRICTE                                       |
| Totals for 212200383 |                  |               |              |                 |                   |  | 15,765.00 |                            |  |
| 212200384            | Incident IQ, LLC | 08/10/2021    | 08/10/2021   | 07/14/2021      | 00002903          | Student<br>inventory   | 17,514.94 | 10E009 2660 4700 31 499822 | INFO SYSTEMS AND SERVICES/DATA PROCESSING<br>SERVICES/SOFTWARE/BUDGET MANAGER<br>RESPONSIBILITY/ARP - LEA American Rescue<br>Plan                    |
| Totals for 212200384 |                  |               |              |                 |                   |  | 17,514.94 |                            |  |
| 212200385            | ISCORP           | 08/10/2021    | 08/10/2021   | 07/01/2021      | 0717044           | Monthly Fee<br>for Hosting<br>Skyward<br>Student<br>Management | 1,866.00  | 10E009 2660 3190 31 000000 | INFO SYSTEMS AND SERVICES/DATA PROCESSING<br>SERVICES/OTHER PROFESSIONAL & TECH.<br>SER/BUDGET MANAGER<br>RESPONSIBILITY/NON-CATEGORICAL/UNRESTRICTE |
|                      | ISCORP           | 08/10/2021    | 08/10/2021   | 07/01/2021      | 0717148           | Monthly Fee<br>for Hosting<br>Skyward<br>Student<br>Management | 1,395.00  | 10E009 2660 3190 31 000000 | INFO SYSTEMS AND SERVICES/DATA PROCESSING<br>SERVICES/OTHER PROFESSIONAL & TECH.<br>SER/BUDGET MANAGER<br>RESPONSIBILITY/NON-CATEGORICAL/UNRESTRICTE |
| Totals for 212200385 |                  |               |              |                 |                   |  | 3,261.00  |                            |  |
| 212200388            | JC LICHT LLC     | 08/10/2021    | 08/10/2021   | 07/20/2021      | 70127749          | FINISHING/PAINT  | 64.00     | 20E099 2540 4910 31 000000 | DISTRICT SPECIAL ALLOC/OPERATION<br>MAINTENANCE/FINISHING MATERIALS/BUDGET<br>MANAGER<br>RESPONSIBILITY/NON-CATEGORICAL/UNRESTRICTE                  |
|                      | JC LICHT LLC     | 08/10/2021    | 08/10/2021   | 07/20/2021      | 70127783          | FINISHING/PAINT  | 167.00    | 20E099 2540 4910 31 000000 | DISTRICT SPECIAL ALLOC/OPERATION<br>MAINTENANCE/FINISHING MATERIALS/BUDGET<br>MANAGER<br>RESPONSIBILITY/NON-CATEGORICAL/UNRESTRICTE                  |
|                      | JC LICHT LLC     | 08/10/2021    | 08/10/2021   | 07/20/2021      | 70127784          | FINISHING/PAINT  | 492.50    | 20E099 2540 4910 31 000000 | DISTRICT SPECIAL ALLOC/OPERATION<br>MAINTENANCE/FINISHING MATERIALS/BUDGET<br>MANAGER<br>RESPONSIBILITY/NON-CATEGORICAL/UNRESTRICTE                  |
|                      | JC LICHT LLC     | 08/10/2021    | 08/10/2021   | 07/20/2021      | 70127781          | FINISHING/PAINT  | 391.00    | 20E099 2540 4910 31 000000 | DISTRICT SPECIAL ALLOC/OPERATION   |

| CHECK<br>NUMBER | VENDOR | CHECK<br>DATE | POST<br>DATE | INVOICE<br>DATE | INVOICE<br>NUMBER | INVOICE<br>DESCRIPTION | AMOUNT   | ACCOUNT<br>NUMBER          | ACCOUNT<br>DESCRIPTION  |
|-----------------|--------|---------------|--------------|-----------------|-------------------|------------------------|----------|----------------------------|---|
| JC LICHT LLC    |        | 08/10/2021    | 08/10/2021   | 07/20/2021      | 70127790          | FINISHING/PAINT        | 1,803.38 | 20E099 2540 4910 31 000000 | MAINTENANCE/FINISHING MATERIALS/BUDGET<br>MANAGER<br>RESPONSIBILITY/NON-CATEGORICAL/UNRESTRICTE<br>DISTRICT SPECIAL ALLOC/OPERATION |
| JC LICHT LLC    |        | 08/10/2021    | 08/10/2021   | 07/20/2021      | 70127758          | FINISHING/PAINT        | 2,275.00 | 20E099 2540 4910 31 000000 | MAINTENANCE/FINISHING MATERIALS/BUDGET<br>MANAGER<br>RESPONSIBILITY/NON-CATEGORICAL/UNRESTRICTE<br>DISTRICT SPECIAL ALLOC/OPERATION |
| JC LICHT LLC    |        | 08/10/2021    | 08/10/2021   | 07/20/2021      | 70127772          | FINISHING/PAINT        | 1,406.75 | 20E099 2540 4910 31 000000 | MAINTENANCE/FINISHING MATERIALS/BUDGET<br>MANAGER<br>RESPONSIBILITY/NON-CATEGORICAL/UNRESTRICTE<br>DISTRICT SPECIAL ALLOC/OPERATION |
| JC LICHT LLC    |        | 08/10/2021    | 08/10/2021   | 07/20/2021      | 70127771          | FINISHING/PAINT        | 753.25   | 20E099 2540 4910 31 000000 | MAINTENANCE/FINISHING MATERIALS/BUDGET<br>MANAGER<br>RESPONSIBILITY/NON-CATEGORICAL/UNRESTRICTE<br>DISTRICT SPECIAL ALLOC/OPERATION |
| JC LICHT LLC    |        | 08/10/2021    | 08/10/2021   | 07/20/2021      | 70127787          | FINISHING/PAINT        | 1,023.25 | 20E099 2540 4910 31 000000 | MAINTENANCE/FINISHING MATERIALS/BUDGET<br>MANAGER<br>RESPONSIBILITY/NON-CATEGORICAL/UNRESTRICTE<br>DISTRICT SPECIAL ALLOC/OPERATION |
| JC LICHT LLC    |        | 08/10/2021    | 08/10/2021   | 07/20/2021      | 70127751          | FINISHING/PAINT        | 608.00   | 20E099 2540 4910 31 000000 | MAINTENANCE/FINISHING MATERIALS/BUDGET<br>MANAGER<br>RESPONSIBILITY/NON-CATEGORICAL/UNRESTRICTE<br>DISTRICT SPECIAL ALLOC/OPERATION |
| JC LICHT LLC    |        | 08/10/2021    | 08/10/2021   | 07/20/2021      | 70127767          | FINISHING/PAINT        | 1,226.75 | 20E099 2540 4910 31 000000 | MAINTENANCE/FINISHING MATERIALS/BUDGET<br>MANAGER<br>RESPONSIBILITY/NON-CATEGORICAL/UNRESTRICTE<br>DISTRICT SPECIAL ALLOC/OPERATION |
| JC LICHT LLC    |        | 08/10/2021    | 08/10/2021   | 07/20/2021      | 70127762          | FINISHING/PAINT        | 1,420.25 | 20E099 2540 4910 31 000000 | MAINTENANCE/FINISHING MATERIALS/BUDGET<br>MANAGER<br>RESPONSIBILITY/NON-CATEGORICAL/UNRESTRICTE<br>DISTRICT SPECIAL ALLOC/OPERATION |
| JC LICHT LLC    |        | 08/10/2021    | 08/10/2021   | 07/20/2021      | 70127786          | FINISHING/PAINT        | 2,047.25 | 20E099 2540 4910 31 000000 | MAINTENANCE/FINISHING MATERIALS/BUDGET<br>MANAGER<br>RESPONSIBILITY/NON-CATEGORICAL/UNRESTRICTE<br>DISTRICT SPECIAL ALLOC/OPERATION |

| CHECK<br>NUMBER      | CHECK<br>VENDOR      | CHECK<br>DATE | POST<br>DATE | INVOICE<br>DATE | INVOICE<br>NUMBER | INVOICE<br>DESCRIPTION         | AMOUNT     | ACCOUNT<br>NUMBER          | ACCOUNT<br>DESCRIPTION   |
|----------------------|----------------------|---------------|--------------|-----------------|-------------------|--------------------------------|------------|----------------------------|--|
| 212200388            | JC LICHT LLC         | 08/10/2021    | 08/10/2021   | 07/26/2021      | 70127752          | FINISHING/PAINT                | 845.00     | 20E099 2540 4910 31 000000 | DISTRICT SPECIAL ALLOC/OPERATION<br>MAINTENANCE/FINISHING MATERIALS/BUDGET<br>MANAGER<br>RESPONSIBILITY/NON-CATEGORICAL/UNRESTRICTE            |
|                      | JC LICHT LLC         | 08/10/2021    | 08/10/2021   | 07/26/2021      | 70127748          | FINISHING/PAINT                | 94.00      | 20E099 2540 4910 31 000000 | DISTRICT SPECIAL ALLOC/OPERATION<br>MAINTENANCE/FINISHING MATERIALS/BUDGET<br>MANAGER<br>RESPONSIBILITY/NON-CATEGORICAL/UNRESTRICTE            |
|                      | JC LICHT LLC         | 08/10/2021    | 08/10/2021   | 07/26/2021      | 61108611          | FINISHING/PAINT                | 190.00     | 20E099 2540 4910 31 000000 | DISTRICT SPECIAL ALLOC/OPERATION<br>MAINTENANCE/FINISHING MATERIALS/BUDGET<br>MANAGER<br>RESPONSIBILITY/NON-CATEGORICAL/UNRESTRICTE            |
|                      | JC LICHT LLC         | 08/10/2021    | 08/10/2021   | 07/27/2021      | 70129519          | FINISHING/PAINT                | -97.63     | 20E099 2540 4910 31 000000 | DISTRICT SPECIAL ALLOC/OPERATION<br>MAINTENANCE/FINISHING MATERIALS/BUDGET<br>MANAGER<br>RESPONSIBILITY/NON-CATEGORICAL/UNRESTRICTE            |
| Totals for 212200388 |                      |               |              |                 |                   |                                | 14,709.75  |                            |  |
| 212200389            | Johnson Floor Co     | 08/10/2021    | 08/10/2021   | 07/30/2021      | 41183C            | OTHER<br>PURCHASED<br>SERVICES | 8,772.00   | 20E243 2530 3900 31 000000 | HOLMES/FACILITES ACQUISITION<br>CONSTRUC/OTHER PURCHASED SERVICES/BUDGET<br>MANAGER<br>RESPONSIBILITY/NON-CATEGORICAL/UNRESTRICTE              |
|                      | Johnson Floor Co     | 08/10/2021    | 08/10/2021   | 07/30/2021      | 41183A            | CAPITAL<br>PROJECTS            | 119,494.29 | 60E243 2530 5300 30 000000 | HOLMES/FACILITES ACQUISITION<br>CONSTRUC/BUILDING IMPROVEMENTS/DISTRICT<br>RESPONSIBILITY/NON-CATEGORICAL/UNRESTRICTE                          |
|                      | Johnson Floor Co     | 08/10/2021    | 08/10/2021   | 07/30/2021      | 41183B            | REPAIR BY<br>OUTSIDE           | 5,688.00   | 20E099 2540 3230 31 000000 | DISTRICT SPECIAL ALLOC/OPERATION<br>MAINTENANCE/REPAIR AND MAINTENANCE<br>SERVICE/BUDGET MANAGER<br>RESPONSIBILITY/NON-CATEGORICAL/UNRESTRICTE |
|                      | Johnson Floor Co     | 08/10/2021    | 08/10/2021   | 07/30/2021      | 41183D            | REPAIR BY<br>OUTSIDE           | 8,780.00   | 20E099 2540 3230 31 000000 | DISTRICT SPECIAL ALLOC/OPERATION<br>MAINTENANCE/REPAIR AND MAINTENANCE<br>SERVICE/BUDGET MANAGER<br>RESPONSIBILITY/NON-CATEGORICAL/UNRESTRICTE |
| Totals for 212200389 |                      |               |              |                 |                   |                                | 142,734.29 |                            |  |
| 212200390            | Johnson Controls Sec | 08/10/2021    | 08/10/2021   | 06/18/2021      | 36034018          | Credit                         | -378.00    | 20E133 2530 3900 31 000000 | RIDGE/FACILITES ACQUISITION CONSTRUC/OTHER<br>PURCHASED SERVICES/BUDGET MANAGER<br>RESPONSIBILITY/NON-CATEGORICAL/UNRESTRICTE                  |
|                      | Johnson Controls Sec | 08/10/2021    | 08/10/2021   | 07/10/2021      | 36122161          | OTHER PROPERTY                 | 378.00     | 20E001 2540 3290 31 000000 | ADMINSTRATION BLG/OPERATION  |



| CHECK NUMBER | CHECK VENDOR         | CHECK DATE | POST DATE  | INVOICE DATE | INVOICE NUMBER | INVOICE DESCRIPTION                | AMOUNT    | ACCOUNT NUMBER             | ACCOUNT DESCRIPTION   |
|--------------|----------------------|------------|------------|--------------|----------------|------------------------------------|-----------|----------------------------|---|
|              |                      |            |            |              |                | SERVICES                           |           |                            | MAINTENANCE/OTHER PROPERTY SERVICES/BUDGET MANAGER  |
|              | Johnson Controls Sec | 08/10/2021 | 08/10/2021 | 07/20/2021   | 36151029       | REPAIR BY OUTSIDE                  | 1,380.00  | 20E099 2540 3230 31 000000 | RESPONSIBILITY/NON-CATEGORICAL/UNRESTRICTE DISTRICT SPECIAL ALLOC/OPERATION MAINTENANCE/REPAIR AND MAINTENANCE SERVICE/BUDGET MANAGER |
|              |                      |            |            |              |                | Totals for 212200390               | 1,380.00  |                            | RESPONSIBILITY/NON-CATEGORICAL/UNRESTRICTE  |
| 212200391    | Johnson Controls     | 08/10/2021 | 08/10/2021 | 07/22/2021   | 87961066       | REPAIR BY OUTSIDE                  | 751.00    | 20E099 2540 3230 31 000000 | DISTRICT SPECIAL ALLOC/OPERATION MAINTENANCE/REPAIR AND MAINTENANCE SERVICE/BUDGET MANAGER  |
|              |                      |            |            |              |                | Totals for 212200391               | 751.00    |                            | RESPONSIBILITY/NON-CATEGORICAL/UNRESTRICTE  |
| 212200392    | K&M Printing Co Inc  | 08/10/2021 | 08/10/2021 | 07/14/2021   | 25909          | Free and Reduced Meal Applications | 1,195.00  | 10E069 2560 3600 31 000000 | FOOD SERVICE/SCHOOL NUTRITION/PRINTING AND BINDING/BUDGET MANAGER   |
|              | K&M Printing Co Inc  | 08/10/2021 | 08/10/2021 | 07/21/2021   | 26059          | printing                           | 65.00     | 10E009 2630 3600 31 000000 | RESPONSIBILITY/NON-CATEGORICAL/UNRESTRICTE INFO SYSTEMS AND SERVICES/PUBLIC INFO SERVICES/PRINTING AND BINDING/BUDGET MANAGER         |
|              | K&M Printing Co Inc  | 08/10/2021 | 08/10/2021 | 07/28/2021   | 26367          | Printing                           | 785.00    | 10E009 2630 3600 31 000000 | RESPONSIBILITY/NON-CATEGORICAL/UNRESTRICTE INFO SYSTEMS AND SERVICES/PUBLIC INFO SERVICES/PRINTING AND BINDING/BUDGET MANAGER         |
|              |                      |            |            |              |                | Totals for 212200392               | 2,045.00  |                            | RESPONSIBILITY/NON-CATEGORICAL/UNRESTRICTE  |
| 212200393    | Konica Minolta Premi | 08/10/2021 | 08/10/2021 | 07/31/2021   | 38226856       | Monthly Copier Lease               | 23,905.00 | 10E005 2570 3250 31 000000 | BUSINESS SERVICES/INTERNAL SERVICES/RENTALS/BUDGET MANAGER  |
|              |                      |            |            |              |                | Totals for 212200393               | 23,905.00 |                            | RESPONSIBILITY/NON-CATEGORICAL/UNRESTRICTE  |
| 212200394    | Lakeshore Learning M | 08/10/2021 | 08/10/2021 | 07/28/2021   | 3950500721     | General supplies                   | 80.49     | 10E128 1110 4100 31 000000 | FROST/GENL INSTR ELEM/GENERAL SUPPLIES/BUDGET MANAGER   |
|              |                      |            |            |              |                | Totals for 212200394               | 80.49     |                            | RESPONSIBILITY/NON-CATEGORICAL/UNRESTRICTE  |
| 212200395    | Learning A-Z         | 08/10/2021 | 08/10/2021 | 07/16/2021   | 4006118        | Ed Services -                      | 826.00    | 10E006 1200 4700 31 000000 | EDUC. SERVICES/SPEC ED/SOFTWARE/BUDGET  |

| CHECK<br>NUMBER | VENDOR          | CHECK<br>DATE | POST<br>DATE | INVOICE<br>DATE | INVOICE<br>NUMBER    | INVOICE<br>DESCRIPTION  | AMOUNT   | ACCOUNT<br>NUMBER          | ACCOUNT<br>DESCRIPTION   |
|-----------------|-----------------|---------------|--------------|-----------------|----------------------|---|----------|----------------------------|--|
|                 |                 |               |              |                 |                      | Subscription<br>renewal for<br>Reading A-Z<br>classroom<br>Licenses |          |                            | MANAGER<br>RESPONSIBILITY/NON-CATEGORICAL/UNRESTRICTE  |
|                 |                 |               |              |                 | Totals for 212200395 |   | 826.00   |                            |  |
| 212200396       | Locker Shop     | 08/10/2021    | 08/10/2021   | 07/07/2021      | 88136                | Double sided<br>Grove Flag  | 190.00   | 10E242 2410 4100 31 000000 | GROVE/OFFICE OF PRINCIPAL/GENERAL<br>SUPPLIES/BUDGET MANAGER<br>RESPONSIBILITY/NON-CATEGORICAL/UNRESTRICTE                           |
|                 |                 |               |              |                 | Totals for 212200396 |   | 190.00   |                            |  |
| 212200397       | Maggio, Carolyn | 08/10/2021    | 08/10/2021   | 07/30/2021      | 20210730             | travel expense  | 9.41     | 10E009 2630 3320 31 000000 | INFO SYSTEMS AND SERVICES/PUBLIC INFO<br>SERVICES/TRAVEL EXPENSES/BUDGET MANAGER<br>RESPONSIBILITY/NON-CATEGORICAL/UNRESTRICTE       |
|                 |                 |               |              |                 | Totals for 212200397 |   | 9.41     |                            |  |
| 212200398       | Marous & Co     | 08/10/2021    | 08/10/2021   | 07/14/2021      | 21-085               | Appraisal<br>Report   | 4,500.00 | 10E005 2311 3190 30 000000 | BUSINESS SERVICES/SERVICE AREA<br>DIRECTION/OTHER PROFESSIONAL & TECH.<br>SER/DISTRICT<br>RESPONSIBILITY/NON-CATEGORICAL/UNRESTRICTE |
|                 | Marous & Co     | 08/10/2021    | 08/10/2021   | 07/14/2021      | 21-084               | Appraisal<br>Report   | 4,500.00 | 10E005 2311 3190 30 000000 | BUSINESS SERVICES/SERVICE AREA<br>DIRECTION/OTHER PROFESSIONAL & TECH.<br>SER/DISTRICT<br>RESPONSIBILITY/NON-CATEGORICAL/UNRESTRICTE |
|                 |                 |               |              |                 | Totals for 212200398 |   | 9,000.00 |                            |  |
| 212200399       | Mobile Mini Inc | 08/10/2021    | 08/10/2021   | 07/06/2021      | 9010984537           | Standard Tri<br>Cam Container                                       | 155.00   | 20E242 2540 3250 31 499820 | GROVE/OPERATION MAINTENANCE/RENTALS/BUDGET<br>MANAGER RESPONSIBILITY/SCHOOL EMERGENCY<br>RELIEF GRANT                                |
|                 | Mobile Mini Inc | 08/10/2021    | 08/10/2021   | 07/06/2021      | 9010984536           | Premium Tunnel<br>Container   | 155.00   | 20E243 2540 3250 31 499820 | HOLMES/OPERATION<br>MAINTENANCE/RENTALS/BUDGET MANAGER<br>RESPONSIBILITY/SCHOOL EMERGENCY RELIEF<br>GRANT                            |
|                 | Mobile Mini Inc | 08/10/2021    | 08/10/2021   | 07/14/2021      | 9011052254           | Standard Tri<br>Cam Container                                       | 155.00   | 20E243 2540 3250 31 499820 | HOLMES/OPERATION<br>MAINTENANCE/RENTALS/BUDGET MANAGER<br>RESPONSIBILITY/SCHOOL EMERGENCY RELIEF<br>GRANT                            |
|                 | Mobile Mini Inc | 08/10/2021    | 08/10/2021   | 07/14/2021      | 9011052253           | Standard Tri  | 155.00   | 20E243 2540 3250 31 499820 | HOLMES/OPERATION   |

| CHECK NUMBER | CHECK VENDOR         | CHECK DATE | POST DATE  | INVOICE DATE | INVOICE NUMBER | INVOICE DESCRIPTION  | AMOUNT     | ACCOUNT NUMBER             | ACCOUNT DESCRIPTION   |
|--------------|----------------------|------------|------------|--------------|----------------|--|------------|----------------------------|---|
|              |                      |            |            |              |                | Cam Container  |            |                            | MAINTENANCE/RENTALS/BUDGET MANAGER<br>RESPONSIBILITY/SCHOOL EMERGENCY RELIEF GRANT  |
|              |                      |            |            |              |                | Totals for 212200399   | 620.00     |                            |   |
| 212200400    | Mt Prospect Paint In | 08/10/2021 | 08/10/2021 | 06/18/2021   | 00093020       | FINISHING/PAINT  | 434.90     | 20E099 2540 4910 31 000000 | DISTRICT SPECIAL ALLOC/OPERATION<br>MAINTENANCE/FINISHING MATERIALS/BUDGET<br>MANAGER<br>RESPONSIBILITY/NON-CATEGORICAL/UNRESTRICTE |
|              |                      |            |            |              |                | Totals for 212200400   | 434.90     |                            |   |
| 212200401    | Nearpod              | 08/10/2021 | 08/10/2021 | 07/19/2021   | INV41831       | Software   | 35,270.40  | 10E009 2220 4700 31 499822 | INFO SYSTEMS AND SERVICES/INNOVATIVE<br>LEARNING/SOFTWARE/BUDGET MANAGER<br>RESPONSIBILITY/ARP - LEA American Rescue<br>Plan        |
|              |                      |            |            |              |                | Totals for 212200401   | 35,270.40  |                            |   |
| 212200402    | Nelco                | 08/10/2021 | 08/10/2021 | 07/23/2021   | 7591319        | Tax Forms  | 568.59     | 10E005 2520 3600 31 000000 | BUSINESS SERVICES/FISCAL SERVICES/PRINTING<br>AND BINDING/BUDGET MANAGER<br>RESPONSIBILITY/NON-CATEGORICAL/UNRESTRICTE              |
|              |                      |            |            |              |                | Totals for 212200402   | 568.59     |                            |   |
| 212200403    | New Precision Techno | 08/10/2021 | 08/10/2021 | 07/26/2021   | 0393330201     | School<br>supply/Laminati<br>ng film<br>***Attention<br>Lorena<br>Rodriguez*** | 583.92     | 10E134 1110 4100 31 000000 | RUPLEY/GENL INSTR ELEM/GENERAL<br>SUPPLIES/BUDGET MANAGER<br>RESPONSIBILITY/NON-CATEGORICAL/UNRESTRICTE                             |
|              |                      |            |            |              |                | Totals for 212200403   | 583.92     |                            |   |
| 212200404    | Nicholas And Associa | 08/10/2021 | 08/10/2021 | 07/30/2021   | 20210730-5     | Secure<br>Vestibule<br>Renovations   | 233,998.66 | 60E123 2530 5300 30 000000 | CLEARMONT/FACILITES ACQUISITION<br>CONSTRUC/BUILDING IMPROVEMENTS/DISTRICT<br>RESPONSIBILITY/NON-CATEGORICAL/UNRESTRICTE            |
|              | Nicholas And Associa | 08/10/2021 | 08/10/2021 | 07/30/2021   | 20210730-5     | Secure<br>Vestibule<br>Renovations   | 233,998.67 | 60E121 2530 5300 30 000000 | BRENTWOOD/FACILITES ACQUISITION<br>CONSTRUC/BUILDING IMPROVEMENTS/DISTRICT<br>RESPONSIBILITY/NON-CATEGORICAL/UNRESTRICTE            |
|              | Nicholas And Associa | 08/10/2021 | 08/10/2021 | 07/30/2021   | 20210730-5     | Secure<br>Vestibule<br>Renovations   | 233,998.67 | 60E132 2530 5300 30 000000 | LOW/FACILITES ACQUISITION<br>CONSTRUC/BUILDING IMPROVEMENTS/DISTRICT<br>RESPONSIBILITY/NON-CATEGORICAL/UNRESTRICTE                  |

| CHECK NUMBER         | CHECK VENDOR         | CHECK DATE | POST DATE  | INVOICE DATE | INVOICE NUMBER | INVOICE DESCRIPTION                             | AMOUNT     | ACCOUNT NUMBER             | ACCOUNT DESCRIPTION   |
|----------------------|----------------------|------------|------------|--------------|----------------|---|------------|----------------------------|---|
| 212200404            | Nicholas And Associa | 08/10/2021 | 08/10/2021 | 07/28/2021   | 6225-7         | Secured Vestibule Renovations at Multiple Sites | 7,564.33   | 60E123 2530 3190 30 000000 | CLEARMONT/FACILITES ACQUISITION CONSTRUC/OTHER PROFESSIONAL & TECH. SER/DISTRICT RESPONSIBILITY/NON-CATEGORICAL/UNRESTRICTE |
|                      | Nicholas And Associa | 08/10/2021 | 08/10/2021 | 07/28/2021   | 6225-7         | Secured Vestibule Renovations at Multiple Sites | 7,564.34   | 60E121 2530 3190 30 000000 | BRENTWOOD/FACILITES ACQUISITION CONSTRUC/OTHER PROFESSIONAL & TECH. SER/DISTRICT RESPONSIBILITY/NON-CATEGORICAL/UNRESTRICTE |
|                      | Nicholas And Associa | 08/10/2021 | 08/10/2021 | 07/28/2021   | 6225-7         | Secured Vestibule Renovations at Multiple Sites | 7,564.33   | 60E132 2530 3190 30 000000 | LOW/FACILITES ACQUISITION CONSTRUC/OTHER PROFESSIONAL & TECH. SER/DISTRICT RESPONSIBILITY/NON-CATEGORICAL/UNRESTRICTE       |
|                      | Nicholas And Associa | 08/10/2021 | 08/10/2021 | 07/28/2021   | 6386           | Secured Vestibule Renovations at Multiple Sites | 5,642.15   | 60E121 2530 5300 30 000000 | BRENTWOOD/FACILITES ACQUISITION CONSTRUC/BUILDING IMPROVEMENTS/DISTRICT RESPONSIBILITY/NON-CATEGORICAL/UNRESTRICTE          |
|                      | Nicholas And Associa | 08/10/2021 | 08/10/2021 | 07/28/2021   | 6386           | Secured Vestibule Renovations at Multiple Sites | 5,642.15   | 60E123 2530 5300 30 000000 | CLEARMONT/FACILITES ACQUISITION CONSTRUC/BUILDING IMPROVEMENTS/DISTRICT RESPONSIBILITY/NON-CATEGORICAL/UNRESTRICTE          |
|                      | Nicholas And Associa | 08/10/2021 | 08/10/2021 | 07/28/2021   | 6386           | Secured Vestibule Renovations at Multiple Sites | 5,642.14   | 60E132 2530 5300 30 000000 | LOW/FACILITES ACQUISITION CONSTRUC/BUILDING IMPROVEMENTS/DISTRICT RESPONSIBILITY/NON-CATEGORICAL/UNRESTRICTE                |
| Totals for 212200404 |                      |            |            |              |                |   | 741,615.44 |                            |   |
| 212200405            | Nora Systems Inc     | 08/10/2021 | 08/10/2021 | 07/17/2021   | 20997695       | TILE  | 8,801.49   | 20E099 2540 4981 31 000000 | DISTRICT SPECIAL ALLOC/OPERATION MAINTENANCE/CARPENTRY SUPPLIES/BUDGET MANAGER RESPONSIBILITY/NON-CATEGORICAL/UNRESTRICTE   |
| Totals for 212200405 |                      |            |            |              |                |   | 8,801.49   |                            |   |
| 212200406            | Northwest Suburban S | 08/10/2021 | 08/10/2021 | 07/13/2021   | 7460           | D/HH Evaluations - NSSEO                        | 27,900.00  | 10E006 4125 3110 31 000000 | EDUC. SERVICES/NSSEO/PROFESSIONAL SERVICES - ADMIN./BUDGET MANAGER RESPONSIBILITY/NON-CATEGORICAL/UNRESTRICTE               |
| Totals for 212200406 |                      |            |            |              |                |   | 27,900.00  |                            |   |
| 212200407            | Notable Inc          | 08/10/2021 | 08/10/2021 | 07/14/2021   | 212881         | Software  | 13,200.00  | 10E009 2220 4700 31 499822 | INFO SYSTEMS AND SERVICES/INNOVATIVE LEARNING/SOFTWARE/BUDGET MANAGER   |

| CHECK<br>NUMBER      | VENDOR               | CHECK<br>DATE | POST<br>DATE | INVOICE<br>DATE | INVOICE<br>NUMBER | INVOICE<br>DESCRIPTION                           | AMOUNT    | ACCOUNT<br>NUMBER          | ACCOUNT<br>DESCRIPTION  |
|----------------------|----------------------|---------------|--------------|-----------------|-------------------|--|-----------|----------------------------|---|
|                      |                      |               |              |                 |                   |  |           |                            | RESPONSIBILITY/ARP - LEA American Rescue Plan   |
| Totals for 212200407 |                      |               |              |                 |                   |  | 13,200.00 |                            |   |
| 212200409            | Office Depot         | 08/10/2021    | 08/10/2021   | 07/02/2021      | 1811462560        | Admin Supplies                                   | 60.19     | 10E006 2330 4100 31 000000 | EDUC. SERVICES/ADMINISTRATIVE SERVICES/GENERAL SUPPLIES/BUDGET MANAGER  |
|                      | Office Depot         | 08/10/2021    | 08/10/2021   | 07/07/2021      | 1816823850        | Office Supplies                                  | 18.80     | 10E003 2640 4100 31 000000 | RESPONSIBILITY/NON-CATEGORICAL/UNRESTRICTED HUMAN RESOURCES/HUMAN RESOURCES/GENERAL SUPPLIES/BUDGET MANAGER                           |
|                      | Office Depot         | 08/10/2021    | 08/10/2021   | 07/14/2021      | 1832650920        | Office Supplies                                  | 34.17     | 10E003 2640 4100 31 000000 | RESPONSIBILITY/NON-CATEGORICAL/UNRESTRICTED HUMAN RESOURCES/HUMAN RESOURCES/GENERAL SUPPLIES/BUDGET MANAGER                           |
|                      | Office Depot         | 08/10/2021    | 08/10/2021   | 07/08/2021      | 1825527960        | Office Supplies                                  | 49.58     | 10E073 2191 4100 31 000000 | RESPONSIBILITY/NON-CATEGORICAL/UNRESTRICTED INSTRUCTION SUPPORT SERVICES/SUPPORT PROGRAMS/GENERAL SUPPLIES/BUDGET MANAGER             |
|                      | Office Depot         | 08/10/2021    | 08/10/2021   | 07/07/2021      | 1688154480        | ELC Supplies                                     | 112.50    | 10E079 1225 4100 31 000000 | RESPONSIBILITY/NON-CATEGORICAL/UNRESTRICTED EARLY CHILDHOOD/PRE K SPECIAL ED/GENERAL SUPPLIES/BUDGET MANAGER                          |
|                      | Office Depot         | 08/10/2021    | 08/10/2021   | 07/02/2021      | 1809610470        | permanent file folders for student file (purple) | 20.62     | 10E135 1110 4100 31 000000 | RESPONSIBILITY/NON-CATEGORICAL/UNRESTRICTED SALT CREEK/GENL INSTR ELEM/GENERAL SUPPLIES/BUDGET MANAGER                                |
|                      | Office Depot         | 08/10/2021    | 08/10/2021   | 07/07/2021      | 1816820130        | pens   | 43.85     | 10E002 2320 4100 31 000000 | RESPONSIBILITY/NON-CATEGORICAL/UNRESTRICTED SUPERINTENDENT/BOARD OF ED/EXECUTIVE ADMINISTRATION SERVI/GENERAL SUPPLIES/BUDGET MANAGER |
|                      | Office Depot         | 08/10/2021    | 08/10/2021   | 07/27/2021      | 1853795590        | ELC Supplies                                     | 81.26     | 10E079 1225 4100 31 000000 | RESPONSIBILITY/NON-CATEGORICAL/UNRESTRICTED EARLY CHILDHOOD/PRE K SPECIAL ED/GENERAL SUPPLIES/BUDGET MANAGER                          |
| Totals for 212200409 |                      |               |              |                 |                   |  | 420.97    |                            |   |
| 212200410            | Pear Deck Inc        | 08/10/2021    | 08/10/2021   | 07/13/2021      | INV37623          | Software   | 17,050.00 | 10E009 2220 4700 31 499822 | INFO SYSTEMS AND SERVICES/INNOVATIVE LEARNING/SOFTWARE/BUDGET MANAGER   |
| Totals for 212200410 |                      |               |              |                 |                   |  | 17,050.00 |                            | RESPONSIBILITY/ARP - LEA American Rescue Plan   |
| 212200411            | Pearson Clinical Ass | 08/10/2021    | 08/10/2021   | 07/13/2021      | 14763163          | Ed Services -                                    | 10,470.00 | 10E006 2140 4700 31 000000 | EDUC. SERVICES/PSYCHOLOGICAL  |

| CHECK<br>NUMBER | CHECK<br>VENDOR      | CHECK<br>DATE | POST<br>DATE | INVOICE<br>DATE | INVOICE<br>NUMBER | INVOICE<br>DESCRIPTION  | AMOUNT    | ACCOUNT<br>NUMBER          | ACCOUNT<br>DESCRIPTION  |
|-----------------|----------------------|---------------|--------------|-----------------|-------------------|---|-----------|----------------------------|---|
|                 |                      |               |              |                 |                   | DALS Complete<br>Yearly<br>Subscription<br>renewal<br>(Q-interactive) |           |                            | SERVICES/SOFTWARE/BUDGET MANAGER<br>RESPONSIBILITY/NON-CATEGORICAL/UNRESTRICTE  |
|                 |                      |               |              |                 |                   | Totals for 212200411  | 10,470.00 |                            |   |
| 212200412       | Quinlan & Fabish     | 08/10/2021    | 08/10/2021   | 07/16/2021      | 12760708          | Instrument<br>Rentals<br>7/02/21 to<br>8/01/21                        | 860.00    | 10E005 2570 3250 31 000000 | BUSINESS SERVICES/INTERNAL<br>SERVICES/RENTALS/BUDGET MANAGER<br>RESPONSIBILITY/NON-CATEGORICAL/UNRESTRICTE                         |
|                 |                      |               |              |                 |                   | Totals for 212200412  | 860.00    |                            |   |
| 212200413       | Renaissance Learning | 08/10/2021    | 08/10/2021   | 05/25/2021      | INV5203048        | Accelerated<br>Reader   | 4,725.00  | 10E245 1120 4700 31 000000 | FRIENDSHIP/GENL INSTR JR<br>HIGH/SOFTWARE/BUDGET MANAGER<br>RESPONSIBILITY/NON-CATEGORICAL/UNRESTRICTE                              |
|                 |                      |               |              |                 |                   | Totals for 212200413  | 4,725.00  |                            |   |
| 212200414       | Republic Services In | 08/10/2021    | 08/10/2021   | 06/20/2021      | 0551-01518        | SANITATION  | 4,231.76  | 20E099 2540 3210 31 000000 | DISTRICT SPECIAL ALLOC/OPERATION<br>MAINTENANCE/SANITATION SERVICES/BUDGET<br>MANAGER<br>RESPONSIBILITY/NON-CATEGORICAL/UNRESTRICTE |
|                 |                      |               |              |                 |                   | Totals for 212200414  | 4,231.76  |                            |   |
| 212200415       | Robertson, Ashley    | 08/10/2021    | 08/10/2021   | 07/28/2021      | 20210728          | Mileage<br>Reimbursement  | 35.50     | 10E078 2330 3320 31 000000 | SOCIAL EMOTIONAL LEARNING/ADMINISTRATIVE<br>SERVICES/TRAVEL EXPENSES/BUDGET MANAGER<br>RESPONSIBILITY/NON-CATEGORICAL/UNRESTRICTE   |
|                 |                      |               |              |                 |                   | Totals for 212200415  | 35.50     |                            |   |
| 212200416       | Sampson, Justin      | 08/10/2021    | 08/10/2021   | 07/31/2021      | 20210731          | travel expense  | 11.70     | 10E009 2630 3320 31 000000 | INFO SYSTEMS AND SERVICES/PUBLIC INFO<br>SERVICES/TRAVEL EXPENSES/BUDGET MANAGER<br>RESPONSIBILITY/NON-CATEGORICAL/UNRESTRICTE      |
|                 |                      |               |              |                 |                   | Totals for 212200416  | 11.70     |                            |   |
| 212200417       | School Health Corp   | 08/10/2021    | 08/10/2021   | 07/12/2021      | 3936588-00        | AED<br>Maintenance  | 16,779.00 | 10E006 2130 3230 31 000000 | EDUC. SERVICES/HEALTH SERVICES/REPAIR AND<br>MAINTENANCE SERVICE/BUDGET MANAGER<br>RESPONSIBILITY/NON-CATEGORICAL/UNRESTRICTE       |
|                 |                      |               |              |                 |                   | Totals for 212200417  | 16,779.00 |                            |   |

| CHECK<br>NUMBER      | CHECK<br>VENDOR      | CHECK<br>DATE | POST<br>DATE | INVOICE<br>DATE | INVOICE<br>NUMBER | INVOICE<br>DESCRIPTION     | AMOUNT    | ACCOUNT<br>NUMBER          | ACCOUNT<br>DESCRIPTION  |
|----------------------|----------------------|---------------|--------------|-----------------|-------------------|----------------------------|-----------|----------------------------|---|
| 212200418            | School Specialty LLC | 08/10/2021    | 08/10/2021   | 07/10/2021      | 2025017824        | Decodable<br>Order         | 23,422.50 | 10E073 1110 4100 31 499821 | INSTRUCTION SUPPORT SERVICES/GENL INSTR<br>ELEM/GENERAL SUPPLIES/BUDGET MANAGER<br>RESPONSIBILITY/SCHOOL EMERGENCY RELIEF GRA<br>II |
| Totals for 212200418 |                      |               |              |                 |                   |                            | 23,422.50 |                            |   |
| 212200420            | Seasonal Concepts La | 08/10/2021    | 08/10/2021   | 07/09/2021      | 184186            | OTHER PROPERTY<br>SERVICES | 690.00    | 20E242 2540 3290 31 000000 | GROVE/OPERATION MAINTENANCE/OTHER PROPERTY<br>SERVICES/BUDGET MANAGER<br>RESPONSIBILITY/NON-CATEGORICAL/UNRESTRICTE                 |
|                      | Seasonal Concepts La | 08/10/2021    | 08/10/2021   | 07/16/2021      | 184185            | OTHER PROPERTY<br>SERVICES | 2,621.00  | 20E242 2540 3290 31 000000 | GROVE/OPERATION MAINTENANCE/OTHER PROPERTY<br>SERVICES/BUDGET MANAGER<br>RESPONSIBILITY/NON-CATEGORICAL/UNRESTRICTE                 |
|                      | Seasonal Concepts La | 08/10/2021    | 08/10/2021   | 07/18/2021      | 184188            | OTHER PROPERTY<br>SERVICES | 3,600.00  | 20E242 2540 3290 31 000000 | GROVE/OPERATION MAINTENANCE/OTHER PROPERTY<br>SERVICES/BUDGET MANAGER<br>RESPONSIBILITY/NON-CATEGORICAL/UNRESTRICTE                 |
|                      | Seasonal Concepts La | 08/10/2021    | 08/10/2021   | 07/24/2021      | 184187            | OTHER PROPERTY<br>SERVICES | 2,869.00  | 20E242 2540 3290 31 000000 | GROVE/OPERATION MAINTENANCE/OTHER PROPERTY<br>SERVICES/BUDGET MANAGER<br>RESPONSIBILITY/NON-CATEGORICAL/UNRESTRICTE                 |
|                      | Seasonal Concepts La | 08/10/2021    | 08/10/2021   | 07/07/2021      | 184183            | OTHER SUPPLIES             | 2,750.00  | 20E242 2540 3290 31 000000 | GROVE/OPERATION MAINTENANCE/OTHER PROPERTY<br>SERVICES/BUDGET MANAGER<br>RESPONSIBILITY/NON-CATEGORICAL/UNRESTRICTE                 |
|                      | Seasonal Concepts La | 08/10/2021    | 08/10/2021   | 07/13/2021      | 184184            | REPAIR BY<br>OUTSIDE       | 7,794.00  | 20E242 2540 3230 31 000000 | GROVE/OPERATION MAINTENANCE/REPAIR AND<br>MAINTENANCE SERVICE/BUDGET MANAGER<br>RESPONSIBILITY/NON-CATEGORICAL/UNRESTRICTE          |
|                      | Seasonal Concepts La | 08/10/2021    | 08/10/2021   | 07/01/2021      | 184182            | OTHER SUPPLIES             | 4,880.00  | 20E242 2540 3290 31 000000 | GROVE/OPERATION MAINTENANCE/OTHER PROPERTY<br>SERVICES/BUDGET MANAGER<br>RESPONSIBILITY/NON-CATEGORICAL/UNRESTRICTE                 |
| Totals for 212200420 |                      |               |              |                 |                   |                            | 25,204.00 |                            |   |
| 212200421            | Sherwin Williams     | 08/10/2021    | 08/10/2021   | 07/22/2021      | 7236-3            | FINISHING/PAINT            | 1,151.16  | 20E099 2540 4910 31 000000 | DISTRICT SPECIAL ALLOC/OPERATION<br>MAINTENANCE/FINISHING MATERIALS/BUDGET<br>MANAGER<br>RESPONSIBILITY/NON-CATEGORICAL/UNRESTRICTE |
| Totals for 212200421 |                      |               |              |                 |                   |                            | 1,151.16  |                            |   |
| 212200422            | State Industrial Pro | 08/10/2021    | 08/10/2021   | 06/28/2021      | 902039947         | HVAC                       | 1,058.28  | 20E099 2540 4940 31 000000 | DISTRICT SPECIAL ALLOC/OPERATION<br>MAINTENANCE/HVAC SUPPLIES/BUDGET MANAGER<br>RESPONSIBILITY/NON-CATEGORICAL/UNRESTRICTE          |
|                      | State Industrial Pro | 08/10/2021    | 08/10/2021   | 07/16/2021      | 902063536         | HVAC                       | 1,621.27  | 20E099 2540 4940 31 000000 | DISTRICT SPECIAL ALLOC/OPERATION  |

| CHECK<br>NUMBER      | CHECK<br>VENDOR      | CHECK<br>DATE | POST<br>DATE | INVOICE<br>DATE | INVOICE<br>NUMBER | INVOICE<br>DESCRIPTION                | AMOUNT   | ACCOUNT<br>NUMBER          | ACCOUNT<br>DESCRIPTION   |
|----------------------|----------------------|---------------|--------------|-----------------|-------------------|---------------------------------------|----------|----------------------------|--|
|                      | State Industrial Pro | 08/10/2021    | 08/10/2021   | 07/14/2021      | 902059355         | HVAC                                  | 8.61     | 20E099 2540 4940 31 000000 | MAINTENANCE/HVAC SUPPLIES/BUDGET MANAGER<br>RESPONSIBILITY/NON-CATEGORICAL/UNRESTRICTE<br>DISTRICT SPECIAL ALLOC/OPERATION                     |
|                      | State Industrial Pro | 08/10/2021    | 08/10/2021   | 07/21/2021      | 902068814         | HVAC                                  | 844.40   | 20E099 2540 4940 31 000000 | MAINTENANCE/HVAC SUPPLIES/BUDGET MANAGER<br>RESPONSIBILITY/NON-CATEGORICAL/UNRESTRICTE<br>DISTRICT SPECIAL ALLOC/OPERATION                     |
|                      | State Industrial Pro | 08/10/2021    | 08/10/2021   | 07/28/2021      | 902078613         | HVAC                                  | 2,040.79 | 20E099 2540 4940 31 000000 | MAINTENANCE/HVAC SUPPLIES/BUDGET MANAGER<br>RESPONSIBILITY/NON-CATEGORICAL/UNRESTRICTE<br>DISTRICT SPECIAL ALLOC/OPERATION                     |
|                      | State Industrial Pro | 08/10/2021    | 08/10/2021   | 07/27/2021      | 902076762         | HVAC                                  | 419.52   | 20E099 2540 4940 31 000000 | MAINTENANCE/HVAC SUPPLIES/BUDGET MANAGER<br>RESPONSIBILITY/NON-CATEGORICAL/UNRESTRICTE<br>DISTRICT SPECIAL ALLOC/OPERATION                     |
| Totals for 212200422 |                      |               |              |                 |                   |                                       | 5,992.87 |                            |  |
| 212200423            | SUPPLYWORKS          | 08/10/2021    | 08/10/2021   | 07/15/2021      | 2525625 40        | SM EQUIP<br>PARTS/GENERAL<br>SUPPLIES | 1,194.60 | 20E099 2540 4975 31 000000 | DISTRICT SPECIAL ALLOC/OPERATION<br>MAINTENANCE/SMALL EQUIPMENT REPAIR<br>SUPPLIE/BUDGET MANAGER<br>RESPONSIBILITY/NON-CATEGORICAL/UNRESTRICTE |
|                      | SUPPLYWORKS          | 08/10/2021    | 08/10/2021   | 07/15/2021      | 2525625 40        | SM EQUIP<br>PARTS/GENERAL<br>SUPPLIES | 466.65   | 20E001 2540 4100 31 000000 | ADMINSTRATION BLG/OPERATION<br>MAINTENANCE/GENERAL SUPPLIES/BUDGET<br>MANAGER<br>RESPONSIBILITY/NON-CATEGORICAL/UNRESTRICTE                    |
|                      | SUPPLYWORKS          | 08/10/2021    | 08/10/2021   | 07/15/2021      | 2525625 40        | SM EQUIP<br>PARTS/GENERAL<br>SUPPLIES | 1,082.47 | 20E121 2540 4100 31 000000 | BRENTWOOD/OPERATION MAINTENANCE/GENERAL<br>SUPPLIES/BUDGET MANAGER<br>RESPONSIBILITY/NON-CATEGORICAL/UNRESTRICTE                               |
|                      | SUPPLYWORKS          | 08/10/2021    | 08/10/2021   | 07/15/2021      | 2525625 40        | SM EQUIP<br>PARTS/GENERAL<br>SUPPLIES | 674.99   | 20E122 2540 4100 31 000000 | BYRD/OPERATION MAINTENANCE/GENERAL<br>SUPPLIES/BUDGET MANAGER<br>RESPONSIBILITY/NON-CATEGORICAL/UNRESTRICTE                                    |
|                      | SUPPLYWORKS          | 08/10/2021    | 08/10/2021   | 07/15/2021      | 2525625 40        | SM EQUIP<br>PARTS/GENERAL<br>SUPPLIES | 548.30   | 20E123 2540 4100 31 000000 | CLEARMONT/OPERATION MAINTENANCE/GENERAL<br>SUPPLIES/BUDGET MANAGER<br>RESPONSIBILITY/NON-CATEGORICAL/UNRESTRICTE                               |
|                      | SUPPLYWORKS          | 08/10/2021    | 08/10/2021   | 07/15/2021      | 2525625 40        | SM EQUIP<br>PARTS/GENERAL<br>SUPPLIES | 445.05   | 20E125 2540 4100 31 000000 | DEVONSHIRE/OPERATION MAINTENANCE/GENERAL<br>SUPPLIES/BUDGET MANAGER<br>RESPONSIBILITY/NON-CATEGORICAL/UNRESTRICTE                              |
|                      | SUPPLYWORKS          | 08/10/2021    | 08/10/2021   | 07/15/2021      | 2525625 40        | SM EQUIP<br>PARTS/GENERAL<br>SUPPLIES | 1,937.29 | 20E127 2540 4100 31 000000 | FOREST VIEW/OPERATION MAINTENANCE/GENERAL<br>SUPPLIES/BUDGET MANAGER<br>RESPONSIBILITY/NON-CATEGORICAL/UNRESTRICTE                             |



| CHECK NUMBER         | VENDOR               | CHECK DATE | POST DATE  | INVOICE DATE | INVOICE NUMBER | INVOICE DESCRIPTION             | AMOUNT    | ACCOUNT NUMBER             | ACCOUNT DESCRIPTION   |
|----------------------|----------------------|------------|------------|--------------|----------------|---------------------------------|-----------|----------------------------|---|
| 212200423            | SUPPLYWORKS          | 08/10/2021 | 08/10/2021 | 07/15/2021   | 2525625 40     | SM EQUIP PARTS/GENERAL SUPPLIES | 508.26    | 20E128 2540 4100 31 000000 | FROST/OPERATION MAINTENANCE/GENERAL SUPPLIES/BUDGET MANAGER RESPONSIBILITY/NON-CATEGORICAL/UNRESTRICTE                  |
|                      | SUPPLYWORKS          | 08/10/2021 | 08/10/2021 | 07/15/2021   | 2525625 40     | SM EQUIP PARTS/GENERAL SUPPLIES | 660.41    | 20E131 2540 4100 31 000000 | JAY/OPERATION MAINTENANCE/GENERAL SUPPLIES/BUDGET MANAGER RESPONSIBILITY/NON-CATEGORICAL/UNRESTRICTE                    |
|                      | SUPPLYWORKS          | 08/10/2021 | 08/10/2021 | 07/15/2021   | 2525625 40     | SM EQUIP PARTS/GENERAL SUPPLIES | 397.49    | 20E132 2540 4100 31 000000 | LOW/OPERATION MAINTENANCE/GENERAL SUPPLIES/BUDGET MANAGER RESPONSIBILITY/NON-CATEGORICAL/UNRESTRICTE                    |
|                      | SUPPLYWORKS          | 08/10/2021 | 08/10/2021 | 07/15/2021   | 2525625 40     | SM EQUIP PARTS/GENERAL SUPPLIES | 896.32    | 20E133 2540 4100 31 000000 | RIDGE/OPERATION MAINTENANCE/GENERAL SUPPLIES/BUDGET MANAGER RESPONSIBILITY/NON-CATEGORICAL/UNRESTRICTE                  |
|                      | SUPPLYWORKS          | 08/10/2021 | 08/10/2021 | 07/15/2021   | 2525625 40     | SM EQUIP PARTS/GENERAL SUPPLIES | 1,039.81  | 20E134 2540 4100 31 000000 | RUPLEY/OPERATION MAINTENANCE/GENERAL SUPPLIES/BUDGET MANAGER RESPONSIBILITY/NON-CATEGORICAL/UNRESTRICTE                 |
|                      | SUPPLYWORKS          | 08/10/2021 | 08/10/2021 | 07/15/2021   | 2525625 40     | SM EQUIP PARTS/GENERAL SUPPLIES | 948.49    | 20E135 2540 4100 31 000000 | SALT CREEK/OPERATION MAINTENANCE/GENERAL SUPPLIES/BUDGET MANAGER RESPONSIBILITY/NON-CATEGORICAL/UNRESTRICTE             |
|                      | SUPPLYWORKS          | 08/10/2021 | 08/10/2021 | 07/15/2021   | 2525625 40     | SM EQUIP PARTS/GENERAL SUPPLIES | 1,457.49  | 20E245 2540 4100 31 000000 | FRIENDSHIP/OPERATION MAINTENANCE/GENERAL SUPPLIES/BUDGET MANAGER RESPONSIBILITY/NON-CATEGORICAL/UNRESTRICTE             |
|                      | SUPPLYWORKS          | 08/10/2021 | 08/10/2021 | 07/15/2021   | 2525625 40     | SM EQUIP PARTS/GENERAL SUPPLIES | 1,589.34  | 20E242 2540 4100 31 000000 | GROVE/OPERATION MAINTENANCE/GENERAL SUPPLIES/BUDGET MANAGER RESPONSIBILITY/NON-CATEGORICAL/UNRESTRICTE                  |
|                      | SUPPLYWORKS          | 08/10/2021 | 08/10/2021 | 07/15/2021   | 2525625 40     | SM EQUIP PARTS/GENERAL SUPPLIES | 350.45    | 20E243 2540 4100 31 000000 | HOLMES/OPERATION MAINTENANCE/GENERAL SUPPLIES/BUDGET MANAGER RESPONSIBILITY/NON-CATEGORICAL/UNRESTRICTE                 |
|                      | SUPPLYWORKS          | 08/10/2021 | 08/10/2021 | 07/15/2021   | 2525625 40     | SM EQUIP PARTS/GENERAL SUPPLIES | 1,222.67  | 20E099 2540 4100 31 000000 | DISTRICT SPECIAL ALLOC/OPERATION MAINTENANCE/GENERAL SUPPLIES/BUDGET MANAGER RESPONSIBILITY/NON-CATEGORICAL/UNRESTRICTE |
|                      | SUPPLYWORKS          | 08/10/2021 | 08/10/2021 | 07/15/2021   | 2525625 40     | SM EQUIP PARTS/GENERAL SUPPLIES | 332.08    | 20E079 2540 4100 31 000000 | EARLY CHILDHOOD/OPERATION MAINTENANCE/GENERAL SUPPLIES/BUDGET MANAGER RESPONSIBILITY/NON-CATEGORICAL/UNRESTRICTE        |
| Totals for 212200423 |                      |            |            |              |                |                                 | 15,752.16 |                            |   |
| 212200424            | Telesolutions Consul | 08/10/2021 | 08/10/2021 | 07/01/2021   | ccsd59-701     | Professional Telecommunicati    | 9,600.00  | 10E005 2510 3110 31 000000 | BUSINESS SERVICES/DIRECTOR OF BUSINESS SVCS./PROFESSIONAL SERVICES -  |

| CHECK<br>NUMBER | VENDOR           | CHECK<br>DATE | POST<br>DATE | INVOICE<br>DATE | INVOICE<br>NUMBER | INVOICE<br>DESCRIPTION   | AMOUNT    | ACCOUNT<br>NUMBER          | ACCOUNT<br>DESCRIPTION   |
|-----------------|------------------|---------------|--------------|-----------------|-------------------|--|-----------|----------------------------|--|
|                 |                  |               |              |                 |                   | on Consulting<br>Services  |           |                            | ADMIN./BUDGET MANAGER<br>RESPONSIBILITY/NON-CATEGORICAL/UNRESTRICTE  |
|                 |                  |               |              |                 |                   | Totals for 212200424   | 9,600.00  |                            |  |
| 212200425       | Trafera LLC      | 08/10/2021    | 08/10/2021   | 07/13/2021      | I000222096        | Device bags  | 1,050.00  | 10E009 1110 4110 31 000000 | INFO SYSTEMS AND SERVICES/GENL INSTR<br>ELEM/TECHNOLOGY SUPPLIES/BUDGET MANAGER<br>RESPONSIBILITY/NON-CATEGORICAL/UNRESTRICTE                  |
|                 | Trafera LLC      | 08/10/2021    | 08/10/2021   | 07/22/2021      | I000226440        | Staff laptop<br>bags   | 1,300.00  | 10E009 2660 4110 31 000000 | INFO SYSTEMS AND SERVICES/DATA PROCESSING<br>SERVICES/TECHNOLOGY SUPPLIES/BUDGET<br>MANAGER<br>RESPONSIBILITY/NON-CATEGORICAL/UNRESTRICTE      |
|                 |                  |               |              |                 |                   | Totals for 212200425   | 2,350.00  |                            |  |
| 212200426       | TSA CONSULTING   | 08/10/2021    | 08/10/2021   | 07/19/2021      | 68674             | 403b and/or<br>457b<br>retirement<br>plan<br>administration<br>and compliance<br>services at<br>monthly rate<br>of \$2 per<br>month / per<br>plan<br>participant<br>totaling<br>approximately<br>\$7,500 | 607.88    | 10E005 2510 3110 31 000000 | BUSINESS SERVICES/DIRECTOR OF BUSINESS<br>SVCS./PROFESSIONAL SERVICES -<br>ADMIN./BUDGET MANAGER<br>RESPONSIBILITY/NON-CATEGORICAL/UNRESTRICTE |
|                 |                  |               |              |                 |                   | Totals for 212200426   | 607.88    |                            |  |
| 212200427       | United Heartland | 08/10/2021    | 08/10/2021   | 07/06/2021      | 0400185984        | Workers Comp<br>Coverage to be<br>billed as<br>follows:<br>Downpayment<br>(\$54,622) and<br>Surcharge<br>(\$5,619)<br>billed in July   | 37,276.79 | 10E005 2311 3830 30 000000 | BUSINESS SERVICES/SERVICE AREA<br>DIRECTION/WORKERS COMPENSATION<br>INSURANCE/DISTRICT<br>RESPONSIBILITY/NON-CATEGORICAL/UNRESTRICTE           |

| CHECK<br>NUMBER      | CHECK<br>VENDOR      | CHECK<br>DATE | POST<br>DATE | INVOICE<br>DATE | INVOICE<br>NUMBER | INVOICE<br>DESCRIPTION   | AMOUNT    | ACCOUNT<br>NUMBER          | ACCOUNT<br>DESCRIPTION  |
|----------------------|----------------------|---------------|--------------|-----------------|-------------------|--|-----------|----------------------------|---|
|                      |                      |               |              |                 |                   | 2021 9 Monthly<br>Installments<br>of \$55,637 -<br>August 2021<br>thru April<br>2022   |           |                            |   |
|                      | United Heartland     | 08/10/2021    | 08/10/2021   | 07/06/2021      | 0400185984        | Workers Comp<br>Coverage to be<br>billed as<br>follows:<br>Downpayment<br>(\$54,622) and<br>Surcharge<br>(\$5,619)<br>billed in July<br>2021 9 Monthly<br>Installments<br>of \$55,637 -<br>August 2021<br>thru April<br>2022 | 17,803.84 | 20E099 2540 3830 30 000000 | DISTRICT SPECIAL ALLOC/OPERATION<br>MAINTENANCE/WORKERS COMPENSATION<br>INSURANCE/DISTRICT<br>RESPONSIBILITY/NON-CATEGORICAL/UNRESTRICTE  |
|                      | United Heartland     | 08/10/2021    | 08/10/2021   | 07/06/2021      | 0400185984        | Workers Comp<br>Coverage to be<br>billed as<br>follows:<br>Downpayment<br>(\$54,622) and<br>Surcharge<br>(\$5,619)<br>billed in July<br>2021 9 Monthly<br>Installments<br>of \$55,637 -<br>August 2021<br>thru April<br>2022 | 556.37    | 40E099 2551 3830 30 000000 | DISTRICT SPECIAL ALLOC/SERVICE AREA<br>DIRECTION/WORKERS COMPENSATION<br>INSURANCE/DISTRICT<br>RESPONSIBILITY/NON-CATEGORICAL/UNRESTRICTE |
| Totals for 212200427 |                      |               |              |                 |                   |  | 55,637.00 |                            |   |
| 212200428            | Urban Elevator Servi | 08/10/2021    | 08/10/2021   | 07/01/2021      | 15141294-2        | OTHER PROPERTY   | 286.00    | 20E001 2540 3290 31 000000 | ADMINSTRATION BLG/OPERATION   |

| CHECK<br>NUMBER      | CHECK<br>VENDOR      | CHECK<br>DATE | POST<br>DATE | INVOICE<br>DATE | INVOICE<br>NUMBER | INVOICE<br>DESCRIPTION   | AMOUNT   | ACCOUNT<br>NUMBER          | ACCOUNT<br>DESCRIPTION   |
|----------------------|----------------------|---------------|--------------|-----------------|-------------------|--|----------|----------------------------|--|
|                      |                      |               |              |                 |                   | SERVICES   |          |                            | MAINTENANCE/OTHER PROPERTY SERVICES/BUDGET<br>MANAGER<br>RESPONSIBILITY/NON-CATEGORICAL/UNRESTRICTE  |
|                      | Urban Elevator Servi | 08/10/2021    | 08/10/2021   | 08/01/2021      | 15143049-2        | OTHER PROPERTY<br>SERVICES   | 286.00   | 20E001 2540 3290 31 000000 | ADMINSTRATION BLG/OPERATION<br>MAINTENANCE/OTHER PROPERTY SERVICES/BUDGET<br>MANAGER<br>RESPONSIBILITY/NON-CATEGORICAL/UNRESTRICTE             |
| Totals for 212200428 |                      |               |              |                 |                   |  | 572.00   |                            |  |
| 212200429            | Veterans Floors Inc  | 08/10/2021    | 08/10/2021   | 07/26/2021      | 1874              | REPAIR BY<br>OUTSIDE   | 1,370.00 | 20E099 2540 3230 31 000000 | DISTRICT SPECIAL ALLOC/OPERATION<br>MAINTENANCE/REPAIR AND MAINTENANCE<br>SERVICE/BUDGET MANAGER<br>RESPONSIBILITY/NON-CATEGORICAL/UNRESTRICTE |
| Totals for 212200429 |                      |               |              |                 |                   |  | 1,370.00 |                            |  |
| 212200434            | Willis Towers Watson | 08/10/2021    | 08/10/2021   | 07/27/2021      | 2991777           | Liability<br>Insurance<br>Coverage<br>including<br>Commercial<br>Auto, General<br>Liability,<br>E&O, Property,<br>Crime &<br>Umbrella to be<br>billed with<br>downpayment in<br>July 2021 and<br>in 9 monthly<br>installments<br>August 2021<br>thru April<br>2022 | 929.63   | 10E005 2311 3800 30 000000 | BUSINESS SERVICES/SERVICE AREA<br>DIRECTION/GENERAL LIABILITY<br>INSURANCE/DISTRICT<br>RESPONSIBILITY/NON-CATEGORICAL/UNRESTRICTE              |
|                      | Willis Towers Watson | 08/10/2021    | 08/10/2021   | 07/27/2021      | 2991777           | Liability<br>Insurance<br>Coverage<br>including<br>Commercial<br>Auto, General   | 3,486.13 | 20E005 2540 3800 30 000000 | BUSINESS SERVICES/OPERATION<br>MAINTENANCE/GENERAL LIABILITY<br>INSURANCE/DISTRICT<br>RESPONSIBILITY/NON-CATEGORICAL/UNRESTRICTE               |

| CHECK<br>NUMBER | VENDOR               | CHECK<br>DATE | POST<br>DATE | INVOICE<br>DATE | INVOICE<br>NUMBER | INVOICE<br>DESCRIPTION   | AMOUNT | ACCOUNT<br>NUMBER          | ACCOUNT<br>DESCRIPTION   |
|-----------------|----------------------|---------------|--------------|-----------------|-------------------|--|--------|----------------------------|--|
|                 |                      |               |              |                 |                   | Liability,<br>E&O, Property,<br>Crime &<br>Umbrella to be<br>billed with<br>downpayment in<br>July 2021 and<br>in 9 monthly<br>installments<br>August 2021<br>thru April<br>2022   |        |                            |  |
|                 | Willis Towers Watson | 08/10/2021    | 08/10/2021   | 07/27/2021      | 2991777           | Liability<br>Insurance<br>Coverage<br>including<br>Commercial<br>Auto, General<br>Liability,<br>E&O, Property,<br>Crime &<br>Umbrella to be<br>billed with<br>downpayment in<br>July 2021 and<br>in 9 monthly<br>installments<br>August 2021<br>thru April<br>2022 | 232.41 | 40E099 2550 3800 30 000000 | DISTRICT SPECIAL ALLOC/PUPIL<br>TRANSPORTATION SERVICE/GENERAL LIABILITY<br>INSURANCE/DISTRICT<br>RESPONSIBILITY/NON-CATEGORICAL/UNRESTRICTE |
|                 | Willis Towers Watson | 08/10/2021    | 08/10/2021   | 07/27/2021      | 2991790           | Liability<br>Insurance<br>Coverage<br>including<br>Commercial<br>Auto, General<br>Liability,<br>E&O, Property,<br>Crime &  | 22.33  | 10E005 2311 3800 30 000000 | BUSINESS SERVICES/SERVICE AREA<br>DIRECTION/GENERAL LIABILITY<br>INSURANCE/DISTRICT<br>RESPONSIBILITY/NON-CATEGORICAL/UNRESTRICTE            |

| CHECK<br>NUMBER | CHECK<br>VENDOR      | CHECK<br>DATE | POST<br>DATE | INVOICE<br>DATE | INVOICE<br>NUMBER | INVOICE<br>DESCRIPTION  | AMOUNT | ACCOUNT<br>NUMBER          | ACCOUNT<br>DESCRIPTION  |
|-----------------|----------------------|---------------|--------------|-----------------|-------------------|---|--------|----------------------------|---|
|                 |                      |               |              |                 |                   | Umbrella to be billed with downpayment in July 2021 and in 9 monthly installments August 2021 thru April 2022   |        |                            |   |
|                 | Willis Towers Watson | 08/10/2021    | 08/10/2021   | 07/27/2021      | 2991790           | Liability Insurance Coverage including Commercial Auto, General Liability, E&O, Property, Crime & Umbrella to be billed with downpayment in July 2021 and in 9 monthly installments August 2021 thru April 2022 | 83.76  | 20E005 2540 3800 30 000000 | BUSINESS SERVICES/OPERATION MAINTENANCE/GENERAL LIABILITY INSURANCE/DISTRICT RESPONSIBILITY/NON-CATEGORICAL/UNRESTRICTE             |
|                 |                      |               |              |                 |                   | Umbrella to be billed with downpayment in July 2021 and in 9 monthly installments August 2021 thru April 2022   |        |                            |   |
|                 | Willis Towers Watson | 08/10/2021    | 08/10/2021   | 07/27/2021      | 2991790           | Liability Insurance Coverage including Commercial Auto, General Liability, E&O, Property, Crime & Umbrella to be billed with downpayment in   | 5.58   | 40E099 2550 3800 30 000000 | DISTRICT SPECIAL ALLOC/PUPIL TRANSPORTATION SERVICE/GENERAL LIABILITY INSURANCE/DISTRICT RESPONSIBILITY/NON-CATEGORICAL/UNRESTRICTE |

| CHECK<br>NUMBER      | VENDOR | CHECK<br>DATE | POST<br>DATE | INVOICE<br>DATE | INVOICE<br>NUMBER | INVOICE<br>DESCRIPTION   | AMOUNT    | ACCOUNT<br>NUMBER          | ACCOUNT<br>DESCRIPTION  |
|----------------------|--------|---------------|--------------|-----------------|-------------------|--|-----------|----------------------------|---|
|                      |        |               |              |                 |                   | July 2021 and<br>in 9 monthly<br>installments<br>August 2021<br>thru April<br>2022   |           |                            |   |
| Willis Towers Watson |        | 08/10/2021    | 08/10/2021   | 07/27/2021      | 2991802           | Liability<br>Insurance<br>Coverage<br>including<br>Commercial<br>Auto, General<br>Liability,<br>E&O, Property,<br>Crime &<br>Umbrella to be<br>billed with<br>downpayment in<br>July 2021 and<br>in 9 monthly<br>installments<br>August 2021<br>thru April<br>2022 | 3,089.74  | 10E005 2311 3800 30 000000 | BUSINESS SERVICES/SERVICE AREA<br>DIRECTION/GENERAL LIABILITY<br>INSURANCE/DISTRICT<br>RESPONSIBILITY/NON-CATEGORICAL/UNRESTRICTE |
| Willis Towers Watson |        | 08/10/2021    | 08/10/2021   | 07/27/2021      | 2991802           | Liability<br>Insurance<br>Coverage<br>including<br>Commercial<br>Auto, General<br>Liability,<br>E&O, Property,<br>Crime &<br>Umbrella to be<br>billed with<br>downpayment in<br>July 2021 and<br>in 9 monthly<br>installments                                      | 11,586.50 | 20E005 2540 3800 30 000000 | BUSINESS SERVICES/OPERATION<br>MAINTENANCE/GENERAL LIABILITY<br>INSURANCE/DISTRICT<br>RESPONSIBILITY/NON-CATEGORICAL/UNRESTRICTE  |

| CHECK<br>NUMBER | CHECK<br>VENDOR      | CHECK<br>DATE | POST<br>DATE | INVOICE<br>DATE | INVOICE<br>NUMBER | INVOICE<br>DESCRIPTION   | AMOUNT | ACCOUNT<br>NUMBER          | ACCOUNT<br>DESCRIPTION   |
|-----------------|----------------------|---------------|--------------|-----------------|-------------------|--|--------|----------------------------|--|
|                 |                      |               |              |                 |                   | August 2021<br>thru April<br>2022  |        |                            |  |
|                 | Willis Towers Watson | 08/10/2021    | 08/10/2021   | 07/27/2021      | 2991802           | Liability<br>Insurance<br>Coverage<br>including<br>Commercial<br>Auto, General<br>Liability,<br>E&O, Property,<br>Crime &<br>Umbrella to be<br>billed with<br>downpayment in<br>July 2021 and<br>in 9 monthly<br>installments<br>August 2021<br>thru April<br>2022 | 772.43 | 40E099 2550 3800 30 000000 | DISTRICT SPECIAL ALLOC/PUPIL<br>TRANSPORTATION SERVICE/GENERAL LIABILITY<br>INSURANCE/DISTRICT<br>RESPONSIBILITY/NON-CATEGORICAL/UNRESTRICTE |
|                 | Willis Towers Watson | 08/10/2021    | 08/10/2021   | 07/27/2021      | 2991817           | Liability<br>Insurance<br>Coverage<br>including<br>Commercial<br>Auto, General<br>Liability,<br>E&O, Property,<br>Crime &<br>Umbrella to be<br>billed with<br>downpayment in<br>July 2021 and<br>in 9 monthly<br>installments<br>August 2021<br>thru April<br>2022 | 430.66 | 10E005 2311 3800 30 000000 | BUSINESS SERVICES/SERVICE AREA<br>DIRECTION/GENERAL LIABILITY<br>INSURANCE/DISTRICT<br>RESPONSIBILITY/NON-CATEGORICAL/UNRESTRICTE            |



| <u>CHECK</u>  | <u>CHECK</u>         | <u>POST</u> | <u>INVOICE</u> | <u>INVOICE</u> | <u>INVOICE</u> | <u>ACCOUNT</u> | <u>ACCOUNT</u>  |
|---------------|----------------------|-------------|----------------|----------------|----------------|----------------|---|
| <u>NUMBER</u> | <u>VENDOR</u>        | <u>DATE</u> | <u>DATE</u>    | <u>DATE</u>    | <u>NUMBER</u>  | <u>AMOUNT</u>  | <u>DESCRIPTION</u>  |
| 212200434     | Willis Towers Watson | 08/10/2021  | 08/10/2021     | 07/27/2021     | 2991817        | 1,615.00       | 20E005 2540 3800 30 000000<br>Liability Insurance Coverage including Commercial Auto, General Liability, E&O, Property, Crime & Umbrella to be billed with downpayment in July 2021 and in 9 monthly installments August 2021 thru April 2022<br>BUSINESS SERVICES/OPERATION<br>MAINTENANCE/GENERAL LIABILITY<br>INSURANCE/DISTRICT<br>RESPONSIBILITY/NON-CATEGORICAL/UNRESTRICTE             |
|               | Willis Towers Watson | 08/10/2021  | 08/10/2021     | 07/27/2021     | 2991817        | 107.67         | 40E099 2550 3800 30 000000<br>Liability Insurance Coverage including Commercial Auto, General Liability, E&O, Property, Crime & Umbrella to be billed with downpayment in July 2021 and in 9 monthly installments August 2021 thru April 2022<br>DISTRICT SPECIAL ALLOC/PUPIL<br>TRANSPORTATION SERVICE/GENERAL LIABILITY<br>INSURANCE/DISTRICT<br>RESPONSIBILITY/NON-CATEGORICAL/UNRESTRICTE |
|               | Willis Towers Watson | 08/10/2021  | 08/10/2021     | 07/27/2021     | 2991830        | 916.65         | 10E005 2311 3800 30 000000<br>Liability Insurance Coverage<br>BUSINESS SERVICES/SERVICE AREA<br>DIRECTION/GENERAL LIABILITY<br>INSURANCE/DISTRICT   |

| CHECK<br>NUMBER | CHECK<br>VENDOR      | CHECK<br>DATE | POST<br>DATE | INVOICE<br>DATE | INVOICE<br>NUMBER | INVOICE<br>DESCRIPTION   | AMOUNT   | ACCOUNT<br>NUMBER          | ACCOUNT<br>DESCRIPTION   |
|-----------------|----------------------|---------------|--------------|-----------------|-------------------|--|----------|----------------------------|--|
|                 |                      |               |              |                 |                   | including<br>Commercial<br>Auto, General<br>Liability,<br>E&O, Property,<br>Crime &<br>Umbrella to be<br>billed with<br>downpayment in<br>July 2021 and<br>in 9 monthly<br>installments<br>August 2021<br>thru April<br>2022                                       |          |                            | RESPONSIBILITY/NON-CATEGORICAL/UNRESTRICTE   |
|                 | Willis Towers Watson | 08/10/2021    | 08/10/2021   | 07/27/2021      | 2991830           | Liability<br>Insurance<br>Coverage<br>including<br>Commercial<br>Auto, General<br>Liability,<br>E&O, Property,<br>Crime &<br>Umbrella to be<br>billed with<br>downpayment in<br>July 2021 and<br>in 9 monthly<br>installments<br>August 2021<br>thru April<br>2022 | 3,437.44 | 20E005 2540 3800 30 000000 | BUSINESS SERVICES/OPERATION<br>MAINTENANCE/GENERAL LIABILITY<br>INSURANCE/DISTRICT<br>RESPONSIBILITY/NON-CATEGORICAL/UNRESTRICTE             |
|                 | Willis Towers Watson | 08/10/2021    | 08/10/2021   | 07/27/2021      | 2991830           | Liability<br>Insurance<br>Coverage<br>including<br>Commercial<br>Auto, General   | 229.16   | 40E099 2550 3800 30 000000 | DISTRICT SPECIAL ALLOC/PUPIL<br>TRANSPORTATION SERVICE/GENERAL LIABILITY<br>INSURANCE/DISTRICT<br>RESPONSIBILITY/NON-CATEGORICAL/UNRESTRICTE |

| CHECK<br>NUMBER | VENDOR               | CHECK<br>DATE | POST<br>DATE | INVOICE<br>DATE | INVOICE<br>NUMBER | INVOICE<br>DESCRIPTION   | AMOUNT   | ACCOUNT<br>NUMBER          | ACCOUNT<br>DESCRIPTION  |
|-----------------|----------------------|---------------|--------------|-----------------|-------------------|--|----------|----------------------------|---|
|                 |                      |               |              |                 |                   | Liability,<br>E&O, Property,<br>Crime &<br>Umbrella to be<br>billed with<br>downpayment in<br>July 2021 and<br>in 9 monthly<br>installments<br>August 2021<br>thru April<br>2022   |          |                            |   |
|                 | Willis Towers Watson | 08/10/2021    | 08/10/2021   | 07/27/2021      | 2991846           | Liability<br>Insurance<br>Coverage<br>including<br>Commercial<br>Auto, General<br>Liability,<br>E&O, Property,<br>Crime &<br>Umbrella to be<br>billed with<br>downpayment in<br>July 2021 and<br>in 9 monthly<br>installments<br>August 2021<br>thru April<br>2022 | 790.35   | 10E005 2311 3800 30 000000 | BUSINESS SERVICES/SERVICE AREA<br>DIRECTION/GENERAL LIABILITY<br>INSURANCE/DISTRICT<br>RESPONSIBILITY/NON-CATEGORICAL/UNRESTRICTE |
|                 | Willis Towers Watson | 08/10/2021    | 08/10/2021   | 07/27/2021      | 2991846           | Liability<br>Insurance<br>Coverage<br>including<br>Commercial<br>Auto, General<br>Liability,<br>E&O, Property,<br>Crime &  | 2,963.81 | 20E005 2540 3800 30 000000 | BUSINESS SERVICES/OPERATION<br>MAINTENANCE/GENERAL LIABILITY<br>INSURANCE/DISTRICT<br>RESPONSIBILITY/NON-CATEGORICAL/UNRESTRICTE  |

| CHECK<br>NUMBER | CHECK<br>VENDOR                | CHECK<br>DATE | POST<br>DATE | INVOICE<br>DATE | INVOICE<br>NUMBER | INVOICE<br>DESCRIPTION  | AMOUNT    | ACCOUNT<br>NUMBER          | ACCOUNT<br>DESCRIPTION  |
|-----------------|--------------------------------|---------------|--------------|-----------------|-------------------|---|-----------|----------------------------|---|
|                 |                                |               |              |                 |                   | Umbrella to be billed with downpayment in July 2021 and in 9 monthly installments August 2021 thru April 2022   |           |                            |   |
|                 | Willis Towers Watson           | 08/10/2021    | 08/10/2021   | 07/27/2021      | 2991846           | Liability Insurance Coverage including Commercial Auto, General Liability, E&O, Property, Crime & Umbrella to be billed with downpayment in July 2021 and in 9 monthly installments August 2021 thru April 2022 | 197.59    | 40E099 2550 3800 30 000000 | DISTRICT SPECIAL ALLOC/PUPIL TRANSPORTATION SERVICE/GENERAL LIABILITY INSURANCE/DISTRICT RESPONSIBILITY/NON-CATEGORICAL/UNRESTRICTE |
|                 |                                |               |              |                 |                   | Totals for 212200434  | 30,896.84 |                            |   |
|                 | 212200435 Winston Knolls Schoo | 08/10/2021    | 08/10/2021   | 07/29/2021      | 6675              | Private Facility Tuition  | 7,144.80  | 10E006 1912 6700 31 000000 | EDUC. SERVICES/PRIVATE TUITION/TUITION/BUDGET MANAGER RESPONSIBILITY/NON-CATEGORICAL/UNRESTRICTE                                    |
|                 |                                |               |              |                 |                   | Totals for 212200435  | 7,144.80  |                            |   |
|                 | 212200436 World Book Educ Prod | 08/10/2021    | 08/10/2021   | 07/09/2021      | 0001625690        | Online Library  | 4,952.00  | 10E009 2220 4700 31 000000 | INFO SYSTEMS AND SERVICES/INNOVATIVE LEARNING/SOFTWARE/BUDGET MANAGER RESPONSIBILITY/NON-CATEGORICAL/UNRESTRICTE                    |
|                 |                                |               |              |                 |                   | Totals for 212200436  | 4,952.00  |                            |   |

| CHECK<br>NUMBER | VENDOR | CHECK<br>DATE | POST<br>DATE | INVOICE<br>DATE | INVOICE<br>NUMBER | INVOICE<br>DESCRIPTION | AMOUNT | ACCOUNT<br>NUMBER | ACCOUNT<br>DESCRIPTION |
|-----------------|--------|---------------|--------------|-----------------|-------------------|------------------------|--------|-------------------|------------------------|
|-----------------|--------|---------------|--------------|-----------------|-------------------|------------------------|--------|-------------------|------------------------|

Totals for checks 7,322,100.39

FUND SUMMARY

| <u>FUND</u> | <u>DESCRIPTION</u>            | <u>BALANCE SHEET</u> | <u>REVENUE</u> | <u>EXPENSE</u> | <u>TOTAL</u> |
|-------------|-------------------------------|----------------------|----------------|----------------|--------------|
| 10          | EDUCATIONAL FUND              | 15,679.98            | 0.00           | 1,334,288.84   | 1,349,968.82 |
| 20          | OPERATIONS & MAINTENANCE FUND | 25.90                | 0.00           | 262,050.77     | 262,076.67   |
| 30          | DEBT SERVICE FUND             | 0.00                 | 0.00           | 675,400.00     | 675,400.00   |
| 40          | TRANSPORTATION FUND           | 0.00                 | 0.00           | 15,959.77      | 15,959.77    |
| 60          | CAPITAL PROJECTS FUND         | 0.00                 | 0.00           | 1,070,109.73   | 1,070,109.73 |
| 90          | LIFE SAFETY FUND              | 0.00                 | 0.00           | 3,948,585.40   | 3,948,585.40 |
| ***         | Fund Summary Totals ***       | 15,705.88            | 0.00           | 7,306,394.51   | 7,322,100.39 |

\*\*\*\*\* End of report \*\*\*\*\*

| CHECK<br>NUMBER   | VENDOR               | CHECK<br>DATE | POST<br>DATE | INVOICE<br>DATE | INVOICE<br>NUMBER | INVOICE<br>DESCRIPTION  | AMOUNT   | ACCOUNT<br>NUMBER          | ACCOUNT<br>DESCRIPTION  |
|-------------------|----------------------|---------------|--------------|-----------------|-------------------|---|----------|----------------------------|---|
| 187433            | ADI                  | 08/10/2021    | 08/10/2021   | 07/06/2021      | YJ05VX01          | ELECTRICAL  | 119.97   | 20E099 2540 4950 31 000000 | DISTRICT SPECIAL ALLOC/OPERATION<br>MAINTENANCE/ELECTRICAL SUPPLIES/BUDGET<br>MANAGER<br>RESPONSIBILITY/NON-CATEGORICAL/UNRESTRICTE       |
|                   | ADI                  | 08/10/2021    | 08/10/2021   | 07/06/2021      | YF38MW01          | ELECTRICAL  | 149.90   | 20E099 2540 4950 31 000000 | DISTRICT SPECIAL ALLOC/OPERATION<br>MAINTENANCE/ELECTRICAL SUPPLIES/BUDGET<br>MANAGER<br>RESPONSIBILITY/NON-CATEGORICAL/UNRESTRICTE       |
| Totals for 187433 |                      |               |              |                 |                   |   | 269.87   |                            |   |
| 187434            | Apple Computer Inc   | 08/10/2021    | 08/10/2021   | 07/10/2021      | AF21264783        | Staff chargers  | 1,185.00 | 10E009 2660 4110 31 000000 | INFO SYSTEMS AND SERVICES/DATA PROCESSING<br>SERVICES/TECHNOLOGY SUPPLIES/BUDGET<br>MANAGER<br>RESPONSIBILITY/NON-CATEGORICAL/UNRESTRICTE |
| Totals for 187434 |                      |               |              |                 |                   |   | 1,185.00 |                            |   |
| 187435            | AT&T                 | 08/10/2021    | 08/10/2021   | 07/16/2021      | 847Z990016        | e911 Locator<br>Services  | 152.76   | 20E009 2540 3410 30 000000 | INFO SYSTEMS AND SERVICES/OPERATION<br>MAINTENANCE/DATA COMMUNICATIONS/DISTRICT<br>RESPONSIBILITY/NON-CATEGORICAL/UNRESTRICTE             |
| Totals for 187435 |                      |               |              |                 |                   |   | 152.76   |                            |   |
| 187436            | Bhfx Llc             | 08/10/2021    | 08/10/2021   | 07/01/2021      | 397771            | SOFTWARE  | 3,750.00 | 20E001 2540 4700 31 000000 | ADMINSTRATION BLG/OPERATION<br>MAINTENANCE/SOFTWARE/BUDGET MANAGER<br>RESPONSIBILITY/NON-CATEGORICAL/UNRESTRICTE                          |
| Totals for 187436 |                      |               |              |                 |                   |   | 3,750.00 |                            |   |
| 187437            | Brookes Publishing C | 08/10/2021    | 08/10/2021   | 06/25/2021      | 1197500           | 2021/22 - ASQ<br>Pro Annual<br>Subscription<br>and ASQ Family<br>Access<br>Subscription<br>for ELC. | 499.90   | 10E006 2140 4700 31 000000 | EDUC. SERVICES/PSYCHOLOGICAL<br>SERVICES/SOFTWARE/BUDGET MANAGER<br>RESPONSIBILITY/NON-CATEGORICAL/UNRESTRICTE                            |
| Totals for 187437 |                      |               |              |                 |                   |   | 499.90   |                            |   |
| 187438            | Browning, Jennifer   | 08/10/2021    | 08/10/2021   | 07/19/2021      | 20210719          | Staff Back to<br>School<br>Breakfast<br>Items   | 45.98    | 10E133 2410 4100 31 000000 | RIDGE/OFFICE OF PRINCIPAL/GENERAL<br>SUPPLIES/BUDGET MANAGER<br>RESPONSIBILITY/NON-CATEGORICAL/UNRESTRICTE                                |

| CHECK<br>NUMBER   | CHECK<br>VENDOR     | CHECK<br>DATE | POST<br>DATE | INVOICE<br>DATE | INVOICE<br>NUMBER | INVOICE<br>DESCRIPTION   | AMOUNT   | ACCOUNT<br>NUMBER          | ACCOUNT<br>DESCRIPTION  |
|-------------------|---------------------|---------------|--------------|-----------------|-------------------|--|----------|----------------------------|---|
| Totals for 187438 |                     |               |              |                 |                   |  | 45.98    |                            |   |
| 187440            | Certified Emergency | 08/10/2021    | 08/10/2021   | 07/12/2021      | C-07122021        | AHA Heartsaver<br>CPR/AED<br>Training; (2)<br>year<br>certification<br>course -<br>\$85.00 per<br>person | 1,275.00 | 10E008 2210 3110 31 000000 | STAFF DEVELOPMENT/IMPROV. OF INSTR.<br>SVCS./PROFESSIONAL SERVICES -<br>ADMIN./BUDGET MANAGER<br>RESPONSIBILITY/NON-CATEGORICAL/UNRESTRICTE |
|                   | Certified Emergency | 08/10/2021    | 08/10/2021   | 07/14/2021      | C-07142021        | AHA Heartsaver<br>CPR/AED<br>Training; (2)<br>year<br>certification<br>course -<br>\$85.00 per<br>person | 935.00   | 10E008 2210 3110 31 000000 | STAFF DEVELOPMENT/IMPROV. OF INSTR.<br>SVCS./PROFESSIONAL SERVICES -<br>ADMIN./BUDGET MANAGER<br>RESPONSIBILITY/NON-CATEGORICAL/UNRESTRICTE |
|                   | Certified Emergency | 08/10/2021    | 08/10/2021   | 07/16/2021      | C-07162021        | AHA Heartsaver<br>CPR/AED<br>Training; (2)<br>year<br>certification<br>course -<br>\$85.00 per<br>person | 1,020.00 | 10E008 2210 3110 31 000000 | STAFF DEVELOPMENT/IMPROV. OF INSTR.<br>SVCS./PROFESSIONAL SERVICES -<br>ADMIN./BUDGET MANAGER<br>RESPONSIBILITY/NON-CATEGORICAL/UNRESTRICTE |
|                   | Certified Emergency | 08/10/2021    | 08/10/2021   | 07/14/2021      | C-07142021        | AHA Heartsaver<br>CPR/AED<br>Training; (2)<br>year<br>certification<br>course -<br>\$85.00 per<br>person | 255.00   | 10E008 2210 3110 31 000000 | STAFF DEVELOPMENT/IMPROV. OF INSTR.<br>SVCS./PROFESSIONAL SERVICES -<br>ADMIN./BUDGET MANAGER<br>RESPONSIBILITY/NON-CATEGORICAL/UNRESTRICTE |
|                   | Certified Emergency | 08/10/2021    | 08/10/2021   | 07/16/2021      | C-07162021        | AHA Heartsaver<br>CPR/AED<br>Training; (2)<br>year<br>certification                                      | 510.00   | 10E008 2210 3110 31 000000 | STAFF DEVELOPMENT/IMPROV. OF INSTR.<br>SVCS./PROFESSIONAL SERVICES -<br>ADMIN./BUDGET MANAGER<br>RESPONSIBILITY/NON-CATEGORICAL/UNRESTRICTE |



| CHECK<br>NUMBER | CHECK<br>VENDOR      | CHECK<br>DATE | POST<br>DATE | INVOICE<br>DATE | INVOICE<br>NUMBER | INVOICE<br>DESCRIPTION            | AMOUNT   | ACCOUNT<br>NUMBER          | ACCOUNT<br>DESCRIPTION   |
|-----------------|----------------------|---------------|--------------|-----------------|-------------------|-----------------------------------|----------|----------------------------|--|
|                 |                      |               |              |                 |                   | course -<br>\$85.00 per<br>person |          |                            |  |
|                 |                      |               |              |                 |                   | Totals for 187440                 | 3,995.00 |                            |  |
| 187443          | Cintas Corporation N | 08/10/2021    | 08/10/2021   | 07/08/2021      | OF94630133        | OTHER PROPERTY<br>SERVICES        | 945.81   | 20E123 2540 3290 31 000000 | CLEARMONT/OPERATION MAINTENANCE/OTHER<br>PROPERTY SERVICES/BUDGET MANAGER<br>RESPONSIBILITY/NON-CATEGORICAL/UNRESTRICTE  |
|                 | Cintas Corporation N | 08/10/2021    | 08/10/2021   | 07/07/2021      | OF94630132        | OTHER PROPERTY<br>SERVICES        | 911.81   | 20E135 2540 3290 31 000000 | SALT CREEK/OPERATION MAINTENANCE/OTHER<br>PROPERTY SERVICES/BUDGET MANAGER<br>RESPONSIBILITY/NON-CATEGORICAL/UNRESTRICTE |
|                 | Cintas Corporation N | 08/10/2021    | 08/10/2021   | 07/06/2021      | OF94630131        | OTHER PROPERTY<br>SERVICES        | 1,106.68 | 20E122 2540 3290 31 000000 | BYRD/OPERATION MAINTENANCE/OTHER PROPERTY<br>SERVICES/BUDGET MANAGER<br>RESPONSIBILITY/NON-CATEGORICAL/UNRESTRICTE       |
|                 | Cintas Corporation N | 08/10/2021    | 08/10/2021   | 07/13/2021      | OF94630141        | OTHER PROPERTY<br>SERVICES        | 1,070.63 | 20E128 2540 3290 31 000000 | FROST/OPERATION MAINTENANCE/OTHER PROPERTY<br>SERVICES/BUDGET MANAGER<br>RESPONSIBILITY/NON-CATEGORICAL/UNRESTRICTE      |
|                 | Cintas Corporation N | 08/10/2021    | 08/10/2021   | 07/12/2021      | OF94630139        | OTHER PROPERTY<br>SERVICES        | 1,171.27 | 20E134 2540 3290 31 000000 | RUPLEY/OPERATION MAINTENANCE/OTHER<br>PROPERTY SERVICES/BUDGET MANAGER<br>RESPONSIBILITY/NON-CATEGORICAL/UNRESTRICTE     |
|                 | Cintas Corporation N | 08/10/2021    | 08/10/2021   | 07/13/2021      | OF94630140        | OTHER PROPERTY<br>SERVICES        | 1,001.59 | 20E131 2540 3290 31 000000 | JAY/OPERATION MAINTENANCE/OTHER PROPERTY<br>SERVICES/BUDGET MANAGER<br>RESPONSIBILITY/NON-CATEGORICAL/UNRESTRICTE        |
|                 | Cintas Corporation N | 08/10/2021    | 08/10/2021   | 07/08/2021      | OF94630134        | OTHER PROPERTY<br>SERVICES        | 1,960.02 | 20E242 2540 3290 31 000000 | GROVE/OPERATION MAINTENANCE/OTHER PROPERTY<br>SERVICES/BUDGET MANAGER<br>RESPONSIBILITY/NON-CATEGORICAL/UNRESTRICTE      |
|                 | Cintas Corporation N | 08/10/2021    | 08/10/2021   | 07/14/2021      | OF94630344        | OTHER PROPERTY<br>SERVICES        | 479.90   | 20E125 2540 3290 31 000000 | DEVONSHIRE/OPERATION MAINTENANCE/OTHER<br>PROPERTY SERVICES/BUDGET MANAGER<br>RESPONSIBILITY/NON-CATEGORICAL/UNRESTRICTE |
|                 | Cintas Corporation N | 08/10/2021    | 08/10/2021   | 07/14/2021      | OF94630345        | OTHER PROPERTY<br>SERVICES        | 1,823.41 | 20E245 2540 3290 31 000000 | FRIENDSHIP/OPERATION MAINTENANCE/OTHER<br>PROPERTY SERVICES/BUDGET MANAGER<br>RESPONSIBILITY/NON-CATEGORICAL/UNRESTRICTE |
|                 | Cintas Corporation N | 08/10/2021    | 08/10/2021   | 07/09/2021      | OF94630135        | OTHER PROPERTY<br>SERVICES        | 680.17   | 20E133 2540 3290 31 000000 | RIDGE/OPERATION MAINTENANCE/OTHER PROPERTY<br>SERVICES/BUDGET MANAGER<br>RESPONSIBILITY/NON-CATEGORICAL/UNRESTRICTE      |
|                 | Cintas Corporation N | 08/10/2021    | 08/10/2021   | 07/20/2021      | OF94630885        | OTHER PROPERTY<br>SERVICES        | 1,515.29 | 20E243 2540 3290 31 000000 | HOLMES/OPERATION MAINTENANCE/OTHER<br>PROPERTY SERVICES/BUDGET MANAGER<br>RESPONSIBILITY/NON-CATEGORICAL/UNRESTRICTE     |
|                 | Cintas Corporation N | 08/10/2021    | 08/10/2021   | 07/22/2021      | OF94630886        | OTHER PROPERTY                    | 2,022.76 | 20E132 2540 3290 31 000000 | LOW/OPERATION MAINTENANCE/OTHER PROPERTY   |

| CHECK NUMBER | CHECK VENDOR         | CHECK DATE | POST DATE  | INVOICE DATE | INVOICE NUMBER | INVOICE DESCRIPTION                  | AMOUNT    | ACCOUNT NUMBER             | ACCOUNT DESCRIPTION   |
|--------------|----------------------|------------|------------|--------------|----------------|--------------------------------------|-----------|----------------------------|---|
|              |                      |            |            |              |                | SERVICES                             |           |                            | SERVICES/BUDGET MANAGER   |
|              | Cintas Corporation N | 08/10/2021 | 08/10/2021 | 07/16/2021   | OF94630542     | OTHER PROPERTY SERVICES              | 1,090.76  | 20E079 2540 3290 31 000000 | RESPONSIBILITY/NON-CATEGORICAL/UNRESTRICTE<br>EARLY CHILDHOOD/OPERATION<br>MAINTENANCE/OTHER PROPERTY SERVICES/BUDGET MANAGER       |
|              | Cintas Corporation N | 08/10/2021 | 08/10/2021 | 07/16/2021   | OF94630458     | OTHER PROPERTY SERVICES              | 834.22    | 20E127 2540 3290 31 000000 | RESPONSIBILITY/NON-CATEGORICAL/UNRESTRICTE<br>FOREST VIEW/OPERATION MAINTENANCE/OTHER<br>PROPERTY SERVICES/BUDGET MANAGER           |
|              | Cintas Corporation N | 08/10/2021 | 08/10/2021 | 07/15/2021   | OF94630346     | OTHER PROPERTY SERVICES              | 986.65    | 20E121 2540 3290 31 000000 | RESPONSIBILITY/NON-CATEGORICAL/UNRESTRICTE<br>BRENTWOOD/OPERATION MAINTENANCE/OTHER<br>PROPERTY SERVICES/BUDGET MANAGER             |
|              |                      |            |            |              |                | Totals for 187443                    | 17,600.97 |                            | RESPONSIBILITY/NON-CATEGORICAL/UNRESTRICTE  |
| 187444       | Comcast              | 08/10/2021 | 08/10/2021 | 07/05/2021   | 8771010010     | Internet Service for CCSD59 Families | 99.55     | 80L002 4800 0000 00 000000 | SUPERINTENDENT/BOARD OF ED/DUE TO STUDENT<br>ACTIVITY FUNDS   |
|              |                      |            |            |              |                | Totals for 187444                    | 99.55     |                            |   |
| 187445       | Connections Academy  | 08/10/2021 | 08/10/2021 | 07/06/2021   | 8399           | Private Facility Tuition             | 1,640.70  | 10E006 1912 6700 31 000000 | EDUC. SERVICES/PRIVATE<br>TUITION/TUITION/BUDGET MANAGER  |
|              |                      |            |            |              |                | Totals for 187445                    | 1,640.70  |                            | RESPONSIBILITY/NON-CATEGORICAL/UNRESTRICTE  |
| 187447       | Connexion            | 08/10/2021 | 08/10/2021 | 07/26/2021   | S1777546.0     | ELECTRICAL                           | 2,614.95  | 20E099 2540 4950 31 000000 | DISTRICT SPECIAL ALLOC/OPERATION<br>MAINTENANCE/ELECTRICAL SUPPLIES/BUDGET<br>MANAGER   |
|              | Connexion            | 08/10/2021 | 08/10/2021 | 07/06/2021   | S1781565.0     | ELECTRICAL                           | 688.00    | 20E099 2540 4950 31 000000 | RESPONSIBILITY/NON-CATEGORICAL/UNRESTRICTE<br>DISTRICT SPECIAL ALLOC/OPERATION<br>MAINTENANCE/ELECTRICAL SUPPLIES/BUDGET<br>MANAGER |
|              | Connexion            | 08/10/2021 | 08/10/2021 | 07/16/2021   | S1787395.0     | ELECTRICAL                           | 442.05    | 20E099 2540 4950 31 000000 | RESPONSIBILITY/NON-CATEGORICAL/UNRESTRICTE<br>DISTRICT SPECIAL ALLOC/OPERATION<br>MAINTENANCE/ELECTRICAL SUPPLIES/BUDGET<br>MANAGER |
|              | Connexion            | 08/10/2021 | 08/10/2021 | 07/23/2021   | S1787395.0     | ELECTRICAL                           | 516.00    | 20E099 2540 4950 31 000000 | RESPONSIBILITY/NON-CATEGORICAL/UNRESTRICTE<br>DISTRICT SPECIAL ALLOC/OPERATION<br>MAINTENANCE/ELECTRICAL SUPPLIES/BUDGET            |

| CHECK<br>NUMBER | CHECK<br>VENDOR     | CHECK<br>DATE | POST<br>DATE | INVOICE<br>DATE | INVOICE<br>NUMBER | INVOICE<br>DESCRIPTION  | AMOUNT    | ACCOUNT<br>NUMBER          | ACCOUNT<br>DESCRIPTION  |
|-----------------|---------------------|---------------|--------------|-----------------|-------------------|---|-----------|----------------------------|---|
|                 |                     |               |              |                 |                   |   |           |                            | MANAGER<br>RESPONSIBILITY/NON-CATEGORICAL/UNRESTRICTE   |
|                 | Connexion           | 08/10/2021    | 08/10/2021   | 07/20/2021      | S1788006.0        | ELECTRICAL  | 393.28    | 20E099 2540 4950 31 000000 | DISTRICT SPECIAL ALLOC/OPERATION<br>MAINTENANCE/ELECTRICAL SUPPLIES/BUDGET<br>MANAGER   |
|                 | Connexion           | 08/10/2021    | 08/10/2021   | 07/15/2021      | S1781585.0        | ELECTRICAL  | 25.89     | 20E099 2540 4950 31 000000 | RESPONSIBILITY/NON-CATEGORICAL/UNRESTRICTE<br>DISTRICT SPECIAL ALLOC/OPERATION<br>MAINTENANCE/ELECTRICAL SUPPLIES/BUDGET<br>MANAGER         |
|                 | Connexion           | 08/10/2021    | 08/10/2021   | 07/29/2021      | S1783819.0        | ELECTRICAL  | 525.50    | 20E099 2540 4950 31 000000 | RESPONSIBILITY/NON-CATEGORICAL/UNRESTRICTE<br>DISTRICT SPECIAL ALLOC/OPERATION<br>MAINTENANCE/ELECTRICAL SUPPLIES/BUDGET<br>MANAGER         |
|                 |                     |               |              |                 |                   | Totals for 187447   | 5,205.67  |                            | RESPONSIBILITY/NON-CATEGORICAL/UNRESTRICTE  |
| 187448          | District Management | 08/10/2021    | 08/10/2021   | 05/31/2021      | 24849             | Services related to equity opportunity review and comprehensive planning  | 50,000.00 | 10E099 1110 3110 31 499821 | DISTRICT SPECIAL ALLOC/GENL INSTR<br>ELEM/PROFESSIONAL SERVICES - ADMIN./BUDGET<br>MANAGER RESPONSIBILITY/SCHOOL EMERGENCY<br>RELIEF GRA II |
|                 |                     |               |              |                 |                   | Totals for 187448   | 50,000.00 |                            |   |
| 187449          | Ed-Red              | 08/10/2021    | 08/10/2021   | 07/01/2021      | 2021-025          | Membership Fee 2021/22  | 3,500.00  | 10E002 2320 6400 31 000000 | SUPERINTENDENT/BOARD OF ED/EXECUTIVE<br>ADMINISTRATION SERVI/DUES AND FEES/BUDGET<br>MANAGER  |
|                 |                     |               |              |                 |                   | Totals for 187449   | 3,500.00  |                            | RESPONSIBILITY/NON-CATEGORICAL/UNRESTRICTE  |
| 187450          | Gonzalez, Maribel   | 08/10/2021    | 08/10/2021   | 07/21/2021      | MG-21-01          | Reimbursement for payment to GPT for 2 hr Refresher class for Jack Beres-Fernanda Santibanez and Mary Gonzalez. | 30.00     | 40E099 2551 3120 30 000000 | DISTRICT SPECIAL ALLOC/SERVICE AREA<br>DIRECTION/PROF DEVELOPMENT<br>REGISTRATION/DISTRICT<br>RESPONSIBILITY/NON-CATEGORICAL/UNRESTRICTE    |

| CHECK<br>NUMBER | CHECK<br>VENDOR      | CHECK<br>DATE | POST<br>DATE | INVOICE<br>DATE | INVOICE<br>NUMBER | INVOICE<br>DESCRIPTION  | AMOUNT    | ACCOUNT<br>NUMBER          | ACCOUNT<br>DESCRIPTION   |
|-----------------|----------------------|---------------|--------------|-----------------|-------------------|---|-----------|----------------------------|--|
|                 |                      |               |              |                 |                   | \$10 each   |           |                            |  |
|                 |                      |               |              |                 |                   | Totals for 187450   | 30.00     |                            |  |
| 187451          | Hawthorn Associates  | 08/10/2021    | 08/10/2021   | 07/06/2021      | 2021_56           | Medicare fee<br>for services:<br>Voucher<br>#1141E572   | 1,039.70  | 10E006 2330 3110 31 000000 | EDUC. SERVICES/ADMINISTRATIVE<br>SERVICES/PROFESSIONAL SERVICES -<br>ADMIN./BUDGET MANAGER<br>RESPONSIBILITY/NON-CATEGORICAL/UNRESTRICTE       |
|                 |                      |               |              |                 |                   | Totals for 187451   | 1,039.70  |                            |  |
| 187452          | Lawson Products      | 08/10/2021    | 08/10/2021   | 07/28/2021      | 9308660048        | SM EQUIP PARTS  | 449.09    | 20E099 2540 4975 31 000000 | DISTRICT SPECIAL ALLOC/OPERATION<br>MAINTENANCE/SMALL EQUIPMENT REPAIR<br>SUPPLIE/BUDGET MANAGER<br>RESPONSIBILITY/NON-CATEGORICAL/UNRESTRICTE |
|                 |                      |               |              |                 |                   | Totals for 187452   | 449.09    |                            |  |
| 187453          | Martinez, Caludia    | 08/10/2021    | 08/10/2021   | 07/27/2021      | 20210727-M        | Refund Meal<br>Account  | 21.90     | 10R069 1611 0000 00 000000 | FOOD SERVICE/SALES TO<br>PUPILS-LUNCH/NON-CATEGORICAL/UNRESTRICTED   |
|                 | Martinez, Caludia    | 08/10/2021    | 08/10/2021   | 07/27/2021      | 20210727-M        | Refund Meal<br>Account  | 26.60     | 10R069 1611 0000 00 000000 | FOOD SERVICE/SALES TO<br>PUPILS-LUNCH/NON-CATEGORICAL/UNRESTRICTED   |
|                 |                      |               |              |                 |                   | Totals for 187453   | 48.50     |                            |  |
| 187454          | Nogueira, Isabella   | 08/10/2021    | 08/10/2021   | 07/19/2021      | 20210719-N        | Refund Meal<br>Account  | 44.10     | 10R069 1611 0000 00 000000 | FOOD SERVICE/SALES TO<br>PUPILS-LUNCH/NON-CATEGORICAL/UNRESTRICTED   |
|                 | Nogueira, Isabella   | 08/10/2021    | 08/10/2021   | 07/19/2021      | 20210719-N        | Refund Meal<br>Account  | 56.85     | 10R069 1611 0000 00 000000 | FOOD SERVICE/SALES TO<br>PUPILS-LUNCH/NON-CATEGORICAL/UNRESTRICTED   |
|                 | Nogueira, Isabella   | 08/10/2021    | 08/10/2021   | 07/19/2021      | 20210719-N        | Refund Meal<br>Account  | 47.65     | 10R069 1611 0000 00 000000 | FOOD SERVICE/SALES TO<br>PUPILS-LUNCH/NON-CATEGORICAL/UNRESTRICTED   |
|                 |                      |               |              |                 |                   | Totals for 187454   | 148.60    |                            |  |
| 187455          | North Cook Intermedi | 08/10/2021    | 08/10/2021   | 07/30/2021      | 20210730          | Mentoring<br>services for<br>1st year<br>principals<br>(Ganan, Lau,<br>Smith, Stone)<br>for 21-22 | 12,800.00 | 10E008 2210 3110 31 000000 | STAFF DEVELOPMENT/IMPROV. OF INSTR.<br>SVCS./PROFESSIONAL SERVICES -<br>ADMIN./BUDGET MANAGER<br>RESPONSIBILITY/NON-CATEGORICAL/UNRESTRICTE    |
|                 |                      |               |              |                 |                   | Totals for 187455   | 12,800.00 |                            |  |
| 187456          | On Tap Company       | 08/10/2021    | 08/10/2021   | 07/15/2021      | 34882             | Water Cooler  | 75.00     | 10E127 2410 4100 31 000000 | FOREST VIEW/OFFICE OF PRINCIPAL/GENERAL  |

| CHECK NUMBER | CHECK VENDOR         | CHECK DATE | POST DATE  | INVOICE DATE | INVOICE NUMBER | INVOICE DESCRIPTION                     | AMOUNT   | ACCOUNT NUMBER             | ACCOUNT DESCRIPTION   |
|--------------|----------------------|------------|------------|--------------|----------------|---|----------|----------------------------|---|
|              |                      |            |            |              |                | Rental for Quarterly Period             |          |                            | SUPPLIES/BUDGET MANAGER RESPONSIBILITY/NON-CATEGORICAL/UNRESTRICTE  |
|              |                      |            |            |              |                | Totals for 187456                       | 75.00    |                            |   |
| 187457       | Prime Construction I | 08/10/2021 | 08/10/2021 | 07/23/2021   | P21-112        | REPAIR BY OUTSIDE                       | 9,950.00 | 20E099 2540 3230 31 000000 | DISTRICT SPECIAL ALLOC/OPERATION MAINTENANCE/REPAIR AND MAINTENANCE SERVICE/BUDGET MANAGER RESPONSIBILITY/NON-CATEGORICAL/UNRESTRICTE |
|              |                      |            |            |              |                | Totals for 187457                       | 9,950.00 |                            |   |
| 187458       | Robert W Hendricksen | 08/10/2021 | 08/10/2021 | 07/20/2021   | 9810           | LANDSCAPING                             | 1,400.00 | 20E099 2540 4985 31 000000 | DISTRICT SPECIAL ALLOC/OPERATION MAINTENANCE/LANDSCAPING/GROUNDS SUPPLIES/BUDGET MANAGER RESPONSIBILITY/NON-CATEGORICAL/UNRESTRICTE   |
|              |                      |            |            |              |                | Totals for 187458                       | 1,400.00 |                            |   |
| 187459       | Sam's Club Direct    | 08/10/2021 | 08/10/2021 | 07/22/2021   | 6596756445     | Purchased treats for PD's               | 217.50   | 10E073 2191 4100 31 000000 | INSTRUCTION SUPPORT SERVICES/SUPPORT PROGRAMS/GENERAL SUPPLIES/BUDGET MANAGER RESPONSIBILITY/NON-CATEGORICAL/UNRESTRICTE              |
|              |                      |            |            |              |                | Totals for 187459                       | 217.50   |                            |   |
| 187460       | SmartSign            | 08/10/2021 | 08/10/2021 | 07/08/2021   | MAT-197623     | Musical Instrument Asset Tags           | 501.85   | 10E005 2510 4100 31 000000 | BUSINESS SERVICES/DIRECTOR OF BUSINESS SVCS./GENERAL SUPPLIES/BUDGET MANAGER RESPONSIBILITY/NON-CATEGORICAL/UNRESTRICTE               |
|              |                      |            |            |              |                | Totals for 187460                       | 501.85   |                            |   |
| 187461       | Stone, Samantha      | 08/10/2021 | 08/10/2021 | 07/15/2021   | 114-165201     | Staff Opening Day Supplies              | 99.91    | 10E133 2410 4100 31 000000 | RIDGE/OFFICE OF PRINCIPAL/GENERAL SUPPLIES/BUDGET MANAGER RESPONSIBILITY/NON-CATEGORICAL/UNRESTRICTE                                  |
|              | Stone, Samantha      | 08/10/2021 | 08/10/2021 | 07/18/2021   | 20210718       | Staff Back to School Breakfast Supplies | 110.20   | 10E133 2410 4100 31 000000 | RIDGE/OFFICE OF PRINCIPAL/GENERAL SUPPLIES/BUDGET MANAGER RESPONSIBILITY/NON-CATEGORICAL/UNRESTRICTE                                  |
|              |                      |            |            |              |                | Totals for 187461                       | 210.11   |                            |   |
| 187462       | United Parcel Servic | 08/10/2021 | 08/10/2021 | 07/17/2021   | 0000628604     | POSTAGE                                 | 13.18    | 10E005 2510 3400 31 000000 | BUSINESS SERVICES/DIRECTOR OF BUSINESS SVCS./COMMUNICATION/BUDGET MANAGER RESPONSIBILITY/NON-CATEGORICAL/UNRESTRICTE                  |

| <u>CHECK</u>  | <u>CHECK</u>         | <u>POST</u> | <u>INVOICE</u> | <u>INVOICE</u> | <u>INVOICE</u> | <u>ACCOUNT</u>     | <u>ACCOUNT</u>  |
|---------------|----------------------|-------------|----------------|----------------|----------------|--------------------|---|
| <u>NUMBER</u> | <u>VENDOR</u>        | <u>DATE</u> | <u>DATE</u>    | <u>DATE</u>    | <u>NUMBER</u>  | <u>DESCRIPTION</u> | <u>DESCRIPTION</u>  |
| 187462        | United Parcel Servic | 08/10/2021  | 08/10/2021     | 07/24/2021     | 0000628604     | POSTAGE            | 34.53 10E005 2510 3400 31 000000 BUSINESS SERVICES/DIRECTOR OF BUSINESS SVCS./COMMUNICATION/BUDGET MANAGER RESPONSIBILITY/NON-CATEGORICAL/UNRESTRICTE |
|               |                      |             |                |                |                | Totals for 187462  | 47.71   |
|               |                      |             |                |                |                | Totals for checks  | 114,863.46  |

FUND SUMMARY

| <u>FUND</u> | <u>DESCRIPTION</u>            | <u>BALANCE SHEET</u> | <u>REVENUE</u> | <u>EXPENSE</u> | <u>TOTAL</u> |
|-------------|-------------------------------|----------------------|----------------|----------------|--------------|
| 10          | EDUCATIONAL FUND              | 0.00                 | 197.10         | 75,758.45      | 75,955.55    |
| 20          | OPERATIONS & MAINTENANCE FUND | 0.00                 | 0.00           | 38,778.36      | 38,778.36    |
| 40          | TRANSPORTATION FUND           | 0.00                 | 0.00           | 30.00          | 30.00        |
| 80          | STUDENT ACTIVITY FUND         | 99.55                | 0.00           | 0.00           | 99.55        |
| ***         | Fund Summary Totals ***       | 99.55                | 197.10         | 114,566.81     | 114,863.46   |

\*\*\*\*\* End of report \*\*\*\*\*

| Card Number   | Tran Date  | Tran ID  | Used By     | Name                | Where Used                      | Purch Vendor | Imp Date   | Post Date | Status | App | Amount |
|---|------------|--|-------------|---------------------|---------------------------------|--------------|------------|-----------|--------|-----|--------|
|   | Line       | Description                                    | PO Number   | Invoice Number      | Invoice Dt                      | Amount       |            |           |        |     |        |
|   |            | Account  | Percent     | Amount              |                                 |              |            |           |        |     |        |
| XXXXXXXXXXXXXXXXXX  | 07/19/2021 | 28747  | MANWESTA000 | Manwell Stacey E    | Amzn Mktp US 2e2v115i1, Amzn.Co | AMAZON 000   | 07/22/2021 |           | Batch  | A   | 12.30  |
|   | 1          | Device Clamp Holder                            |             |                     |                                 |              |            | 12.30     |        |     |        |
|   |            | 10E009 2630 4100 31 000000                     | 100.00%     | 12.30               |                                 |              |            |           |        |     |        |
| XXXXXXXXXXXXXXXXXX  | 07/09/2021 | 28711  | WEBSTDEN000 | Webster Denise M    | School Health Corp, 866-323-546 |              | 07/14/2021 |           | Batch  | A   | 15.24  |
|   | 1          | Health Supplies for Devonshire.                |             |                     |                                 |              |            | 15.24     |        |     |        |
|   |            | 10E006 2130 4100 31 000000                     | 100.00%     | 15.24               |                                 |              |            |           |        |     |        |
| XXXXXXXXXXXXXXXXXX  | 07/09/2021 | 28712  | NICOLART000 | Nicolini Arthur S   | Addison Building Mater, Arlingt | ADDISON 000  | 07/14/2021 |           | Batch  | A   | 29.05  |
|   | 1          | OTHER SUPPLIES; DAP CONCRETE PATCH AND LIGHTWE |             |                     |                                 |              |            | 29.05     |        |     |        |
|   |            | 20E099 2540 4990 31 000000                     | 100.00%     | 29.05               |                                 |              |            |           |        |     |        |
| XXXXXXXXXXXXXXXXXX  | 07/12/2021 | 28723  | MAGGICAR000 | Maggio Carolyn      | Mailchimp Monthly, Mailchimp.Co |              | 07/14/2021 |           | Batch  | A   | 87.99  |
|   | 1          | monthly email service expense (Mail Chimp)     |             |                     |                                 |              |            | 87.99     |        |     |        |
|   |            | 10E009 2630 3110 31 000000                     | 100.00%     | 87.99               |                                 |              |            |           |        |     |        |
| XXXXXXXXXXXXXXXXXX  | 07/14/2021 | 28740  | PELRIDAV000 | Pelrine David Brian | Neradt Hdwe Corp, Mt Prospect,  | NERADT H000  | 07/15/2021 |           | Batch  | A   | 47.97  |
|   | 1          | HVAC; PLUG SQ HEAD BLK, SHARKBITE CAP, ENDSTP  |             |                     |                                 |              |            | 47.97     |        |     |        |
|   |            | 20E099 2540 4940 31 000000                     | 100.00%     | 47.97               |                                 |              |            |           |        |     |        |
|   | 07/13/2021 | 28724  | PELRIDAV000 | Pelrine David Brian | Tec #134, Elk Grove Vil, IL, 60 | TEMPERAT001  | 07/14/2021 |           | Batch  | A   | 54.08  |
|   | 1          | HVAC; STARTING COLLAR AND INS FOIL FLEX        |             |                     |                                 |              |            | 54.08     |        |     |        |
|   |            | 20E099 2540 4940 31 000000                     | 100.00%     | 54.08               |                                 |              |            |           |        |     |        |
|   | 07/13/2021 | 28725  | PELRIDAV000 | Pelrine David Brian | Johnstone Supply - 390, Elk Gro |              | 07/14/2021 |           | Batch  | A   | 47.25  |
|   | 1          | HVAC; DIFFUSER                                 |             |                     |                                 |              |            | 47.25     |        |     |        |
|   |            | 20E099 2540 4940 31 000000                     | 100.00%     | 47.25               |                                 |              |            |           |        |     |        |
|   | 07/13/2021 | 28726  | PELRIDAV000 | Pelrine David Brian | Air Products Equipment, Elk Gro |              | 07/14/2021 |           | Batch  | A   | 138.00 |
|   | 1          | HVAC; 10" NK OMNI 3 24X24                      |             |                     |                                 |              |            | 138.00    |        |     |        |
|   |            | 20E099 2540 4940 31 000000                     | 100.00%     | 138.00              |                                 |              |            |           |        |     |        |
| 4 transaction(s) for XXXXXXXXXXXXXXXXXXXX. Total Amount ==> |            |  |             |                     |                                 |              |            |           |        |     | 287.30 |
| XXXXXXXXXXXXXXXXXX  | 07/20/2021 | 28758  | DIMASANNO00 | DiMaso Annette      | Nasco Fort Atkinson, Fort Atkin | NASCO - 000  | 07/22/2021 |           | Batch  | A   | 714.00 |
|   | 1          | School supplies for the back to school event   |             |                     |                                 |              |            | 714.00    |        |     |        |
|   |            | 10E075 2900 4100 31 430021                     | 100.00%     | 714.00              |                                 |              |            |           |        |     |        |
|   | 07/19/2021 | 28757  | DIMASANNO00 | DiMaso Annette      | The Goetz Printing, 703-5698232 |              | 07/22/2021 |           | Batch  | A   | 57.59  |
|   | 1          | Instruction materials for Instruction and Asse |             |                     |                                 |              |            | 57.59     |        |     |        |
|   |            | 10E078 1110 4100 31 499822                     | 100.00%     | 57.59               |                                 |              |            |           |        |     |        |



| Card Number                    | Tran Date  | Tran ID  | Used By     | Name              | Where Used                      | Purch Vendor   | Imp Date   | Post Date  | Status | App | Amount   |          |
|--------------------------------|------------|--|-------------|-------------------|---------------------------------|----------------|------------|------------|--------|-----|--|----------|
|                                | Line       | Description                                    |             |                   | PO Number                       | Invoice Number |            | Invoice Dt |        |     | Amount   |          |
|                                |            | Account  |             |                   | Percent                         | Amount         |            |            |        |     |  |          |
| XXXXXXXXXXXXXXXXX continued... |            |  |             |                   |                                 |                |            |            |        |     |  |          |
|                                | 07/16/2021 | 28754  | DIMASANN000 | DiMaso Annette    | Brainpop, 2126899923, NY, 10010 | BRAIN P0001    | 07/22/2021 |            | Batch  | A   | -405.00  |          |
|                                | 1          | Refund for a renewal we did not authorize      |             |                   |                                 |                |            |            |        |     | -405.00  |          |
|                                |            | 10E089 1110 4100 31 499821                     |             |                   | 100.00%                         | -405.00        |            |            |        |     |  |          |
|                                | 07/16/2021 | 28755  | DIMASANN000 | DiMaso Annette    | Lessonsforsel.Com, San Francisc |                | 07/22/2021 |            | Batch  | A   | 85.00  |          |
|                                | 1          | Materials for the instruction for staff SEL pr |             |                   |                                 |                |            |            |        |     | 85.00  |          |
|                                |            | 10E078 3000 4100 31 440021                     |             |                   | 100.00%                         | 85.00          |            |            |        |     |  |          |
|                                | 07/16/2021 | 28756  | DIMASANN000 | DiMaso Annette    | Brainpop, 2126899923, NY, 10010 | BRAIN P0001    | 07/22/2021 |            | Batch  | A   | -175.00  |          |
|                                | 1          | Refund for a renewal we did not authorize      |             |                   |                                 |                |            |            |        |     | -175.00  |          |
|                                |            | 10E089 1110 4100 31 499821                     |             |                   | 100.00%                         | -175.00        |            |            |        |     |  |          |
|                                | 07/15/2021 | 28753  | DIMASANN000 | DiMaso Annette    | Flinn Scientific Inc, 800-452-1 |                | 07/22/2021 |            | Batch  | A   | 669.75   |          |
|                                | 1          | Science Materials                              |             |                   |                                 |                |            |            |        |     | 669.75   |          |
|                                |            | 10E057 1110 4100 31 000000                     |             |                   | 100.00%                         | 669.75         |            |            |        |     |  |          |
|                                | 07/13/2021 | 28729  | DIMASANN000 | DiMaso Annette    | Carolina Biologic Supp, 8003345 | CAROLINA000    | 07/14/2021 |            | Batch  | A   | 1,549.04   |          |
|                                | 1          | Science Materials for Kits                     |             |                   |                                 |                |            |            |        |     | 1,549.04   |          |
|                                |            | 10E057 1120 4100 31 000000                     |             |                   | 100.00%                         | 1,549.04       |            |            |        |     |  |          |
|                                | 07/12/2021 | 28727  | DIMASANN000 | DiMaso Annette    | Isu Conferences, 3094382160, IL |                | 07/14/2021 |            | Batch  | A   | 275.00   |          |
|                                | 1          | Registration for Ashley Robertson Title iV     |             |                   |                                 |                |            |            |        |     | 275.00   |          |
|                                |            | 10E078 2210 3120 31 440021                     |             |                   | 100.00%                         | 275.00         |            |            |        |     |  |          |
|                                | 07/12/2021 | 28728  | DIMASANN000 | DiMaso Annette    | Nasco Fort Atkinson, Fort Atkin | NASCO - 000    | 07/14/2021 |            | Batch  | A   | 1,517.25   |          |
|                                | 1          | Science Materials for kits                     |             |                   |                                 |                |            |            |        |     | 1,517.25   |          |
|                                |            | 10E057 1120 4100 31 000000                     |             |                   | 100.00%                         | 1,517.25       |            |            |        |     |  |          |
|                                | 07/07/2021 | 28685  | DIMASANN000 | DiMaso Annette    | Brainpop, 2126899923, NY, 10010 | BRAIN P0001    | 07/09/2021 |            | Batch  | A   | 175.00   |          |
|                                | 1          | Brainpop Subscription Renewal                  |             |                   |                                 |                |            |            |        |     | 175.00   |          |
|                                |            | 10E089 1110 4100 31 499821                     |             |                   | 100.00%                         | 175.00         |            |            |        |     |  |          |
|                                | 07/07/2021 | 28686  | DIMASANN000 | DiMaso Annette    | Brainpop, 2126899923, NY, 10010 | BRAIN P0001    | 07/09/2021 |            | Batch  | A   | 405.00   |          |
|                                | 1          | Brainpop Subscription renewal                  |             |                   |                                 |                |            |            |        |     | 405.00   |          |
|                                |            | 10E089 1110 4100 31 499821                     |             |                   | 100.00%                         | 405.00         |            |            |        |     |  |          |
|                                | 07/06/2021 | 28684  | DIMASANN000 | DiMaso Annette    | Edweek Digital Oped, 8004458250 |                | 07/09/2021 |            | Batch  | A   | 40.00  |          |
|                                | 1          | Education Weekly Subscription                  |             |                   |                                 |                |            |            |        |     | 40.00  |          |
|                                |            | 10E078 1110 4400 31 000000                     |             |                   | 100.00%                         | 40.00          |            |            |        |     |  |          |
|                                |            |  |             |                   |                                 |                |            |            |        |     | 12 transaction(s) for XXXXXXXXXXXXXXXXXXXX. Total Amount ==> | 4,907.63 |
| XXXXXXXXXXXXXXXXX              |            |  |             |                   |                                 |                |            |            |        |     |  |          |
|                                | 07/05/2021 | 28688  | MCDONJUS000 | McDonald Justin P | Southside Control Supp, Chicago |                | 07/09/2021 |            | Batch  | A   | 97.41  |          |
|                                | 1          | HVAC; DIFFERENTIAL AIR PRESS SWITCH            |             |                   |                                 |                |            |            |        |     | 97.41  |          |
|                                |            | 20E099 2540 4940 31 000000                     |             |                   | 100.00%                         | 97.41          |            |            |        |     |  |          |

| Card Number        | Tran Date  | Tran ID  | Used By     | Name                    | Where Used                      | Purch Vendor   | Imp Date   | Post Date | Status | App | Amount   |
|--------------------|------------|--|-------------|-------------------------|---------------------------------|----------------|------------|-----------|--------|-----|----------|
|                    | Line       | Description                                    |             |                         | PO Number                       | Invoice Number |            | Amount    |        |     |          |
|                    |            | Account  |             |                         | Percent                         | Amount         |            |           |        |     |          |
| XXXXXXXXXXXXXXXXXX | 07/12/2021 | 28708  | LUEDLTHO002 | Luedloff Thomas         | Top Golf Schaumburg 62,         | 8668674        | 07/14/2021 |           | Batch  | A   | 2,279.26 |
|                    | 1          | Admin Retreat (deposit)                        |             |                         |                                 |                |            | 2,279.26  |        |     |          |
|                    |            | 10E002 2320 3320 31 000000                     |             |                         | 100.00%                         | 2,279.26       |            |           |        |     |          |
| XXXXXXXXXXXXXXXXXX | 07/01/2021 | 28676  | FESSLART000 | Fessler Arthur John, Dr | Panda Express 669, Elk Grove Vi |                | 07/09/2021 |           | Batch  | A   | 21.00    |
|                    | 1          | Panda Express - Dr. Fessler lunch w/board memb |             |                         |                                 |                |            | 21.00     |        |     |          |
|                    |            | 10E002 2320 3320 31 000000                     |             |                         | 100.00%                         | 21.00          |            |           |        |     |          |
| XXXXXXXXXXXXXXXXXX | 07/19/2021 | 28760  | AHSELCAT000 | Ahsell Catherine, Dr    | Audible 2e76a8oj2, Amzn.Com/Bil |                | 07/22/2021 |           | Batch  | A   | 6.95     |
|                    | 1          | Audible account for Katie Ahsell               |             |                         |                                 |                |            | 6.95      |        |     |          |
|                    |            | 10E078 1110 4400 31 000000                     |             |                         | 100.00%                         | 6.95           |            |           |        |     |          |
| XXXXXXXXXXXXXXXXXX | 07/20/2021 | 28751  | WERNETIM001 | Werner Timothy J        | Bcr Automotive Group, Bensenvil |                | 07/22/2021 |           | Batch  | A   | 140.44   |
|                    | 1          | VEHICLE; TUBE AS                               |             |                         |                                 |                |            | 140.44    |        |     |          |
|                    |            | 20E099 2540 4970 31 000000                     |             |                         | 100.00%                         | 140.44         |            |           |        |     |          |
|                    | 07/16/2021 | 28750  | WERNETIM001 | Werner Timothy J        | Oreilly Auto Parts 33, Arlingto |                | 07/22/2021 |           | Batch  | A   | 185.26   |
|                    | 1          | SM EQUIP PARTS; BATTERY, CORE CHARGE/EXCHANGE  |             |                         |                                 |                |            | 185.26    |        |     |          |
|                    |            | 20E099 2540 4975 31 000000                     |             |                         | 100.00%                         | 185.26         |            |           |        |     |          |
|                    | 07/14/2021 | 28739  | WERNETIM001 | Werner Timothy J        | Addison Building Mater, Arlingt | ADDISON 000    | 07/15/2021 |           | Batch  | A   | 8.42     |
|                    | 1          | VEHICLE; 6PT SOCKET AND PHILLIPS POWER BIT     |             |                         |                                 |                |            | 8.42      |        |     |          |
|                    |            | 20E099 2540 4970 31 000000                     |             |                         | 100.00%                         | 8.42           |            |           |        |     |          |
|                    | 07/12/2021 | 28719  | WERNETIM001 | Werner Timothy J        | Oreilly Auto Parts 33, Arlingto |                | 07/14/2021 |           | Batch  | A   | 42.42    |
|                    | 1          | VEHICLE; OIL FILTER                            |             |                         |                                 |                |            | 42.42     |        |     |          |
|                    |            | 20E099 2540 4970 31 000000                     |             |                         | 100.00%                         | 42.42          |            |           |        |     |          |
|                    | 07/12/2021 | 28720  | WERNETIM001 | Werner Timothy J        | Batteries Plus #0490, Schaumbur | BATTERIE001    | 07/14/2021 |           | Batch  | A   | 479.80   |
|                    | 1          | SM EQUIP PARTS; 6 V GC2 CROWN FLOODED BATTERY  |             |                         |                                 |                |            | 479.80    |        |     |          |
|                    |            | 20E099 2540 4975 31 000000                     |             |                         | 100.00%                         | 479.80         |            |           |        |     |          |
|                    | 07/09/2021 | 28717  | WERNETIM001 | Werner Timothy J        | United Rentals #018226, 813-269 |                | 07/14/2021 |           | Batch  | A   | 23.32    |
|                    | 1          | SM EQUIP PARTS; GREASE CAP AND FREIGHT         |             |                         |                                 |                |            | 23.32     |        |     |          |
|                    |            | 20E099 2540 4975 31 000000                     |             |                         | 100.00%                         | 23.32          |            |           |        |     |          |
|                    | 07/09/2021 | 28718  | WERNETIM001 | Werner Timothy J        | Russo Power Equipment, Schiller |                | 07/14/2021 |           | Batch  | A   | 56.01    |
|                    | 1          | SM EQUIP PARTS; BATTERY POWERED CHAIN SAW      |             |                         |                                 |                |            | 56.01     |        |     |          |
|                    |            | 20E099 2540 4975 31 000000                     |             |                         | 100.00%                         | 56.01          |            |           |        |     |          |
|                    | 07/08/2021 | 28679  | WERNETIM001 | Werner Timothy J        | Oreilly Auto Parts 33, Arlingto |                | 07/09/2021 |           | Batch  | A   | 134.58   |
|                    | 1          | VEHICLE; BRAKE LIGHT                           |             |                         |                                 |                |            | 134.58    |        |     |          |
|                    |            | 20E099 2540 4970 31 000000                     |             |                         | 100.00%                         | 134.58         |            |           |        |     |          |

| Card Number                    | Tran Date  | Tran ID  | Used By     | Name               | Where Used                      | Purch Vendor   | Imp Date   | Post Date | Status | App | Amount   |
|--------------------------------|------------|--|-------------|--------------------|---------------------------------|----------------|------------|-----------|--------|-----|--|
|                                | Line       | Description                                    |             |                    | PO Number                       | Invoice Number | Invoice Dt | Amount    |        |     |  |
|                                |            | Account  |             |                    | Percent                         | Amount         |            |           |        |     |  |
| XXXXXXXXXXXXXXXXX continued... |            |  |             |                    |                                 |                |            |           |        |     |  |
|                                | 07/07/2021 | 28678  | WERNETIM001 | Werner Timothy J   | Oreilly Auto Parts 33, Arlingto |                | 07/09/2021 |           | Batch  | A   | 185.26   |
|                                | 1          | SM EQUIP PARTS; BATTERY/CORE CHARGE/EXCHANGE   |             |                    |                                 |                |            | 185.26    |        |     |  |
|                                |            | 20E099 2540 4975 31 000000                     |             |                    | 100.00%                         | 185.26         |            |           |        |     |  |
|                                |            |  |             |                    |                                 |                |            |           |        |     | 9 transaction(s) for XXXXXXXXXXXXXXXXXXXX. Total Amount ==> 1,255.51 |
| XXXXXXXXXXXXXXXXX              | 07/19/2021 | 28764  | MANGIMIC000 | Mangiamele Michael | The Home Depot #1913, Mt Prospe | HOME DEP000    | 07/22/2021 |           | Batch  | A   | 538.65   |
|                                | 1          | OTHER SUPPLIES; FANS                           |             |                    |                                 |                |            | 538.65    |        |     |  |
|                                |            | 20E099 2540 4990 31 000000                     |             |                    | 100.00%                         | 538.65         |            |           |        |     |  |
|                                | 07/19/2021 | 28765  | MANGIMIC000 | Mangiamele Michael | Addison Building Mater, Arlingt | ADDISON 000    | 07/22/2021 |           | Batch  | A   | 283.00   |
|                                | 1          | CARPENTRY; CARPET MASK AND OVER THE SHOE BOOT  |             |                    |                                 |                |            | 283.00    |        |     |  |
|                                |            | 20E099 2540 4981 31 000000                     |             |                    | 100.00%                         | 283.00         |            |           |        |     |  |
|                                | 07/16/2021 | 28762  | MANGIMIC000 | Mangiamele Michael | Russo Power Equipment, Schiller |                | 07/22/2021 |           | Batch  | A   | 57.26  |
|                                | 1          | SM EQUIP PARTS; POWERCUT SAW CHAIN AND CLUTCH  |             |                    |                                 |                |            | 57.26     |        |     |  |
|                                |            | 20E099 2540 4975 31 000000                     |             |                    | 100.00%                         | 57.26          |            |           |        |     |  |
|                                | 07/16/2021 | 28763  | MANGIMIC000 | Mangiamele Michael | Rent Rite Tools And Eq, Elk Gro |                | 07/22/2021 |           | Batch  | A   | 130.50   |
|                                | 1          | OTHER SUPPLIES; STUMP GRINDER RENTAL           |             |                    |                                 |                |            | 130.50    |        |     |  |
|                                |            | 20E099 2540 3250 31 000000                     |             |                    | 100.00%                         | 130.50         |            |           |        |     |  |
|                                | 07/15/2021 | 28761  | MANGIMIC000 | Mangiamele Michael | The Home Depot #6701, Elk Grove | HOME DEP000    | 07/22/2021 |           | Batch  | A   | 192.83   |
|                                | 1          | LANDSCAPING/OTHER SUPPLIES;BRUSHES, SCUFF DEFN |             |                    |                                 |                |            | 192.83    |        |     |  |
|                                |            | 20E099 2540 4985 31 000000                     |             |                    | 69.96%                          | 134.91         |            |           |        |     |  |
|                                |            | 20E099 2540 4990 31 000000                     |             |                    | 30.04%                          | 57.92          |            |           |        |     |  |
|                                |            |  |             |                    |                                 |                |            |           |        |     | 5 transaction(s) for XXXXXXXXXXXXXXXXXXXX. Total Amount ==> 1,202.24 |
| XXXXXXXXXXXXXXXXX              | 07/19/2021 | 28759  | LOPEZSOU000 | Lopez Soutana H    | Upbeat Music App, Cumming, GA,  |                | 07/22/2021 |           | Batch  | A   | 19.99  |
|                                | 1          | Music Program                                  |             |                    |                                 |                |            | 19.99     |        |     |  |
|                                |            | 10E243 1120 4700 31 000000                     |             |                    | 100.00%                         | 19.99          |            |           |        |     |  |
| XXXXXXXXXXXXXXXXX              | 07/01/2021 | 28681  | BRETTKRI000 | Brettman Kristie   | Cec, 7032649416, VA, 22201, US  |                | 07/09/2021 |           | Batch  | A   | 82.00  |
|                                | 1          | Admin Supplies                                 |             |                    |                                 |                |            | 82.00     |        |     |  |
|                                |            | 10E006 2330 4100 31 000000                     |             |                    | 100.00%                         | 82.00          |            |           |        |     |  |
| XXXXXXXXXXXXXXXXX              | 07/16/2021 | 28772  | SAMPSJUS000 | Sampson Justin L   | Marriott New OrL F&b, New Orlea |                | 07/22/2021 |           | Batch  | A   | 12.51  |
|                                | 1          | meal during NSPRA convention                   |             |                    |                                 |                |            | 12.51     |        |     |  |
|                                |            | 10E009 2630 3320 31 000000                     |             |                    | 100.00%                         | 12.51          |            |           |        |     |  |

| Card Number                    | Tran Date  | Tran ID  | Used By     | Name             | Where Used                      | Purch Vendor   | Imp Date   | Post Date | Status | App | Amount |
|--------------------------------|------------|--|-------------|------------------|---------------------------------|----------------|------------|-----------|--------|-----|--------|
|                                | Line       | Description                                    |             |                  | PO Number                       | Invoice Number | Invoice Dt | Amount    |        |     |        |
|                                |            | Account  |             |                  | Percent                         | Amount         |            |           |        |     |        |
| XXXXXXXXXXXXXXXXX continued... |            |  |             |                  |                                 |                |            |           |        |     |        |
|                                | 07/16/2021 | 28773  | SAMPSJUS000 | Sampson Justin L | Marriott New Orleans, New Orlea |                | 07/22/2021 |           | Batch  | A   | 502.17 |
|                                | 1          | hotel expense during NSPRA convention          |             |                  |                                 |                |            | 502.17    |        |     |        |
|                                |            | 10E009 2630 3320 31 000000                     |             |                  | 100.00%                         | 502.17         |            |           |        |     |        |
|                                | 07/15/2021 | 28768  | SAMPSJUS000 | Sampson Justin L | Marriott New Orl F&b, New Orlea |                | 07/22/2021 |           | Batch  | A   | 5.90   |
|                                | 1          | meal during NSPRA conference                   |             |                  |                                 |                |            | 5.90      |        |     |        |
|                                |            | 10E009 2630 3320 31 000000                     |             |                  | 100.00%                         | 5.90           |            |           |        |     |        |
|                                | 07/15/2021 | 28769  | SAMPSJUS000 | Sampson Justin L | Country Flame, New Orleans, LA, |                | 07/22/2021 |           | Batch  | A   | 27.00  |
|                                | 1          | meals during NSPRA conference                  |             |                  |                                 |                |            | 27.00     |        |     |        |
|                                |            | 10E009 2630 3320 31 000000                     |             |                  | 100.00%                         | 27.00          |            |           |        |     |        |
|                                | 07/15/2021 | 28770  | SAMPSJUS000 | Sampson Justin L | Lyft 1 Ride 07-13, 8558659553,  |                | 07/22/2021 |           | Batch  | A   | 12.92  |
|                                | 1          | transportation during NSPRA conference         |             |                  |                                 |                |            | 12.92     |        |     |        |
|                                |            | 10E009 2630 3320 31 000000                     |             |                  | 100.00%                         | 12.92          |            |           |        |     |        |
|                                | 07/15/2021 | 28771  | SAMPSJUS000 | Sampson Justin L | Midway Airport Parking, Chicago |                | 07/22/2021 |           | Batch  | A   | 75.00  |
|                                | 1          | Travel expense during NSPRA conference- parkin |             |                  |                                 |                |            | 75.00     |        |     |        |
|                                |            | 10E009 2630 3320 31 000000                     |             |                  | 100.00%                         | 75.00          |            |           |        |     |        |
|                                | 07/14/2021 | 28743  | SAMPSJUS000 | Sampson Justin L | Marriott New Orl F&b, New Orlea |                | 07/15/2021 |           | Batch  | A   | 13.61  |
|                                | 1          | meal expense during NSPRA                      |             |                  |                                 |                |            | 13.61     |        |     |        |
|                                |            | 10E009 2630 3320 31 000000                     |             |                  | 100.00%                         | 13.61          |            |           |        |     |        |
|                                | 07/14/2021 | 28744  | SAMPSJUS000 | Sampson Justin L | Marriott New Orl F&b, New Orlea |                | 07/15/2021 |           | Batch  | A   | 5.90   |
|                                | 1          | meal expense during NSPRA conference           |             |                  |                                 |                |            | 5.90      |        |     |        |
|                                |            | 10E009 2630 3320 31 000000                     |             |                  | 100.00%                         | 5.90           |            |           |        |     |        |
|                                | 07/14/2021 | 28745  | SAMPSJUS000 | Sampson Justin L | Tst Cho Thai, New Orleans, LA,  |                | 07/15/2021 |           | Batch  | A   | 28.00  |
|                                | 1          | meal expense during NSPRA conference           |             |                  |                                 |                |            | 28.00     |        |     |        |
|                                |            | 10E009 2630 3320 31 000000                     |             |                  | 100.00%                         | 28.00          |            |           |        |     |        |
|                                | 07/13/2021 | 28730  | SAMPSJUS000 | Sampson Justin L | Louisiana Pizza Kitche, New Orl |                | 07/14/2021 |           | Batch  | A   | 22.50  |
|                                | 1          | meal expense for NSPRA                         |             |                  |                                 |                |            | 22.50     |        |     |        |
|                                |            | 10E009 2630 3320 31 000000                     |             |                  | 100.00%                         | 22.50          |            |           |        |     |        |
|                                | 07/13/2021 | 28732  | SAMPSJUS000 | Sampson Justin L | Lyft 1 Ride 07-11, 8558659553,  |                | 07/14/2021 |           | Batch  | A   | 11.39  |
|                                | 1          | transportation during NSPRA conference         |             |                  |                                 |                |            | 11.39     |        |     |        |
|                                |            | 10E009 2630 3320 31 000000                     |             |                  | 100.00%                         | 11.39          |            |           |        |     |        |
|                                | 07/13/2021 | 28733  | SAMPSJUS000 | Sampson Justin L | Tst La Petite Grocery, New Orle |                | 07/14/2021 |           | Batch  | A   | 56.00  |
|                                | 1          | meal expense for NSPRA                         |             |                  |                                 |                |            | 56.00     |        |     |        |
|                                |            | 10E009 2630 3320 31 000000                     |             |                  | 100.00%                         | 56.00          |            |           |        |     |        |
|                                | 07/12/2021 | 28731  | SAMPSJUS000 | Sampson Justin L | Tst Cochon, New Orleans, LA, 70 |                | 07/14/2021 |           | Batch  | A   | 24.03  |
|                                | 1          | meal expense during NSPRA conference           |             |                  |                                 |                |            | 24.03     |        |     |        |
|                                |            | 10E009 2630 3320 31 000000                     |             |                  | 100.00%                         | 24.03          |            |           |        |     |        |

| Card Number   | Tran Date  | Tran ID                                      | Used By     | Name                 | Where Used                      | Purch Vendor   | Imp Date   | Post Date | Status | App | Amount |
|---|------------|--|-------------|----------------------|---------------------------------|----------------|------------|-----------|--------|-----|--------|
|   | Line       | Description                                  |             |                      | PO Number                       | Invoice Number | Invoice Dt | Amount    |        |     |        |
|   |            | Account                                      |             |                      | Percent                         | Amount         |            |           |        |     |        |
| 13 transaction(s) for XXXXXXXXXXXXXXXX. Total Amount =====> |            |  |             |                      |                                 |                |            |           |        |     | 796.93 |
| XXXXXXXXXXXXXXXXXX  | 07/19/2021 | 28775  | EGGLEREN000 | Eggleston Rene Alice | Red Wing Shoe Store, Arlington  | RED WING000    | 07/22/2021 |           | Batch  | A   | 174.24 |
|   | 1          | SHOES/UNIFORMS; NICK KLABUNDE                |             |                      |                                 |                |            | 174.24    |        |     |        |
|   |            | 20E099 2540 2400 31 000000                   |             |                      | 100.00%                         | 174.24         |            |           |        |     |        |
|   | 07/16/2021 | 28774  | EGGLEREN000 | Eggleston Rene Alice | Red Wing Shoe Store, Arlington  | RED WING000    | 07/22/2021 |           | Batch  | A   | 155.48 |
|   | 1          | SHOES/UNIFORMS; LOUIS CZAJKOWSKI             |             |                      |                                 |                |            | 155.48    |        |     |        |
|   |            | 20E099 2540 2400 31 000000                   |             |                      | 100.00%                         | 155.48         |            |           |        |     |        |
|   | 07/05/2021 | 28697  | EGGLEREN000 | Eggleston Rene Alice | Red Wing Shoe Store, Arlington  | RED WING000    | 07/09/2021 |           | Batch  | A   | 156.73 |
|   | 1          | SHOES/UNIFORMS; RAUL LOPEZ                   |             |                      |                                 |                |            | 156.73    |        |     |        |
|   |            | 20E099 2540 2400 31 000000                   |             |                      | 100.00%                         | 156.73         |            |           |        |     |        |
| 3 transaction(s) for XXXXXXXXXXXXXXXX. Total Amount =====>  |            |  |             |                      |                                 |                |            |           |        |     | 486.45 |
| XXXXXXXXXXXXXXXXXX  | 07/20/2021 | 28752  | STRAUPAU000 | Straube Paul T, JR   | Miller Industrial, Llc, Elk Gro | MILLER A000    | 07/22/2021 |           | Batch  | A   | 41.34  |
|   | 1          | ELECTRICAL; BOX SWITCH, DRILL BIT, EXTENSION |             |                      |                                 |                |            | 41.34     |        |     |        |
|   |            | 20E099 2540 4950 31 000000                   |             |                      | 100.00%                         | 41.34          |            |           |        |     |        |
|   | 07/13/2021 | 28722  | STRAUPAU000 | Straube Paul T, JR   | Adi-Eg, 847-472-2900, IL, 60007 | ADI 001        | 07/14/2021 |           | Batch  | A   | 359.95 |
|   | 1          | ELECTRICAL; RAPIDRUN CBLS                    |             |                      |                                 |                |            | 359.95    |        |     |        |
|   |            | 20E099 2540 4950 31 000000                   |             |                      | 100.00%                         | 359.95         |            |           |        |     |        |
| 2 transaction(s) for XXXXXXXXXXXXXXXX. Total Amount =====>  |            |  |             |                      |                                 |                |            |           |        |     | 401.29 |
| XXXXXXXXXXXXXXXXXX  | 07/09/2021 | 28737  | KOBUSJEN000 | Kobus Jennifer R     | Nicor Gas Bill, 866-383-1846, G | NICOR GA000    | 07/14/2021 |           | Batch  | A   | 787.79 |
|   | 1          | Gas Services - Ad Building                   |             |                      |                                 |                |            | 787.79    |        |     |        |
|   |            | 20E001 2540 4650 30 000000                   |             |                      | 100.00%                         | 787.79         |            |           |        |     |        |
|   | 07/09/2021 | 28738  | KOBUSJEN000 | Kobus Jennifer R     | Nicor Gas Bill, 866-383-1846, G | NICOR GA000    | 07/14/2021 |           | Batch  | A   | 152.77 |
|   | 1          | Gas Services - Lively                        |             |                      |                                 |                |            | 152.77    |        |     |        |
|   |            | 20E244 2540 4650 30 000000                   |             |                      | 100.00%                         | 152.77         |            |           |        |     |        |
| 2 transaction(s) for XXXXXXXXXXXXXXXX. Total Amount =====>  |            |  |             |                      |                                 |                |            |           |        |     | 940.56 |
| XXXXXXXXXXXXXXXXXX  | 07/14/2021 | 28741  | BERHAELE000 | Berhanu Eleni        | Sams Club #6464, Des Plaines, I |                | 07/15/2021 |           | Batch  | A   | 15.56  |
|   | 1          | Sam's Club Membership - Kristen Rodriguez    |             |                      |                                 |                |            | 15.56     |        |     |        |
|   |            | 10E005 2570 6400 31 000000                   |             |                      | 100.00%                         | 15.56          |            |           |        |     |        |
|   | 07/14/2021 | 28742  | BERHAELE000 | Berhanu Eleni        | Sams Club #6464, Des Plaines, I |                | 07/15/2021 |           | Batch  | A   | 15.56  |
|   | 1          | Sam's Club Membership - Maria Ortiz          |             |                      |                                 |                |            | 15.56     |        |     |        |
|   |            | 10E005 2570 6400 31 000000                   |             |                      | 100.00%                         | 15.56          |            |           |        |     |        |
| 2 transaction(s) for XXXXXXXXXXXXXXXX. Total Amount =====>  |            |  |             |                      |                                 |                |            |           |        |     | 31.12  |

| Card Number        | Tran Date  | Tran ID  | Used By     | Name                    | Where Used                      | Purch Vendor   | Imp Date   | Post Date   | Status | App | Amount |
|--------------------|------------|--|-------------|-------------------------|---------------------------------|----------------|------------|---|--------|-----|--------|
|                    | Line       | Description                                    |             |                         | PO Number                       | Invoice Number | Invoice Dt | Amount  |        |     |        |
|                    |            | Account  |             |                         | Percent                         | Amount         |            |   |        |     |        |
| XXXXXXXXXXXXXXXXXX | 07/19/2021 | 28784  | TAYLODAN002 | Taylor Daniel R         | Adi-Eg, 847-472-2900, IL, 60007 | ADI 001        | 07/22/2021 |   | Batch  | A   | 90.99  |
|                    | 1          | ELECTRICAL; SOL JKT FPLR 5C BX RED             |             |                         |                                 |                |            | 90.99   |        |     |        |
|                    |            | 20E099 2540 4950 31 000000                     |             |                         | 100.00%                         | 90.99          |            |   |        |     |        |
|                    | 07/16/2021 | 28780  | TAYLODAN002 | Taylor Daniel R         | Grainger, 877-2022594, IL, 6004 | WW GRAIN000    | 07/22/2021 |   | Batch  | A   | -36.00 |
|                    | 1          | GENERAL SUPPLIES; COMED BILD UTILITY INCENTIVE |             |                         |                                 |                |            | -36.00  |        |     |        |
|                    |            | 20E099 2540 4100 31 000000                     |             |                         | 100.00%                         | -36.00         |            |   |        |     |        |
|                    | 07/16/2021 | 28782  | TAYLODAN002 | Taylor Daniel R         | Addison Building Mater, Arlingt | ADDISON 000    | 07/22/2021 |   | Batch  | A   | 14.33  |
|                    | 1          | OTHER SUPPLIES; GLOVES BLUE RUBBER COATED      |             |                         |                                 |                |            | 14.33   |        |     |        |
|                    |            | 20E099 2540 4990 31 000000                     |             |                         | 100.00%                         | 14.33          |            |   |        |     |        |
|                    | 07/16/2021 | 28783  | TAYLODAN002 | Taylor Daniel R         | Steiner Elec Elk Grove, 8472280 | STEINER 000    | 07/22/2021 |   | Batch  | A   | 4.53   |
|                    | 1          | ELECTRICAL; GALV COUPLING AND RED BUSH         |             |                         |                                 |                |            | 4.53  |        |     |        |
|                    |            | 20E099 2540 4950 31 000000                     |             |                         | 100.00%                         | 4.53           |            |   |        |     |        |
|                    | 07/15/2021 | 28781  | TAYLODAN002 | Taylor Daniel R         | Steiner Elec Elk Grove, 8472280 | STEINER 000    | 07/22/2021 |   | Batch  | A   | 3.34   |
|                    | 1          | ELECTRICAL; EMT CONN, RED BUSH AND GALV COUPLI |             |                         |                                 |                |            | 3.34  |        |     |        |
|                    |            | 20E099 2540 4950 31 000000                     |             |                         | 100.00%                         | 3.34           |            |   |        |     |        |
|                    | 07/13/2021 | 28736  | TAYLODAN002 | Taylor Daniel R         | Steiner Elec Elk Grove, 8472280 | STEINER 000    | 07/14/2021 |   | Batch  | A   | 118.87 |
|                    | 1          | ELECTRICAL; CODING TAPE                        |             |                         |                                 |                |            | 118.87  |        |     |        |
|                    |            | 20E099 2540 4950 31 000000                     |             |                         | 100.00%                         | 118.87         |            |   |        |     |        |
|                    | 07/01/2021 | 28703  | TAYLODAN002 | Taylor Daniel R         | Adi-Eg, 847-472-2900, IL, 60007 | ADI 001        | 07/09/2021 |   | Batch  | A   | 147.46 |
|                    | 1          | ELECTRICAL; OMNISEAL, CABLE STRIPPER, ADPT BUL |             |                         |                                 |                |            | 147.46  |        |     |        |
|                    |            | 20E099 2540 4950 31 000000                     |             |                         | 100.00%                         | 147.46         |            |   |        |     |        |
|                    |            |  |             |                         |                                 |                |            | 7 transaction(s) for XXXXXXXXXXXXXXXXXXXX. Total Amount ==> |        |     | 343.52 |
| XXXXXXXXXXXXXXXXXX | 07/16/2021 | 28749  | SCHROTHO000 | Schroeder Thomas Arthur | Miller Industrial, Llc, Elk Gro | MILLER A000    | 07/22/2021 |   | Batch  | A   | 17.87  |
|                    | 1          | OTHER SUPPLIES; ACETONE, CEMENT, PUTTY         |             |                         |                                 |                |            | 17.87   |        |     |        |
|                    |            | 20E099 2540 4990 31 000000                     |             |                         | 100.00%                         | 17.87          |            |   |        |     |        |
|                    | 07/12/2021 | 28716  | SCHROTHO000 | Schroeder Thomas Arthur | Zoro Tools Inc, 855-2899676, IL |                | 07/14/2021 |   | Batch  | A   | 302.52 |
|                    | 1          | PLUMBING; ELECTRONIC MODULE URINALS            |             |                         |                                 |                |            | 302.52  |        |     |        |
|                    |            | 20E099 2540 4960 31 000000                     |             |                         | 100.00%                         | 302.52         |            |   |        |     |        |
|                    | 07/09/2021 | 28713  | SCHROTHO000 | Schroeder Thomas Arthur | Zoro Tools Inc, 855-2899676, IL |                | 07/14/2021 |   | Batch  | A   | 302.52 |
|                    | 1          | PLUMBING; ELECTRONIC MODULES                   |             |                         |                                 |                |            | 302.52  |        |     |        |
|                    |            | 20E099 2540 4960 31 000000                     |             |                         | 100.00%                         | 302.52         |            |   |        |     |        |
|                    | 07/09/2021 | 28714  | SCHROTHO000 | Schroeder Thomas Arthur | Miller Industrial, Llc, Elk Gro | MILLER A000    | 07/14/2021 |   | Batch  | A   | 20.59  |
|                    | 1          | OTHER SUPPLIES; TIEDOWNS                       |             |                         |                                 |                |            | 20.59   |        |     |        |
|                    |            | 20E099 2540 4990 31 000000                     |             |                         | 100.00%                         | 20.59          |            |   |        |     |        |

| Card Number                    | Tran Date  | Tran ID  | Used By     | Name                    | Where Used                      | Purch Vendor | Imp Date   | Post Date   | Status | App | Amount   |
|--------------------------------|------------|--|-------------|-------------------------|---------------------------------|--------------|------------|---|--------|-----|----------|
|                                | Line       | Description                                    | PO Number   | Invoice Number          | Invoice Dt                      | Amount       |            |   |        |     |          |
|                                | Account    | Percent  | Amount      |                         |                                 |              |            |   |        |     |          |
| XXXXXXXXXXXXXXXXX continued... |            |  |             |                         |                                 |              |            |   |        |     |          |
|                                | 07/09/2021 | 28715  | SCHROTHO000 | Schroeder Thomas Arthur | Zoro Tools Inc, 855-2899676, IL |              | 07/14/2021 |   | Batch  | A   | 861.00   |
|                                | 1          | PLUMBING; REPLACEMENT FILTER CARTRIDGE         |             |                         |                                 |              |            | 861.00  |        |     |          |
|                                |            | 20E099 2540 4960 31 000000                     |             |                         | 100.00%                         | 861.00       |            |   |        |     |          |
|                                |            |  |             |                         |                                 |              |            | 5 transaction(s) for XXXXXXXXXXXXXXXXXXXX. Total Amount ==> |        |     | 1,504.50 |
| XXXXXXXXXXXXXXXXX              |            |  |             |                         |                                 |              |            |   |        |     |          |
|                                | 07/12/2021 | 28709  | BISHODEN000 | Bishoff Denise M        | Jewel Osco 3220, Elk Grove, IL, |              | 07/14/2021 |   | Batch  | A   | 48.47    |
|                                | 1          | CAMEO picnic - Cookies & Brownies              |             |                         |                                 |              |            | 48.47   |        |     |          |
|                                |            | 10E002 2320 4100 31 000000                     |             |                         | 100.00%                         | 48.47        |            |   |        |     |          |
|                                | 07/12/2021 | 28710  | BISHODEN000 | Bishoff Denise M        | Barnes & Noble #2622, Skokie, I |              | 07/14/2021 |   | Batch  | A   | 224.00   |
|                                | 1          | ALT Summer Reading                             |             |                         |                                 |              |            | 224.00  |        |     |          |
|                                |            | 10E008 2210 4100 31 000000                     |             |                         | 100.00%                         | 224.00       |            |   |        |     |          |
|                                | 07/07/2021 | 28666  | BISHODEN000 | Bishoff Denise M        | Panera Bread #600969 O, 847-640 |              | 07/09/2021 |   | Batch  | A   | 261.62   |
|                                | 1          | New Superintendent reception                   |             |                         |                                 |              |            | 261.62  |        |     |          |
|                                |            | 10E002 2320 4100 31 000000                     |             |                         | 100.00%                         | 261.62       |            |   |        |     |          |
|                                | 07/02/2021 | 28674  | BISHODEN000 | Bishoff Denise M        | Jewel Osco 3220, Elk Grove, IL, |              | 07/09/2021 |   | Batch  | A   | 16.99    |
|                                | 1          | Jewel - Superintendent's office supplies       |             |                         |                                 |              |            | 16.99   |        |     |          |
|                                |            | 10E002 2320 4100 31 000000                     |             |                         | 100.00%                         | 16.99        |            |   |        |     |          |
|                                |            |  |             |                         |                                 |              |            | 4 transaction(s) for XXXXXXXXXXXXXXXXXXXX. Total Amount ==> |        |     | 551.08   |
| XXXXXXXXXXXXXXXXX              |            |  |             |                         |                                 |              |            |   |        |     |          |
|                                | 07/16/2021 | 28748  | PULLECIN000 | Pullen Cindy            | Top Golf Schaumburg 62, 8668674 |              | 07/22/2021 |   | Batch  | A   | 2,279.27 |
|                                | 1          | ALT Retreat                                    |             |                         |                                 |              |            | 2,279.27  |        |     |          |
|                                |            | 10E002 2320 3320 31 000000                     |             |                         | 100.00%                         | 2,279.27     |            |   |        |     |          |
| XXXXXXXXXXXXXXXXX              |            |  |             |                         |                                 |              |            |   |        |     |          |
|                                | 07/13/2021 | 28721  | GREY BEN000 | Grey Benjamin David     | Adobe Creative Cloud, 408536600 |              | 07/14/2021 |   | Batch  | A   | 29.99    |
|                                | 1          | monthly creative cloud fee                     |             |                         |                                 |              |            | 29.99   |        |     |          |
|                                |            | 10E009 2630 4700 31 000000                     |             |                         | 100.00%                         | 29.99        |            |   |        |     |          |
| XXXXXXXXXXXXXXXXX              |            |  |             |                         |                                 |              |            |   |        |     |          |
|                                | 07/02/2021 | 28696  | SCHRONIC000 | Schroeder Nicholas A    | Addison Building Mater, Arlingt | ADDISON 000  | 07/09/2021 |   | Batch  | A   | 700.09   |
|                                | 1          | CARPENTRY; DRYWALL, METAL TRACK/STUD, PVC J MO |             |                         |                                 |              |            | 700.09  |        |     |          |
|                                |            | 20E099 2540 4981 31 000000                     |             |                         | 100.00%                         | 700.09       |            |   |        |     |          |
| XXXXXXXXXXXXXXXXX              |            |  |             |                         |                                 |              |            |   |        |     |          |
|                                | 07/07/2021 | 28700  | OCONNOR000  | Oconnor Ronald          | Illinois Principals As, 2175251 | IPA 002      | 07/09/2021 |   | Batch  | A   | 500.00   |
|                                | 1          | IPA Evaluation Training - Ron O'Connor         |             |                         |                                 |              |            | 500.00  |        |     |          |
|                                |            | 10E005 2510 3120 31 000000                     |             |                         | 100.00%                         | 500.00       |            |   |        |     |          |

| Card Number        | Tran Date  | Tran ID  | Used By | Name                        | Where Used  | Purch Vendor   | Imp Date   | Post Date | Status | App | Amount   |
|--------------------|------------|--|---------|-----------------------------|---|----------------|------------|-----------|--------|-----|----------|
|                    | Line       | Description                                    |         |                             | PO Number   | Invoice Number | Invoice Dt | Amount    |        |     |          |
|                    |            | Account  |         |                             | Percent   | Amount         |            |           |        |     |          |
| XXXXXXXXXXXXXXXXXX | 07/20/2021 | 28767  |         |                             | Midwest Groundcovers L, 847-742                             |                | 07/22/2021 |           | Batch  | A   | 3,186.80 |
|                    | 1          | LANDSCAPING; PURCHASE OF TREES/SHRUBS/BUSHES   |         |                             |   |                |            | 3,186.80  |        |     |          |
|                    |            | 20E099 2540 4985 31 000000                     |         |                             | 100.00%   | 3,186.80       |            |           |        |     |          |
|                    | 07/19/2021 | 28766  |         |                             | Midwest Groundcovers L, 847-742                             |                | 07/22/2021 |           | Batch  | A   | 395.90   |
|                    | 1          | LANDSCAPING                                    |         |                             |   |                |            | 395.90    |        |     |          |
|                    |            | 20A000 1209 0000 00 000000                     |         |                             | 6.54%   | 25.90          |            |           |        |     |          |
|                    |            | 20E099 2540 4985 31 000000                     |         |                             | 93.46%  | 370.00         |            |           |        |     |          |
|                    |            |  |         |                             | 2 transaction(s) for XXXXXXXXXXXXXXXXXXXX. Total Amount ==> |                |            |           |        |     | 3,582.70 |
| XXXXXXXXXXXXXXXXXX | 07/19/2021 | 28778  |         | GOODRRYA000 Goodrich Ryan A | Miller Industrial, Llc, Elk Gro                             | MILLER A000    | 07/22/2021 |           | Batch  | A   | 14.57    |
|                    | 1          | FINISHING/PAINT; SANDPAPER AND PAD STRIP       |         |                             |   |                |            | 14.57     |        |     |          |
|                    |            | 20E099 2540 4910 31 000000                     |         |                             | 100.00%   | 14.57          |            |           |        |     |          |
|                    | 07/19/2021 | 28779  |         | GOODRRYA000 Goodrich Ryan A | Miller Industrial, Llc, Elk Gro                             | MILLER A000    | 07/22/2021 |           | Batch  | A   | 9.99     |
|                    | 1          | FINISHING/PAINT; PAINTER TOOL                  |         |                             |   |                |            | 9.99      |        |     |          |
|                    |            | 20E099 2540 4910 31 000000                     |         |                             | 100.00%   | 9.99           |            |           |        |     |          |
|                    | 07/16/2021 | 28776  |         | GOODRRYA000 Goodrich Ryan A | Oreilly Auto Parts 33, Arlingto                             |                | 07/22/2021 |           | Batch  | A   | 5.49     |
|                    | 1          | VEHICLE; TOGGLE SWITCH                         |         |                             |   |                |            | 5.49      |        |     |          |
|                    |            | 20E099 2540 4970 31 000000                     |         |                             | 100.00%   | 5.49           |            |           |        |     |          |
|                    | 07/16/2021 | 28777  |         | GOODRRYA000 Goodrich Ryan A | Miller Industrial, Llc, Elk Gro                             | MILLER A000    | 07/22/2021 |           | Batch  | A   | 15.48    |
|                    | 1          | SM EQUIP PARTS; PRESSURE WASHER NOZZLES        |         |                             |   |                |            | 15.48     |        |     |          |
|                    |            | 20E099 2540 4975 31 000000                     |         |                             | 100.00%   | 15.48          |            |           |        |     |          |
|                    | 07/13/2021 | 28734  |         | GOODRRYA000 Goodrich Ryan A | Miller Industrial, Llc, Elk Gro                             | MILLER A000    | 07/14/2021 |           | Batch  | A   | 71.78    |
|                    | 1          | FINISHING/PAINT; ROLLER COVERS, RESPIRATOR, TA |         |                             |   |                |            | 71.78     |        |     |          |
|                    |            | 20E099 2540 4910 31 000000                     |         |                             | 100.00%   | 71.78          |            |           |        |     |          |
|                    | 07/13/2021 | 28735  |         | GOODRRYA000 Goodrich Ryan A | Miller Industrial, Llc, Elk Gro                             | MILLER A000    | 07/14/2021 |           | Batch  | A   | 2.00     |
|                    | 1          | FINISHING/PAINT; RETURN/PURCHASE ROLLER COVERS |         |                             |   |                |            | 2.00      |        |     |          |
|                    |            | 20E099 2540 4910 31 000000                     |         |                             | 100.00%   | 2.00           |            |           |        |     |          |
|                    | 07/01/2021 | 28699  |         | GOODRRYA000 Goodrich Ryan A | Neradt Hdwe Corp, Mt Prospect,                              | NERADT H000    | 07/09/2021 |           | Batch  | A   | 39.99    |
|                    | 1          | OTHER SUPPLIES; FORK MANURE 5TINE              |         |                             |   |                |            | 39.99     |        |     |          |
|                    |            | 20E099 2540 4990 31 000000                     |         |                             | 100.00%   | 39.99          |            |           |        |     |          |
|                    |            |  |         |                             | 7 transaction(s) for XXXXXXXXXXXXXXXXXXXX. Total Amount ==> |                |            |           |        |     | 159.30   |
| XXXXXXXXXXXXXXXXXX | 07/15/2021 | 28746  |         | TORRENAN003 Torres Nancy    | Bulk Bookstore, 5038678738, OR,                             |                | 07/22/2021 |           | Batch  | A   | 1,394.48 |
|                    | 1          | K-5 books for Science Kits - Part 1            |         |                             |   |                |            | 1,394.48  |        |     |          |
|                    |            | 10E073 1110 4100 30 000000                     |         |                             | 100.00%   | 1,394.48       |            |           |        |     |          |



| Card Number                         | Tran Date                                      | Tran ID   | Used By        | Name         | Where Used                      | Purch Vendor | Imp Date   | Post Date   | Status | App       | Amount   |
|-------------------------------------|--|-----------|----------------|--------------|---------------------------------|--------------|------------|---|--------|-----------|----------|
| Line                                | Description                                    | PO Number | Invoice Number | Invoice Dt   | Amount                          | Account      | Percent    | Amount  |        |           |          |
| XXXXXXXXXXXXXXXXX continued...      |  |           |                |              |                                 |              |            |   |        |           |          |
|                                     | 07/02/2021                                     | 28665     | TORRENAN003    | Torres Nancy | Hill Learning Center, Durham, N |              | 07/09/2021 |   | Batch  | A         | 1,950.00 |
| 1                                   | Registered 26 staff members to Science of Read |           |                |              |                                 |              |            |   |        |           | 1,950.00 |
|                                     | 10E008   | 2210      | 3120           | 31           | 000000                          | 100.00%      | 1,950.00   | 2 transaction(s) for XXXXXXXXXXXXXXXXXXXX. Total Amount ==> |        |           | 3,344.48 |
| 93 transaction(s). Total Amount ==> |  |           |                |              |                                 |              |            |   |        | 25,955.15 |          |

\*\*\*\*\* End of report \*\*\*\*\*

| CHECK<br>NUMBER | CHECK<br>VENDOR      | CHECK<br>DATE | INVOICE<br>DATE | INVOICE<br>NUMBER    | INVOICE<br>DESCRIPTION    | AMOUNT     | ACCOUNT<br>NUMBER          | ACCOUNT<br>DESCRIPTION                  |
|-----------------|----------------------|---------------|-----------------|----------------------|---------------------------|------------|----------------------------|---|
| 212200225       | Blue Cross & Blue Sh | 07/14/2021    | 07/11/2021      | 7616595905           | 07/03/21 -<br>07/09/21    | 140,463.81 | 10L000 4565 0000 00 000000 | DISTRICTWIDE/INS FUND ACT FOR CURR YEAR |
|                 |                      |               |                 | Totals for 212200225 |                           | 140,463.81 |                            |   |
| 212200226       | Delta Dental of Illi | 07/14/2021    | 07/01/2021      | 1467297              | 07/01/21 -<br>07/31/21    | 711.83     | 10L000 4565 0000 00 000000 | DISTRICTWIDE/INS FUND ACT FOR CURR YEAR |
|                 |                      |               |                 | Totals for 212200226 |                           | 711.83     |                            |   |
| 212200227       | Employee Benefits Co | 07/14/2021    | 07/02/2021      | 3306392              | Employee<br>Reimbursement | 1,057.47   | 10L000 4565 0000 00 000000 | DISTRICTWIDE/INS FUND ACT FOR CURR YEAR |
|                 | Employee Benefits Co | 07/14/2021    | 06/30/2021      | 3304432              | Employee<br>Reimbursement | 2,227.29   | 10L000 4565 0000 00 000000 | DISTRICTWIDE/INS FUND ACT FOR CURR YEAR |
|                 | Employee Benefits Co | 07/14/2021    | 07/06/2021      | 3307908              | Employee<br>Reimbursement | 1,157.78   | 10L000 4565 0000 00 000000 | DISTRICTWIDE/INS FUND ACT FOR CURR YEAR |
|                 | Employee Benefits Co | 07/14/2021    | 07/07/2021      | 3308847              | Employee<br>Reimbursement | 2,493.24   | 10L000 4565 0000 00 000000 | DISTRICTWIDE/INS FUND ACT FOR CURR YEAR |
|                 | Employee Benefits Co | 07/14/2021    | 07/09/2021      | 3310511              | Employee<br>Reimbursement | 335.66     | 10L000 4565 0000 00 000000 | DISTRICTWIDE/INS FUND ACT FOR CURR YEAR |
|                 |                      |               |                 | Totals for 212200227 |                           | 7,271.44   |                            |   |
|                 |                      |               |                 | Totals for checks    |                           | 148,447.08 |                            |   |

FUND SUMMARY

| <u>FUND</u> | <u>DESCRIPTION</u>      | <u>BALANCE SHEET</u> | <u>REVENUE</u> | <u>EXPENSE</u> | <u>TOTAL</u> |
|-------------|-------------------------|----------------------|----------------|----------------|--------------|
| 10          | EDUCATIONAL FUND        | 148,447.08           | 0.00           | 0.00           | 148,447.08   |
| ***         | Fund Summary Totals *** | 148,447.08           | 0.00           | 0.00           | 148,447.08   |

\*\*\*\*\* End of report \*\*\*\*\*

| CHECK NUMBER         | CHECK VENDOR         | CHECK DATE | INVOICE DATE | INVOICE NUMBER | INVOICE DESCRIPTION    | AMOUNT     | ACCOUNT NUMBER             | ACCOUNT DESCRIPTION                     |
|----------------------|----------------------|------------|--------------|----------------|------------------------|------------|----------------------------|---|
| 212200228            | Blue Cross & Blue Sh | 07/21/2021 | 07/18/2021   | 7616509584     | 07/10/21 -<br>07/16/21 | 150,237.63 | 10L000 4565 0000 00 000000 | DISTRICTWIDE/INS FUND ACT FOR CURR YEAR |
| Totals for 212200228 |                      |            |              |                |                        | 150,237.63 |                            |   |
| 212200229            | Employee Benefits Co | 07/21/2021 | 07/16/2021   | 3323576        | Employee Reimbursement | 544.13     | 10L000 4565 0000 00 000000 | DISTRICTWIDE/INS FUND ACT FOR CURR YEAR |
|                      | Employee Benefits Co | 07/21/2021 | 07/15/2021   | 3322610        | Employee Reimbursement | 87.45      | 10L000 4565 0000 00 000000 | DISTRICTWIDE/INS FUND ACT FOR CURR YEAR |
|                      | Employee Benefits Co | 07/21/2021 | 07/14/2021   | 3314432        | Employee Reimbursement | 149.80     | 10L000 4565 0000 00 000000 | DISTRICTWIDE/INS FUND ACT FOR CURR YEAR |
|                      | Employee Benefits Co | 07/21/2021 | 07/13/2021   | 3313568        | Employee Reimbursement | 893.87     | 10L000 4565 0000 00 000000 | DISTRICTWIDE/INS FUND ACT FOR CURR YEAR |
|                      | Employee Benefits Co | 07/21/2021 | 07/12/2021   | 3311905        | Employee Reimbursement | 1,920.13   | 10L000 4565 0000 00 000000 | DISTRICTWIDE/INS FUND ACT FOR CURR YEAR |
|                      | Employee Benefits Co | 07/21/2021 | 07/15/2021   | 3317055        | Admin Fee              | 356.25     | 10L000 4565 0000 00 000000 | DISTRICTWIDE/INS FUND ACT FOR CURR YEAR |
| Totals for 212200229 |                      |            |              |                |                        | 3,951.63   |                            |   |
| 212200245            | Blue Cross & Blue Sh | 07/28/2021 | 07/25/2021   | 7616546325     | 07/17/21 -<br>07/23/21 | 189,747.92 | 10L000 4565 0000 00 000000 | DISTRICTWIDE/INS FUND ACT FOR CURR YEAR |
| Totals for 212200245 |                      |            |              |                |                        | 189,747.92 |                            |   |
| 212200246            | Employee Benefits Co | 07/28/2021 | 07/26/2021   | 3330126        | Employee Reimbursement | 1,969.51   | 10L000 4565 0000 00 000000 | DISTRICTWIDE/INS FUND ACT FOR CURR YEAR |
|                      | Employee Benefits Co | 07/28/2021 | 07/23/2021   | 3328965        | Employee Reimbursement | 279.80     | 10L000 4565 0000 00 000000 | DISTRICTWIDE/INS FUND ACT FOR CURR YEAR |
|                      | Employee Benefits Co | 07/28/2021 | 07/22/2021   | 3328014        | Employee Reimbursement | 5,632.26   | 10L000 4565 0000 00 000000 | DISTRICTWIDE/INS FUND ACT FOR CURR YEAR |
|                      | Employee Benefits Co | 07/28/2021 | 07/21/2021   | 3327208        | Employee Reimbursement | 17.19      | 10L000 4565 0000 00 000000 | DISTRICTWIDE/INS FUND ACT FOR CURR YEAR |
|                      | Employee Benefits Co | 07/28/2021 | 07/20/2021   | 3326392        | Employee Reimbursement | 336.15     | 10L000 4565 0000 00 000000 | DISTRICTWIDE/INS FUND ACT FOR CURR YEAR |
|                      | Employee Benefits Co | 07/28/2021 | 07/19/2021   | 3324722        | Employee Reimbursement | 988.67     | 10L000 4565 0000 00 000000 | DISTRICTWIDE/INS FUND ACT FOR CURR YEAR |
| Totals for 212200246 |                      |            |              |                |                        | 9,223.58   |                            |   |
| 212200261            | Blue Cross & Blue Sh | 08/04/2021 | 08/01/2021   | 7616507903     | 07/24/21 -<br>07/30/21 | 133,994.01 | 10L000 4565 0000 00 000000 | DISTRICTWIDE/INS FUND ACT FOR CURR YEAR |
| Totals for 212200261 |                      |            |              |                |                        | 133,994.01 |                            |   |
| 212200262            | CVS/Caremark         | 08/04/2021 | 07/08/2021   | 53177330       | 07/01/21 -<br>07/07/21 | 32,287.22  | 10L000 4565 0000 00 000000 | DISTRICTWIDE/INS FUND ACT FOR CURR YEAR |
|                      | CVS/Caremark         | 08/04/2021 | 07/24/2021   | 53188296       | 07/16/21 -<br>07/23/21 | 88,366.89  | 10L000 4565 0000 00 000000 | DISTRICTWIDE/INS FUND ACT FOR CURR YEAR |
|                      | CVS/Caremark         | 08/04/2021 | 07/16/2021   | 53180996       | 07/08/21 -             | 81,110.46  | 10L000 4565 0000 00 000000 | DISTRICTWIDE/INS FUND ACT FOR CURR YEAR |

| CHECK NUMBER | CHECK VENDOR         | CHECK DATE | INVOICE DATE | INVOICE NUMBER | INVOICE DESCRIPTION                | AMOUNT     | ACCOUNT NUMBER             | ACCOUNT DESCRIPTION                     |
|--------------|----------------------|------------|--------------|----------------|------------------------------------|------------|----------------------------|---|
|              | CVS/Caremark         | 08/04/2021 | 08/01/2021   | 53197307       | 07/15/21<br>07/24/21 -<br>07/31/21 | 26,599.35  | 10L000 4565 0000 00 000000 | DISTRICTWIDE/INS FUND ACT FOR CURR YEAR |
|              |                      |            |              |                | Totals for 212200262               | 228,363.92 |                            |   |
| 212200263    | Delta Dental of Illi | 08/04/2021 | 07/26/2021   | 20210726       | 07/22/21 -<br>07/28/21             | 22,972.68  | 10L000 4565 0000 00 000000 | DISTRICTWIDE/INS FUND ACT FOR CURR YEAR |
|              | Delta Dental of Illi | 08/04/2021 | 07/19/2021   | 20210719       | 07/15/21 -<br>07/21/21             | 11,134.44  | 10L000 4565 0000 00 000000 | DISTRICTWIDE/INS FUND ACT FOR CURR YEAR |
|              | Delta Dental of Illi | 08/04/2021 | 07/12/2021   | 20210712       | 07/08/21 -<br>07/14/21             | 12,815.85  | 10L000 4565 0000 00 000000 | DISTRICTWIDE/INS FUND ACT FOR CURR YEAR |
|              | Delta Dental of Illi | 08/04/2021 | 08/31/2021   | 1476496        | 08/01/21 -<br>08/31/21             | 711.83     | 10L000 4565 0000 00 000000 | DISTRICTWIDE/INS FUND ACT FOR CURR YEAR |
|              | Delta Dental of Illi | 08/04/2021 | 08/31/2021   | 1476498        | 08/01/21 -<br>08/31/21             | 15.50      | 10L000 4565 0000 00 000000 | DISTRICTWIDE/INS FUND ACT FOR CURR YEAR |
|              | Delta Dental of Illi | 08/04/2021 | 07/06/2021   | 20210706       | 07/01/21 -<br>07/07/21             | 17,459.90  | 10L000 4565 0000 00 000000 | DISTRICTWIDE/INS FUND ACT FOR CURR YEAR |
|              |                      |            |              |                | Totals for 212200263               | 65,110.20  |                            |   |
| 212200264    | Employee Benefits Co | 08/04/2021 | 07/27/2021   | 3332039        | Employee<br>Reimbursement          | 2,189.47   | 10L000 4565 0000 00 000000 | DISTRICTWIDE/INS FUND ACT FOR CURR YEAR |
|              | Employee Benefits Co | 08/04/2021 | 07/28/2021   | 3332960        | Employee<br>Reimbursement          | 2,315.01   | 10L000 4565 0000 00 000000 | DISTRICTWIDE/INS FUND ACT FOR CURR YEAR |
|              | Employee Benefits Co | 08/04/2021 | 07/29/2021   | 3333780        | Employee<br>Reimbursement          | 2,782.79   | 10L000 4565 0000 00 000000 | DISTRICTWIDE/INS FUND ACT FOR CURR YEAR |
|              |                      |            |              |                | Totals for 212200264               | 7,287.27   |                            |   |
| 212200266    | The Zero Card        | 08/04/2021 | 04/27/2021   | 16295          | 04/21/21 -<br>04/27/21             | -517.50    | 10L000 4565 0000 00 000000 | DISTRICTWIDE/INS FUND ACT FOR CURR YEAR |
|              | The Zero Card        | 08/04/2021 | 05/11/2021   | 16392          | 04/28/21 -<br>05/11/21             | 83.38      | 10L000 4565 0000 00 000000 | DISTRICTWIDE/INS FUND ACT FOR CURR YEAR |
|              | The Zero Card        | 08/04/2021 | 05/18/2021   | 16491          | 05/12/21 -<br>05/18/21             | 139.69     | 10L000 4565 0000 00 000000 | DISTRICTWIDE/INS FUND ACT FOR CURR YEAR |
|              | The Zero Card        | 08/04/2021 | 06/08/2021   | 16650          | 05/19/21 -<br>06/08/21             | 13.70      | 10L000 4565 0000 00 000000 | DISTRICTWIDE/INS FUND ACT FOR CURR YEAR |
|              | The Zero Card        | 08/04/2021 | 06/14/2021   | 16765          | 06/09/21 -<br>06/14/21             | 178.20     | 10L000 4565 0000 00 000000 | DISTRICTWIDE/INS FUND ACT FOR CURR YEAR |
|              | The Zero Card        | 08/04/2021 | 06/29/2021   | 16889          | 06/15/21 -<br>06/29/21             | 34.95      | 10L000 4565 0000 00 000000 | DISTRICTWIDE/INS FUND ACT FOR CURR YEAR |
|              | The Zero Card        | 08/04/2021 | 07/20/2021   | 17125          | 07/07/21 -<br>07/20/21             | 29.05      | 10L000 4565 0000 00 000000 | DISTRICTWIDE/INS FUND ACT FOR CURR YEAR |
|              | The Zero Card        | 08/04/2021 | 07/06/2021   | 16977          | 06/30/21 -                         | 116.57     | 10L000 4565 0000 00 000000 | DISTRICTWIDE/INS FUND ACT FOR CURR YEAR |

| CHECK<br>NUMBER | VENDOR               | CHECK<br>DATE | INVOICE<br>DATE | INVOICE<br>NUMBER | INVOICE<br>DESCRIPTION | AMOUNT       | ACCOUNT<br>NUMBER          | ACCOUNT<br>DESCRIPTION                  |
|-----------------|----------------------|---------------|-----------------|-------------------|------------------------|--------------|----------------------------|---|
|                 |                      |               |                 |                   | 07/06/21               |              |                            |   |
|                 |                      |               |                 |                   | Totals for 212200266   | 78.04        |                            |   |
| 212200437       | Blue Cross & Blue Sh | 08/10/2021    | 07/12/2021      | 992939 202        | 08/01/21 -<br>09/01/21 | 216,083.31   | 10L000 4565 0000 00 000000 | DISTRICTWIDE/INS FUND ACT FOR CURR YEAR |
|                 | Blue Cross & Blue Sh | 08/10/2021    | 06/11/2021      | 992939 202        | 07/01/21 -<br>08/01/21 | 220,666.07   | 10L000 4565 0000 00 000000 | DISTRICTWIDE/INS FUND ACT FOR CURR YEAR |
|                 |                      |               |                 |                   | Totals for 212200437   | 436,749.38   |                            |   |
|                 |                      |               |                 |                   | Totals for checks      | 1,224,743.58 |                            |   |

FUND SUMMARY

| <u>FUND</u> | <u>DESCRIPTION</u>      | <u>BALANCE SHEET</u> | <u>REVENUE</u> | <u>EXPENSE</u> | <u>TOTAL</u> |
|-------------|-------------------------|----------------------|----------------|----------------|--------------|
| 10          | EDUCATIONAL FUND        | 1,224,743.58         | 0.00           | 0.00           | 1,224,743.58 |
| ***         | Fund Summary Totals *** | 1,224,743.58         | 0.00           | 0.00           | 1,224,743.58 |

\*\*\*\*\* End of report \*\*\*\*\*

| <u>VENDOR</u>        | <u>CHECK</u><br><u>DATE</u> | <u>INVOICE</u><br><u>DATE</u> | <u>INVOICE</u><br><u>NUMBER</u> | <u>INVOICE</u><br><u>DESCRIPTION</u> | <u>AMOUNT</u> | <u>ACCOUNT</u><br><u>NUMBER</u> | <u>ACCOUNT</u><br><u>DESCRIPTION</u>        |
|----------------------|-----------------------------|-------------------------------|---------------------------------|--------------------------------------|---------------|---------------------------------|---|
| Cisneros, Rosa       | 07/09/2021                  | 07/09/2021                    | 20210709ADVGSAN                 | Payroll<br>accrual                   | 129.70        | 20L000 4599 0000 00 000000      | DISTRICTWIDE/MISC PAYABLES                  |
|                      |                             |                               |                                 | Totals for 420637                    | 129.70        |                                 |   |
| State Disbursement U | 07/09/2021                  | 07/09/2021                    | 20210709ADVGGER                 | Payroll<br>accrual                   | 620.31        | 10L000 4599 0000 00 000000      | DISTRICTWIDE/MISC PAYABLES                  |
| State Disbursement U | 07/09/2021                  | 07/09/2021                    | 20210709ADVGPAT                 | Payroll<br>accrual                   | 120.00        | 10L000 4599 0000 00 000000      | DISTRICTWIDE/MISC PAYABLES                  |
| State Disbursement U | 07/09/2021                  | 07/09/2021                    | 20210709ADVGSTA                 | Payroll<br>accrual                   | 402.92        | 20L000 4599 0000 00 000000      | DISTRICTWIDE/MISC PAYABLES                  |
| State Disbursement U | 07/09/2021                  | 07/09/2021                    | 20210709ADVGTAY                 | Payroll<br>accrual                   | 342.62        | 20L000 4599 0000 00 000000      | DISTRICTWIDE/MISC PAYABLES                  |
|                      |                             |                               |                                 | Totals for 420638                    | 1,485.85      |                                 |   |
| State Disbursement U | 07/15/2021                  | 07/15/2021                    | 20210715ADVGYAL                 | Payroll<br>accrual                   | 694.81        | 10L000 4599 0000 00 000000      | DISTRICTWIDE/MISC PAYABLES                  |
|                      |                             |                               |                                 | Totals for 420640                    | 694.81        |                                 |   |
| Cisneros, Rosa       | 07/23/2021                  | 07/23/2021                    | 20210723ADVGSAN                 | Payroll<br>accrual                   | 129.70        | 20L000 4599 0000 00 000000      | DISTRICTWIDE/MISC PAYABLES                  |
|                      |                             |                               |                                 | Totals for 420655                    | 129.70        |                                 |   |
| State Disbursement U | 07/23/2021                  | 07/23/2021                    | 20210723ADVGGER                 | Payroll<br>accrual                   | 620.31        | 10L000 4599 0000 00 000000      | DISTRICTWIDE/MISC PAYABLES                  |
| State Disbursement U | 07/23/2021                  | 07/23/2021                    | 20210723ADVGPAT                 | Payroll<br>accrual                   | 120.00        | 10L000 4599 0000 00 000000      | DISTRICTWIDE/MISC PAYABLES                  |
| State Disbursement U | 07/23/2021                  | 07/23/2021                    | 20210723ADVGSTA                 | Payroll<br>accrual                   | 402.92        | 20L000 4599 0000 00 000000      | DISTRICTWIDE/MISC PAYABLES                  |
| State Disbursement U | 07/23/2021                  | 07/23/2021                    | 20210723ADVGTAY                 | Payroll<br>accrual                   | 342.62        | 20L000 4599 0000 00 000000      | DISTRICTWIDE/MISC PAYABLES                  |
|                      |                             |                               |                                 | Totals for 420656                    | 1,485.85      |                                 |   |
| State Disbursement U | 07/30/2021                  | 07/30/2021                    | 20210730ADVGYAL                 | Payroll<br>accrual                   | 694.81        | 10L000 4599 0000 00 000000      | DISTRICTWIDE/MISC PAYABLES                  |
|                      |                             |                               |                                 | Totals for 420658                    | 694.81        |                                 |   |
| First National Bank  | 07/09/2021                  | 07/09/2021                    | 20210709ADFED                   | Payroll<br>accrual                   | 169,392.47    | 10L000 4520 0000 00 000000      | DISTRICTWIDE/FEDERAL WITHHOLDING TAX PAYABL |
| First National Bank  | 07/09/2021                  | 07/09/2021                    | 20210709ADFMED                  | Payroll                              | 25,251.47     | 50L000 4520 0000 00 000000      | DISTRICTWIDE/FEDERAL WITHHOLDING TAX PAYABL |



| <u>VENDOR</u>       | <u>CHECK DATE</u> | <u>INVOICE DATE</u> | <u>INVOICE NUMBER</u> | <u>INVOICE DESCRIPTION</u> | <u>AMOUNT</u> | <u>ACCOUNT NUMBER</u>      | <u>ACCOUNT DESCRIPTION</u>                  |
|---------------------|-------------------|---------------------|-----------------------|----------------------------|---------------|----------------------------|---|
|                     |                   |                     |                       | accrual                    |               |                            |   |
| First National Bank | 07/09/2021        | 07/09/2021          | 20210709ADFTA         | Payroll                    | 6,254.71      | 10L000 4520 0000 00 000000 | DISTRICTWIDE/FEDERAL WITHHOLDING TAX PAYABL |
|                     |                   |                     |                       | accrual                    |               |                            |   |
| First National Bank | 07/09/2021        | 07/09/2021          | 20210709AFFMED        | Payroll                    | 25,251.47     | 50L000 4520 0000 00 000000 | DISTRICTWIDE/FEDERAL WITHHOLDING TAX PAYABL |
|                     |                   |                     |                       | accrual                    |               |                            |   |
| First National Bank | 07/09/2021        | 07/09/2021          | 20210709BDFED         | Payroll                    | 14,378.57     | 10L000 4520 0000 00 000000 | DISTRICTWIDE/FEDERAL WITHHOLDING TAX PAYABL |
|                     |                   |                     |                       | accrual                    |               |                            |   |
| First National Bank | 07/09/2021        | 07/09/2021          | 20210709ADFF28        | Payroll                    | 59.87         | 10L000 4520 0000 00 000000 | DISTRICTWIDE/FEDERAL WITHHOLDING TAX PAYABL |
|                     |                   |                     |                       | accrual                    |               |                            |   |
| First National Bank | 07/09/2021        | 07/09/2021          | 20210709ADFC          | Payroll                    | 13,300.09     | 50L000 4520 0000 00 000000 | DISTRICTWIDE/FEDERAL WITHHOLDING TAX PAYABL |
|                     |                   |                     |                       | accrual                    |               |                            |   |
| First National Bank | 07/09/2021        | 07/09/2021          | 20210709BDFMED        | Payroll                    | 3,110.48      | 50L000 4520 0000 00 000000 | DISTRICTWIDE/FEDERAL WITHHOLDING TAX PAYABL |
|                     |                   |                     |                       | accrual                    |               |                            |   |
| First National Bank | 07/09/2021        | 07/09/2021          | 20210709BDFTA         | Payroll                    | 700.45        | 10L000 4520 0000 00 000000 | DISTRICTWIDE/FEDERAL WITHHOLDING TAX PAYABL |
|                     |                   |                     |                       | accrual                    |               |                            |   |
| First National Bank | 07/09/2021        | 07/09/2021          | 20210709AFFIC         | Payroll                    | 13,300.09     | 50L000 4520 0000 00 000000 | DISTRICTWIDE/FEDERAL WITHHOLDING TAX PAYABL |
|                     |                   |                     |                       | accrual                    |               |                            |   |
| First National Bank | 07/09/2021        | 07/09/2021          | 20210709BFFMED        | Payroll                    | 3,110.48      | 50L000 4520 0000 00 000000 | DISTRICTWIDE/FEDERAL WITHHOLDING TAX PAYABL |
|                     |                   |                     |                       | accrual                    |               |                            |   |
| First National Bank | 07/09/2021        | 07/09/2021          | 20210709CDFED         | Payroll                    | 2,943.00      | 10L000 4520 0000 00 000000 | DISTRICTWIDE/FEDERAL WITHHOLDING TAX PAYABL |
|                     |                   |                     |                       | accrual                    |               |                            |   |
| First National Bank | 07/09/2021        | 07/09/2021          | 20210709BDFIC         | Payroll                    | 165.63        | 50L000 4520 0000 00 000000 | DISTRICTWIDE/FEDERAL WITHHOLDING TAX PAYABL |
|                     |                   |                     |                       | accrual                    |               |                            |   |
| First National Bank | 07/09/2021        | 07/09/2021          | 20210709CDFMED        | Payroll                    | 1,015.10      | 50L000 4520 0000 00 000000 | DISTRICTWIDE/FEDERAL WITHHOLDING TAX PAYABL |
|                     |                   |                     |                       | accrual                    |               |                            |   |
| First National Bank | 07/09/2021        | 07/09/2021          | 20210709BFFIC         | Payroll                    | 165.63        | 50L000 4520 0000 00 000000 | DISTRICTWIDE/FEDERAL WITHHOLDING TAX PAYABL |
|                     |                   |                     |                       | accrual                    |               |                            |   |
| First National Bank | 07/09/2021        | 07/09/2021          | 20210709CFMED         | Payroll                    | 1,015.10      | 50L000 4520 0000 00 000000 | DISTRICTWIDE/FEDERAL WITHHOLDING TAX PAYABL |
|                     |                   |                     |                       | accrual                    |               |                            |   |
| First National Bank | 07/09/2021        | 07/09/2021          | 20210709DDFED         | Payroll                    | 1,981.12      | 10L000 4520 0000 00 000000 | DISTRICTWIDE/FEDERAL WITHHOLDING TAX PAYABL |
|                     |                   |                     |                       | accrual                    |               |                            |   |
| First National Bank | 07/09/2021        | 07/09/2021          | 20210709DDFED         | Payroll                    | 11,144.24     | 20L000 4520 0000 00 000000 | DISTRICTWIDE/FEDERAL WITHHOLDING TAX PAYABL |
|                     |                   |                     |                       | accrual                    |               |                            |   |
| First National Bank | 07/09/2021        | 07/09/2021          | 20210709DDFED         | Payroll                    | 150.56        | 40L000 4520 0000 00 000000 | DISTRICTWIDE/FEDERAL WITHHOLDING TAX PAYABL |
|                     |                   |                     |                       | accrual                    |               |                            |   |
| First National Bank | 07/09/2021        | 07/09/2021          | 20210709BDFFF28       | Payroll                    | 182.05        | 10L000 4520 0000 00 000000 | DISTRICTWIDE/FEDERAL WITHHOLDING TAX PAYABL |
|                     |                   |                     |                       | accrual                    |               |                            |   |
| First National Bank | 07/09/2021        | 07/09/2021          | 20210709CDFIC         | Payroll                    | 11,342.68     | 50L000 4520 0000 00 000000 | DISTRICTWIDE/FEDERAL WITHHOLDING TAX PAYABL |
|                     |                   |                     |                       | accrual                    |               |                            |   |

| VENDOR              | CHECK      | INVOICE    | INVOICE        | INVOICE            | DESCRIPTION | ACCOUNT                    |   |             |             | ACCOUNT |
|---------------------|------------|------------|----------------|--------------------|-------------|----------------------------|---|-------------|-------------|---------|
|                     | DATE       | DATE       | NUMBER         | DESCRIPTION        |             | AMOUNT                     | NUMBER                                      | DESCRIPTION | DESCRIPTION |         |
| First National Bank | 07/09/2021 | 07/09/2021 | 20210709DDFMED | Payroll<br>accrual | 2,652.73    | 50L000 4520 0000 00 000000 | DISTRICTWIDE/FEDERAL WITHHOLDING TAX PAYABL |             |             |         |
| First National Bank | 07/09/2021 | 07/09/2021 | 20210709CDFTA  | Payroll<br>accrual | 94.00       | 20L000 4520 0000 00 000000 | DISTRICTWIDE/FEDERAL WITHHOLDING TAX PAYABL |             |             |         |
| First National Bank | 07/09/2021 | 07/09/2021 | 20210709CFFIC  | Payroll<br>accrual | 11,342.68   | 50L000 4520 0000 00 000000 | DISTRICTWIDE/FEDERAL WITHHOLDING TAX PAYABL |             |             |         |
| First National Bank | 07/09/2021 | 07/09/2021 | 20210709DFMED  | Payroll<br>accrual | 2,652.73    | 50L000 4520 0000 00 000000 | DISTRICTWIDE/FEDERAL WITHHOLDING TAX PAYABL |             |             |         |
| First National Bank | 07/09/2021 | 07/09/2021 | 20210709EDFED  | Payroll<br>accrual | 0.00        | 10L000 4520 0000 00 000000 | DISTRICTWIDE/FEDERAL WITHHOLDING TAX PAYABL |             |             |         |
| First National Bank | 07/09/2021 | 07/09/2021 | 20210709DDFIC  | Payroll<br>accrual | 6.97        | 50L000 4520 0000 00 000000 | DISTRICTWIDE/FEDERAL WITHHOLDING TAX PAYABL |             |             |         |
| First National Bank | 07/09/2021 | 07/09/2021 | 20210709EDFMED | Payroll<br>accrual | 1.63        | 50L000 4520 0000 00 000000 | DISTRICTWIDE/FEDERAL WITHHOLDING TAX PAYABL |             |             |         |
| First National Bank | 07/09/2021 | 07/09/2021 | 20210709DFFIC  | Payroll<br>accrual | 6.97        | 50L000 4520 0000 00 000000 | DISTRICTWIDE/FEDERAL WITHHOLDING TAX PAYABL |             |             |         |
| First National Bank | 07/09/2021 | 07/09/2021 | 20210709EFFMED | Payroll<br>accrual | 1.63        | 50L000 4520 0000 00 000000 | DISTRICTWIDE/FEDERAL WITHHOLDING TAX PAYABL |             |             |         |
| First National Bank | 07/09/2021 | 07/09/2021 | 20210709FDFED  | Payroll<br>accrual | -2,816.23   | 10L000 4520 0000 00 000000 | DISTRICTWIDE/FEDERAL WITHHOLDING TAX PAYABL |             |             |         |
| First National Bank | 07/09/2021 | 07/09/2021 | 20210709EDFIC  | Payroll<br>accrual | -66.25      | 50L000 4520 0000 00 000000 | DISTRICTWIDE/FEDERAL WITHHOLDING TAX PAYABL |             |             |         |
| First National Bank | 07/09/2021 | 07/09/2021 | 20210709FDFMED | Payroll<br>accrual | -991.86     | 50L000 4520 0000 00 000000 | DISTRICTWIDE/FEDERAL WITHHOLDING TAX PAYABL |             |             |         |
| First National Bank | 07/09/2021 | 07/09/2021 | 20210709EFFIC  | Payroll<br>accrual | -66.25      | 50L000 4520 0000 00 000000 | DISTRICTWIDE/FEDERAL WITHHOLDING TAX PAYABL |             |             |         |
| First National Bank | 07/09/2021 | 07/09/2021 | 20210709FFFMED | Payroll<br>accrual | -991.86     | 50L000 4520 0000 00 000000 | DISTRICTWIDE/FEDERAL WITHHOLDING TAX PAYABL |             |             |         |
| First National Bank | 07/09/2021 | 07/09/2021 | 20210709GDFED  | Payroll<br>accrual | 2,816.23    | 10L000 4520 0000 00 000000 | DISTRICTWIDE/FEDERAL WITHHOLDING TAX PAYABL |             |             |         |
| First National Bank | 07/09/2021 | 07/09/2021 | 20210709FDFIC  | Payroll<br>accrual | 66.25       | 50L000 4520 0000 00 000000 | DISTRICTWIDE/FEDERAL WITHHOLDING TAX PAYABL |             |             |         |
| First National Bank | 07/09/2021 | 07/09/2021 | 20210709GDFMED | Payroll<br>accrual | 991.86      | 50L000 4520 0000 00 000000 | DISTRICTWIDE/FEDERAL WITHHOLDING TAX PAYABL |             |             |         |
| First National Bank | 07/09/2021 | 07/09/2021 | 20210709FFFIC  | Payroll<br>accrual | 66.25       | 50L000 4520 0000 00 000000 | DISTRICTWIDE/FEDERAL WITHHOLDING TAX PAYABL |             |             |         |
| First National Bank | 07/09/2021 | 07/09/2021 | 20210709GFFMED | Payroll<br>accrual | 991.86      | 50L000 4520 0000 00 000000 | DISTRICTWIDE/FEDERAL WITHHOLDING TAX PAYABL |             |             |         |
| First National Bank | 07/09/2021 | 07/09/2021 | 20210709IDFED  | Payroll            | 126.77      | 10L000 4520 0000 00 000000 | DISTRICTWIDE/FEDERAL WITHHOLDING TAX PAYABL |             |             |         |

| <u>VENDOR</u>       | <u>CHECK DATE</u> | <u>INVOICE DATE</u> | <u>INVOICE NUMBER</u> | <u>INVOICE DESCRIPTION</u> | <u>AMOUNT</u> | <u>ACCOUNT NUMBER</u>      | <u>ACCOUNT DESCRIPTION</u>                  |
|---------------------|-------------------|---------------------|-----------------------|----------------------------|---------------|----------------------------|---|
|                     |                   |                     |                       | accrual                    |               |                            |   |
| First National Bank | 07/09/2021        | 07/09/2021          | 20210709HDFED         | Payroll                    | -126.77       | 10L000 4520 0000 00 000000 | DISTRICTWIDE/FEDERAL WITHHOLDING TAX PAYABL |
|                     |                   |                     |                       | accrual                    |               |                            |   |
| First National Bank | 07/09/2021        | 07/09/2021          | 20210709GDFIC         | Payroll                    | -99.38        | 50L000 4520 0000 00 000000 | DISTRICTWIDE/FEDERAL WITHHOLDING TAX PAYABL |
|                     |                   |                     |                       | accrual                    |               |                            |   |
| First National Bank | 07/09/2021        | 07/09/2021          | 20210709HDFMED        | Payroll                    | -23.24        | 50L000 4520 0000 00 000000 | DISTRICTWIDE/FEDERAL WITHHOLDING TAX PAYABL |
|                     |                   |                     |                       | accrual                    |               |                            |   |
| First National Bank | 07/09/2021        | 07/09/2021          | 20210709GFFIC         | Payroll                    | -99.38        | 50L000 4520 0000 00 000000 | DISTRICTWIDE/FEDERAL WITHHOLDING TAX PAYABL |
|                     |                   |                     |                       | accrual                    |               |                            |   |
| First National Bank | 07/09/2021        | 07/09/2021          | 20210709HFFMED        | Payroll                    | -23.24        | 50L000 4520 0000 00 000000 | DISTRICTWIDE/FEDERAL WITHHOLDING TAX PAYABL |
|                     |                   |                     |                       | accrual                    |               |                            |   |
| First National Bank | 07/09/2021        | 07/09/2021          | 20210709HDFIC         | Payroll                    | 99.38         | 50L000 4520 0000 00 000000 | DISTRICTWIDE/FEDERAL WITHHOLDING TAX PAYABL |
|                     |                   |                     |                       | accrual                    |               |                            |   |
| First National Bank | 07/09/2021        | 07/09/2021          | 20210709IDFMED        | Payroll                    | 23.24         | 50L000 4520 0000 00 000000 | DISTRICTWIDE/FEDERAL WITHHOLDING TAX PAYABL |
|                     |                   |                     |                       | accrual                    |               |                            |   |
| First National Bank | 07/09/2021        | 07/09/2021          | 20210709HFFIC         | Payroll                    | 99.38         | 50L000 4520 0000 00 000000 | DISTRICTWIDE/FEDERAL WITHHOLDING TAX PAYABL |
|                     |                   |                     |                       | accrual                    |               |                            |   |
| First National Bank | 07/09/2021        | 07/09/2021          | 20210709IFFMED        | Payroll                    | 23.24         | 50L000 4520 0000 00 000000 | DISTRICTWIDE/FEDERAL WITHHOLDING TAX PAYABL |
|                     |                   |                     |                       | accrual                    |               |                            |   |
| First National Bank | 07/09/2021        | 07/09/2021          | 20210709JDFED         | Payroll                    | 3,568.94      | 10L000 4520 0000 00 000000 | DISTRICTWIDE/FEDERAL WITHHOLDING TAX PAYABL |
|                     |                   |                     |                       | accrual                    |               |                            |   |
| First National Bank | 07/09/2021        | 07/09/2021          | 20210709JDFED         | Payroll                    | 178.68        | 20L000 4520 0000 00 000000 | DISTRICTWIDE/FEDERAL WITHHOLDING TAX PAYABL |
|                     |                   |                     |                       | accrual                    |               |                            |   |
| First National Bank | 07/09/2021        | 07/09/2021          | 20210709IDFIC         | Payroll                    | 2,341.86      | 50L000 4520 0000 00 000000 | DISTRICTWIDE/FEDERAL WITHHOLDING TAX PAYABL |
|                     |                   |                     |                       | accrual                    |               |                            |   |
| First National Bank | 07/09/2021        | 07/09/2021          | 20210709JDFMED        | Payroll                    | 586.03        | 50L000 4520 0000 00 000000 | DISTRICTWIDE/FEDERAL WITHHOLDING TAX PAYABL |
|                     |                   |                     |                       | accrual                    |               |                            |   |
| First National Bank | 07/09/2021        | 07/09/2021          | 20210709DDFTA         | Payroll                    | 175.00        | 10L000 4520 0000 00 000000 | DISTRICTWIDE/FEDERAL WITHHOLDING TAX PAYABL |
|                     |                   |                     |                       | accrual                    |               |                            |   |
| First National Bank | 07/09/2021        | 07/09/2021          | 20210709IFFIC         | Payroll                    | 2,341.86      | 50L000 4520 0000 00 000000 | DISTRICTWIDE/FEDERAL WITHHOLDING TAX PAYABL |
|                     |                   |                     |                       | accrual                    |               |                            |   |
| First National Bank | 07/09/2021        | 07/09/2021          | 20210709JFFMED        | Payroll                    | 586.03        | 50L000 4520 0000 00 000000 | DISTRICTWIDE/FEDERAL WITHHOLDING TAX PAYABL |
|                     |                   |                     |                       | accrual                    |               |                            |   |
| First National Bank | 07/09/2021        | 07/09/2021          | 20210709KDFED         | Payroll                    | 0.00          | 10L000 4520 0000 00 000000 | DISTRICTWIDE/FEDERAL WITHHOLDING TAX PAYABL |
|                     |                   |                     |                       | accrual                    |               |                            |   |
| First National Bank | 07/09/2021        | 07/09/2021          | 20210709KDFMED        | Payroll                    | 9.12          | 50L000 4520 0000 00 000000 | DISTRICTWIDE/FEDERAL WITHHOLDING TAX PAYABL |
|                     |                   |                     |                       | accrual                    |               |                            |   |
| First National Bank | 07/09/2021        | 07/09/2021          | 20210709KFFMED        | Payroll                    | 9.12          | 50L000 4520 0000 00 000000 | DISTRICTWIDE/FEDERAL WITHHOLDING TAX PAYABL |
|                     |                   |                     |                       | accrual                    |               |                            |   |

| <u>VENDOR</u>        | <u>CHECK DATE</u> | <u>INVOICE DATE</u> | <u>INVOICE NUMBER</u> | <u>INVOICE DESCRIPTION</u> | <u>AMOUNT</u> | <u>ACCOUNT NUMBER</u>      | <u>ACCOUNT DESCRIPTION</u>                  |
|----------------------|-------------------|---------------------|-----------------------|----------------------------|---------------|----------------------------|---|
| First National Bank  | 07/09/2021        | 07/09/2021          | 20210709LDFED         | Payroll accrual            | 51.96         | 20L000 4520 0000 00 000000 | DISTRICTWIDE/FEDERAL WITHHOLDING TAX PAYABL |
| First National Bank  | 07/09/2021        | 07/09/2021          | 20210709JDFIC         | Payroll accrual            | 108.44        | 50L000 4520 0000 00 000000 | DISTRICTWIDE/FEDERAL WITHHOLDING TAX PAYABL |
| First National Bank  | 07/09/2021        | 07/09/2021          | 20210709LDFMED        | Payroll accrual            | 25.36         | 50L000 4520 0000 00 000000 | DISTRICTWIDE/FEDERAL WITHHOLDING TAX PAYABL |
| First National Bank  | 07/09/2021        | 07/09/2021          | 20210709JFFIC         | Payroll accrual            | 108.44        | 50L000 4520 0000 00 000000 | DISTRICTWIDE/FEDERAL WITHHOLDING TAX PAYABL |
| First National Bank  | 07/09/2021        | 07/09/2021          | 20210709LFFMED        | Payroll accrual            | 25.36         | 50L000 4520 0000 00 000000 | DISTRICTWIDE/FEDERAL WITHHOLDING TAX PAYABL |
| Totals for 212200193 |                   |                     |                       |                            | 331,090.80    |                            |   |
| Illinois Dept Revenu | 07/09/2021        | 07/09/2021          | 20210709ADSTA         | Payroll accrual            | 282.00        | 10L000 4530 0000 00 000000 | DISTRICTWIDE/STATE WITHHOLDING PAYABLE      |
| Illinois Dept Revenu | 07/09/2021        | 07/09/2021          | 20210709ADSTX         | Payroll accrual            | 73,178.82     | 10L000 4530 0000 00 000000 | DISTRICTWIDE/STATE WITHHOLDING PAYABLE      |
| Illinois Dept Revenu | 07/09/2021        | 07/09/2021          | 20210709BDSTA         | Payroll accrual            | 80.00         | 10L000 4530 0000 00 000000 | DISTRICTWIDE/STATE WITHHOLDING PAYABLE      |
| Illinois Dept Revenu | 07/09/2021        | 07/09/2021          | 20210709BDSTX         | Payroll accrual            | 9,445.28      | 10L000 4530 0000 00 000000 | DISTRICTWIDE/STATE WITHHOLDING PAYABLE      |
| Illinois Dept Revenu | 07/09/2021        | 07/09/2021          | 20210709CDSTX         | Payroll accrual            | 2,732.49      | 10L000 4530 0000 00 000000 | DISTRICTWIDE/STATE WITHHOLDING PAYABLE      |
| Illinois Dept Revenu | 07/09/2021        | 07/09/2021          | 20210709DDSTX         | Payroll accrual            | 1,927.12      | 10L000 4530 0000 00 000000 | DISTRICTWIDE/STATE WITHHOLDING PAYABLE      |
| Illinois Dept Revenu | 07/09/2021        | 07/09/2021          | 20210709DDSTX         | Payroll accrual            | 5,931.61      | 20L000 4530 0000 00 000000 | DISTRICTWIDE/STATE WITHHOLDING PAYABLE      |
| Illinois Dept Revenu | 07/09/2021        | 07/09/2021          | 20210709DDSTX         | Payroll accrual            | 94.07         | 40L000 4530 0000 00 000000 | DISTRICTWIDE/STATE WITHHOLDING PAYABLE      |
| Illinois Dept Revenu | 07/09/2021        | 07/09/2021          | 20210709EDSTX         | Payroll accrual            | 0.00          | 10L000 4530 0000 00 000000 | DISTRICTWIDE/STATE WITHHOLDING PAYABLE      |
| Illinois Dept Revenu | 07/09/2021        | 07/09/2021          | 20210709FDSTX         | Payroll accrual            | -2,653.15     | 10L000 4530 0000 00 000000 | DISTRICTWIDE/STATE WITHHOLDING PAYABLE      |
| Illinois Dept Revenu | 07/09/2021        | 07/09/2021          | 20210709GDSTX         | Payroll accrual            | 2,653.15      | 10L000 4530 0000 00 000000 | DISTRICTWIDE/STATE WITHHOLDING PAYABLE      |
| Illinois Dept Revenu | 07/09/2021        | 07/09/2021          | 20210709HDSTX         | Payroll accrual            | -79.34        | 10L000 4530 0000 00 000000 | DISTRICTWIDE/STATE WITHHOLDING PAYABLE      |
| Illinois Dept Revenu | 07/09/2021        | 07/09/2021          | 20210709IDSTX         | Payroll accrual            | 79.34         | 10L000 4530 0000 00 000000 | DISTRICTWIDE/STATE WITHHOLDING PAYABLE      |
| Illinois Dept Revenu | 07/09/2021        | 07/09/2021          | 20210709JDSTX         | Payroll                    | 1,767.05      | 10L000 4530 0000 00 000000 | DISTRICTWIDE/STATE WITHHOLDING PAYABLE      |

| <u>VENDOR</u>        | <u>CHECK<br/>DATE</u> | <u>INVOICE<br/>DATE</u> | <u>INVOICE<br/>NUMBER</u> | <u>INVOICE<br/>DESCRIPTION</u> | <u>AMOUNT</u> | <u>ACCOUNT<br/>NUMBER</u>  | <u>ACCOUNT<br/>DESCRIPTION</u>         |
|----------------------|-----------------------|-------------------------|---------------------------|--------------------------------|---------------|----------------------------|--|
|                      |                       |                         |                           | accrual                        |               |                            |  |
| Illinois Dept Revenu | 07/09/2021            | 07/09/2021              | 20210709JDSTX             | Payroll                        | 92.52         | 20L000 4530 0000 00 000000 | DISTRICTWIDE/STATE WITHHOLDING PAYABLE |
|                      |                       |                         |                           | accrual                        |               |                            |  |
| Illinois Dept Revenu | 07/09/2021            | 07/09/2021              | 20210709KDSTX             | Payroll                        | 14.72         | 10L000 4530 0000 00 000000 | DISTRICTWIDE/STATE WITHHOLDING PAYABLE |
|                      |                       |                         |                           | accrual                        |               |                            |  |
| Illinois Dept Revenu | 07/09/2021            | 07/09/2021              | 20210709LDSTX             | Payroll                        | 86.57         | 20L000 4530 0000 00 000000 | DISTRICTWIDE/STATE WITHHOLDING PAYABLE |
|                      |                       |                         |                           | accrual                        |               |                            |  |
|                      |                       |                         |                           | Totals for 212200195           | 95,632.25     |                            |  |
| Teachers Retirement  | 07/09/2021            | 07/09/2021              | 20210709EDTR9             | Payroll                        | 240.66        | 10L000 4511 0000 00 000000 | DISTRICTWIDE/T.R.S. PAYABLE            |
|                      |                       |                         |                           | accrual                        |               |                            |  |
|                      |                       |                         |                           | Totals for 212200196           | 240.66        |                            |  |
| This Fund            | 07/09/2021            | 07/09/2021              | 20210709EDTPT             | Payroll                        | 31.59         | 10L000 4511 0000 00 000000 | DISTRICTWIDE/T.R.S. PAYABLE            |
|                      |                       |                         |                           | accrual                        |               |                            |  |
| This Fund            | 07/09/2021            | 07/09/2021              | 20210709EFTRTHI           | Payroll                        | 23.45         | 10L000 4511 0000 00 000000 | DISTRICTWIDE/T.R.S. PAYABLE            |
|                      |                       |                         |                           | accrual                        |               |                            |  |
|                      |                       |                         |                           | Totals for 212200197           | 55.04         |                            |  |
| Teachers Retirement  | 07/09/2021            | 07/09/2021              | 20210709EFTRMBI           | Payroll                        | 15.51         | 10L000 4511 0000 00 000000 | DISTRICTWIDE/T.R.S. PAYABLE            |
|                      |                       |                         |                           | accrual                        |               |                            |  |
|                      |                       |                         |                           | Totals for 212200198           | 15.51         |                            |  |
| Teachers Retirement  | 07/09/2021            | 07/09/2021              | 20210709ADTR9             | Payroll                        | 167,374.57    | 10L000 4511 0000 00 000000 | DISTRICTWIDE/T.R.S. PAYABLE            |
|                      |                       |                         |                           | accrual                        |               |                            |  |
| Teachers Retirement  | 07/09/2021            | 07/23/2021              | 20210723ADTR9             | Payroll                        | 159,966.58    | 10L000 4511 0000 00 000000 | DISTRICTWIDE/T.R.S. PAYABLE            |
|                      |                       |                         |                           | accrual                        |               |                            |  |
| Teachers Retirement  | 07/09/2021            | 08/06/2021              | 20210806ADTR9             | Payroll                        | 159,330.88    | 10L000 4511 0000 00 000000 | DISTRICTWIDE/T.R.S. PAYABLE            |
|                      |                       |                         |                           | accrual                        |               |                            |  |
| Teachers Retirement  | 07/09/2021            | 07/09/2021              | 20210709BDTR9             | Payroll                        | 6,226.99      | 10L000 4511 0000 00 000000 | DISTRICTWIDE/T.R.S. PAYABLE            |
|                      |                       |                         |                           | accrual                        |               |                            |  |
| Teachers Retirement  | 07/09/2021            | 07/09/2021              | 20210709CDTR9             | Payroll                        | -6,226.99     | 10L000 4511 0000 00 000000 | DISTRICTWIDE/T.R.S. PAYABLE            |
|                      |                       |                         |                           | accrual                        |               |                            |  |
| Teachers Retirement  | 07/09/2021            | 07/09/2021              | 20210709DDTR9             | Payroll                        | 6,226.99      | 10L000 4511 0000 00 000000 | DISTRICTWIDE/T.R.S. PAYABLE            |
|                      |                       |                         |                           | accrual                        |               |                            |  |
| Teachers Retirement  | 07/09/2021            | 07/09/2021              | 20210709FDTR9             | Payroll                        | 57.30         | 10L000 4511 0000 00 000000 | DISTRICTWIDE/T.R.S. PAYABLE            |
|                      |                       |                         |                           | accrual                        |               |                            |  |
| Teachers Retirement  | 07/09/2021            | 07/15/2021              | 20210715ADTR9             | Payroll                        | 404.96        | 10L000 4511 0000 00 000000 | DISTRICTWIDE/T.R.S. PAYABLE            |
|                      |                       |                         |                           | accrual                        |               |                            |  |

| <u>VENDOR</u>       | <u>CHECK DATE</u> | <u>INVOICE DATE</u> | <u>INVOICE NUMBER</u> | <u>INVOICE DESCRIPTION</u> | <u>AMOUNT</u> | <u>ACCOUNT NUMBER</u>      | <u>ACCOUNT DESCRIPTION</u>  |
|---------------------|-------------------|---------------------|-----------------------|----------------------------|---------------|----------------------------|-----------------------------|
| Teachers Retirement | 07/09/2021        | 07/23/2021          | 20210723BDTR9         | Payroll<br>accrual         | 2,099.86      | 10L000 4511 0000 00 000000 | DISTRICTWIDE/T.R.S. PAYABLE |
|                     |                   |                     | Totals for 212200199  |                            | 495,461.14    |                            |                             |
| This Fund           | 07/09/2021        | 07/09/2021          | 20210709ADTPT         | Payroll<br>accrual         | 23,060.28     | 10L000 4511 0000 00 000000 | DISTRICTWIDE/T.R.S. PAYABLE |
| This Fund           | 07/09/2021        | 07/09/2021          | 20210709AFTRTHI       | Payroll<br>accrual         | 17,109.81     | 10L000 4511 0000 00 000000 | DISTRICTWIDE/T.R.S. PAYABLE |
| This Fund           | 07/09/2021        | 07/23/2021          | 20210723ADTPT         | Payroll<br>accrual         | 22,039.66     | 10L000 4511 0000 00 000000 | DISTRICTWIDE/T.R.S. PAYABLE |
| This Fund           | 07/09/2021        | 07/23/2021          | 20210723AFTRTHI       | Payroll<br>accrual         | 16,352.55     | 10L000 4511 0000 00 000000 | DISTRICTWIDE/T.R.S. PAYABLE |
| This Fund           | 07/09/2021        | 08/06/2021          | 20210806ADTPT         | Payroll<br>accrual         | 21,951.40     | 10L000 4511 0000 00 000000 | DISTRICTWIDE/T.R.S. PAYABLE |
| This Fund           | 07/09/2021        | 08/06/2021          | 20210806AFTRTHI       | Payroll<br>accrual         | 16,287.35     | 10L000 4511 0000 00 000000 | DISTRICTWIDE/T.R.S. PAYABLE |
| This Fund           | 07/09/2021        | 07/09/2021          | 20210709BDTPT         | Payroll<br>accrual         | 857.92        | 10L000 4511 0000 00 000000 | DISTRICTWIDE/T.R.S. PAYABLE |
| This Fund           | 07/09/2021        | 07/09/2021          | 20210709BFTRTHI       | Payroll<br>accrual         | 636.50        | 10L000 4511 0000 00 000000 | DISTRICTWIDE/T.R.S. PAYABLE |
| This Fund           | 07/09/2021        | 07/09/2021          | 20210709CDTPT         | Payroll<br>accrual         | -857.92       | 10L000 4511 0000 00 000000 | DISTRICTWIDE/T.R.S. PAYABLE |
| This Fund           | 07/09/2021        | 07/09/2021          | 20210709CFTRTHI       | Payroll<br>accrual         | -636.50       | 10L000 4511 0000 00 000000 | DISTRICTWIDE/T.R.S. PAYABLE |
| This Fund           | 07/09/2021        | 07/09/2021          | 20210709DDTPT         | Payroll<br>accrual         | 857.92        | 10L000 4511 0000 00 000000 | DISTRICTWIDE/T.R.S. PAYABLE |
| This Fund           | 07/09/2021        | 07/09/2021          | 20210709DFTRTHI       | Payroll<br>accrual         | 636.50        | 10L000 4511 0000 00 000000 | DISTRICTWIDE/T.R.S. PAYABLE |
| This Fund           | 07/09/2021        | 07/09/2021          | 20210709FDTPT         | Payroll<br>accrual         | 7.90          | 10L000 4511 0000 00 000000 | DISTRICTWIDE/T.R.S. PAYABLE |
| This Fund           | 07/09/2021        | 07/09/2021          | 20210709FFTRTHI       | Payroll<br>accrual         | 5.86          | 10L000 4511 0000 00 000000 | DISTRICTWIDE/T.R.S. PAYABLE |
| This Fund           | 07/09/2021        | 07/15/2021          | 20210715ADTPT         | Payroll<br>accrual         | 55.79         | 10L000 4511 0000 00 000000 | DISTRICTWIDE/T.R.S. PAYABLE |
| This Fund           | 07/09/2021        | 07/15/2021          | 20210715AFTRTHI       | Payroll<br>accrual         | 41.40         | 10L000 4511 0000 00 000000 | DISTRICTWIDE/T.R.S. PAYABLE |
| This Fund           | 07/09/2021        | 07/23/2021          | 20210723BDTPT         | Payroll<br>accrual         | 289.25        | 10L000 4511 0000 00 000000 | DISTRICTWIDE/T.R.S. PAYABLE |
| This Fund           | 07/09/2021        | 07/23/2021          | 20210723BFTRMBI       | Payroll                    | 135.33        | 10L000 4511 0000 00 000000 | DISTRICTWIDE/T.R.S. PAYABLE |

| <u>VENDOR</u>       | <u>CHECK DATE</u> | <u>INVOICE DATE</u> | <u>INVOICE NUMBER</u> | <u>INVOICE DESCRIPTION</u> | <u>AMOUNT</u> | <u>ACCOUNT NUMBER</u>      | <u>ACCOUNT DESCRIPTION</u>  |
|---------------------|-------------------|---------------------|-----------------------|----------------------------|---------------|----------------------------|-----------------------------|
|                     |                   |                     |                       | accrual                    |               |                            |                             |
|                     |                   |                     |                       | Totals for 212200201       | 118,831.00    |                            |                             |
| Teachers Retirement | 07/09/2021        | 07/09/2021          | 20210709AFTRMBI       | Payroll                    | 10,786.28     | 10L000 4511 0000 00 000000 | DISTRICTWIDE/T.R.S. PAYABLE |
|                     |                   |                     |                       | accrual                    |               |                            |                             |
| Teachers Retirement | 07/09/2021        | 07/23/2021          | 20210723AFTRMBI       | Payroll                    | 10,308.88     | 10L000 4511 0000 00 000000 | DISTRICTWIDE/T.R.S. PAYABLE |
|                     |                   |                     |                       | accrual                    |               |                            |                             |
| Teachers Retirement | 07/09/2021        | 08/06/2021          | 20210806AFTRMBI       | Payroll                    | 10,268.13     | 10L000 4511 0000 00 000000 | DISTRICTWIDE/T.R.S. PAYABLE |
|                     |                   |                     |                       | accrual                    |               |                            |                             |
| Teachers Retirement | 07/09/2021        | 07/09/2021          | 20210709BFTRMBI       | Payroll                    | 401.41        | 10L000 4511 0000 00 000000 | DISTRICTWIDE/T.R.S. PAYABLE |
|                     |                   |                     |                       | accrual                    |               |                            |                             |
| Teachers Retirement | 07/09/2021        | 07/09/2021          | 20210709CFTRMBI       | Payroll                    | -401.41       | 10L000 4511 0000 00 000000 | DISTRICTWIDE/T.R.S. PAYABLE |
|                     |                   |                     |                       | accrual                    |               |                            |                             |
| Teachers Retirement | 07/09/2021        | 07/09/2021          | 20210709DFTRMBI       | Payroll                    | 401.41        | 10L000 4511 0000 00 000000 | DISTRICTWIDE/T.R.S. PAYABLE |
|                     |                   |                     |                       | accrual                    |               |                            |                             |
| Teachers Retirement | 07/09/2021        | 07/09/2021          | 20210709FFTRMBI       | Payroll                    | 3.70          | 10L000 4511 0000 00 000000 | DISTRICTWIDE/T.R.S. PAYABLE |
|                     |                   |                     |                       | accrual                    |               |                            |                             |
| Teachers Retirement | 07/09/2021        | 07/15/2021          | 20210715AFTRMBI       | Payroll                    | 26.10         | 10L000 4511 0000 00 000000 | DISTRICTWIDE/T.R.S. PAYABLE |
|                     |                   |                     |                       | accrual                    |               |                            |                             |
| Teachers Retirement | 07/09/2021        | 07/23/2021          | 20210723BFTRTHI       | Payroll                    | 214.53        | 10L000 4511 0000 00 000000 | DISTRICTWIDE/T.R.S. PAYABLE |
|                     |                   |                     |                       | accrual                    |               |                            |                             |
|                     |                   |                     |                       | Totals for 212200202       | 32,009.03     |                            |                             |
| Teachers Retirement | 07/09/2021        | 07/09/2021          | 20210709AFTFED        | Payroll                    | 4,196.11      | 10L000 4511 0000 00 000000 | DISTRICTWIDE/T.R.S. PAYABLE |
|                     |                   |                     |                       | accrual                    |               |                            |                             |
| Teachers Retirement | 07/09/2021        | 07/23/2021          | 20210723AFTFED        | Payroll                    | 4,196.11      | 10L000 4511 0000 00 000000 | DISTRICTWIDE/T.R.S. PAYABLE |
|                     |                   |                     |                       | accrual                    |               |                            |                             |
| Teachers Retirement | 07/09/2021        | 08/06/2021          | 20210806AFTFED        | Payroll                    | 4,196.01      | 10L000 4511 0000 00 000000 | DISTRICTWIDE/T.R.S. PAYABLE |
|                     |                   |                     |                       | accrual                    |               |                            |                             |
| Teachers Retirement | 07/09/2021        | 07/09/2021          | 20210709BFTFED        | Payroll                    | 4,624.59      | 10L000 4511 0000 00 000000 | DISTRICTWIDE/T.R.S. PAYABLE |
|                     |                   |                     |                       | accrual                    |               |                            |                             |
| Teachers Retirement | 07/09/2021        | 07/09/2021          | 20210709CFTFED        | Payroll                    | -4,624.59     | 10L000 4511 0000 00 000000 | DISTRICTWIDE/T.R.S. PAYABLE |
|                     |                   |                     |                       | accrual                    |               |                            |                             |
| Teachers Retirement | 07/09/2021        | 07/09/2021          | 20210709DFTFED        | Payroll                    | 4,624.59      | 10L000 4511 0000 00 000000 | DISTRICTWIDE/T.R.S. PAYABLE |
|                     |                   |                     |                       | accrual                    |               |                            |                             |
| Teachers Retirement | 07/09/2021        | 07/09/2021          | 20210709EFTFED        | Payroll                    | 51.45         | 10L000 4511 0000 00 000000 | DISTRICTWIDE/T.R.S. PAYABLE |
|                     |                   |                     |                       | accrual                    |               |                            |                             |
| Teachers Retirement | 07/09/2021        | 07/23/2021          | 20210723BFTFED        | Payroll                    | 1,777.90      | 10L000 4511 0000 00 000000 | DISTRICTWIDE/T.R.S. PAYABLE |
|                     |                   |                     |                       | accrual                    |               |                            |                             |

| <u>VENDOR</u>        | <u>CHECK DATE</u> | <u>INVOICE DATE</u> | <u>INVOICE NUMBER</u> | <u>INVOICE DESCRIPTION</u> | <u>AMOUNT</u> | <u>ACCOUNT NUMBER</u>      | <u>ACCOUNT DESCRIPTION</u>             |
|----------------------|-------------------|---------------------|-----------------------|----------------------------|---------------|----------------------------|--|
| Totals for 212200203 |                   |                     |                       |                            | 19,042.17     |                            |  |
| AAEC Credit Union    | 07/09/2021        | 07/09/2021          | 20210709ADVAAEC       | Payroll accrual            | 41,787.01     | 10L000 4552 0000 00 000000 | DISTRICTWIDE/AAEC                      |
| AAEC Credit Union    | 07/09/2021        | 07/09/2021          | 20210709BDVAAEC       | Payroll accrual            | 9,845.91      | 10L000 4552 0000 00 000000 | DISTRICTWIDE/AAEC                      |
| AAEC Credit Union    | 07/09/2021        | 07/09/2021          | 20210709CDVAAEC       | Payroll accrual            | 6,135.07      | 20L000 4552 0000 00 000000 | DISTRICTWIDE/AAEC                      |
| AAEC Credit Union    | 07/09/2021        | 07/09/2021          | 20210709DDVAAEC       | Payroll accrual            | -30.00        | 10L000 4552 0000 00 000000 | DISTRICTWIDE/AAEC                      |
| AAEC Credit Union    | 07/09/2021        | 07/09/2021          | 20210709EDVAAEC       | Payroll accrual            | 30.00         | 10L000 4552 0000 00 000000 | DISTRICTWIDE/AAEC                      |
| AAEC Credit Union    | 07/09/2021        | 07/09/2021          | 20210709FDVAAEC       | Payroll accrual            | 3,122.86      | 10L000 4552 0000 00 000000 | DISTRICTWIDE/AAEC                      |
| AAEC Credit Union    | 07/09/2021        | 07/09/2021          | 20210709FDVAAEC       | Payroll accrual            | 297.66        | 20L000 4552 0000 00 000000 | DISTRICTWIDE/AAEC                      |
| Totals for 212200204 |                   |                     |                       |                            | 61,188.51     |                            |  |
| District 59 Insuranc | 07/09/2021        | 07/09/2021          | 20210709ADDENTA       | Payroll accrual            | 4,440.98      | 10L000 4562 0000 00 000000 | DISTRICTWIDE/EMPLOYEE HEALTH INSURANCE |
| District 59 Insuranc | 07/09/2021        | 07/09/2021          | 20210709ADHEALT       | Payroll accrual            | 73,483.00     | 10L000 4562 0000 00 000000 | DISTRICTWIDE/EMPLOYEE HEALTH INSURANCE |
| District 59 Insuranc | 07/09/2021        | 07/09/2021          | 20210709ADIFSBDB      | Payroll accrual            | 1,438.78      | 10L000 4562 0000 00 000000 | DISTRICTWIDE/EMPLOYEE HEALTH INSURANCE |
| District 59 Insuranc | 07/09/2021        | 07/09/2021          | 20210709ADIFSBFB      | Payroll accrual            | 97.76         | 10L000 4562 0000 00 000000 | DISTRICTWIDE/EMPLOYEE HEALTH INSURANCE |
| District 59 Insuranc | 07/09/2021        | 07/09/2021          | 20210709ADIFSBHB      | Payroll accrual            | 3,790.99      | 10L000 4562 0000 00 000000 | DISTRICTWIDE/EMPLOYEE HEALTH INSURANCE |
| District 59 Insuranc | 07/09/2021        | 07/09/2021          | 20210709AFDENAD       | Payroll accrual            | 0.00          | 10L000 4562 0000 00 000000 | DISTRICTWIDE/EMPLOYEE HEALTH INSURANCE |
| District 59 Insuranc | 07/09/2021        | 07/09/2021          | 20210709AFDENTA       | Payroll accrual            | 11,505.31     | 10L000 4562 0000 00 000000 | DISTRICTWIDE/EMPLOYEE HEALTH INSURANCE |
| District 59 Insuranc | 07/09/2021        | 07/09/2021          | 20210709AFHEALT       | Payroll accrual            | 227,141.29    | 10L000 4562 0000 00 000000 | DISTRICTWIDE/EMPLOYEE HEALTH INSURANCE |
| District 59 Insuranc | 07/09/2021        | 07/09/2021          | 20210709AFHLTAD       | Payroll accrual            | 0.00          | 10L000 4562 0000 00 000000 | DISTRICTWIDE/EMPLOYEE HEALTH INSURANCE |
| District 59 Insuranc | 07/09/2021        | 07/09/2021          | 20210709AFLIF         | Payroll accrual            | 3,483.50      | 10L000 4562 0000 00 000000 | DISTRICTWIDE/EMPLOYEE HEALTH INSURANCE |
| District 59 Insuranc | 07/09/2021        | 07/09/2021          | 20210709BDDENTA       | Payroll                    | 832.57        | 10L000 4562 0000 00 000000 | DISTRICTWIDE/EMPLOYEE HEALTH INSURANCE |



| <u>VENDOR</u>        | <u>CHECK DATE</u> | <u>INVOICE DATE</u> | <u>INVOICE NUMBER</u> | <u>INVOICE DESCRIPTION</u> | <u>AMOUNT</u> | <u>ACCOUNT NUMBER</u>      | <u>ACCOUNT DESCRIPTION</u>             |
|----------------------|-------------------|---------------------|-----------------------|----------------------------|---------------|----------------------------|--|
|                      |                   |                     |                       | accrual                    |               |                            |  |
| District 59 Insuranc | 07/09/2021        | 07/09/2021          | 20210709BDHEALT       | Payroll                    | 13,567.89     | 10L000 4562 0000 00 000000 | DISTRICTWIDE/EMPLOYEE HEALTH INSURANCE |
|                      |                   |                     |                       | accrual                    |               |                            |  |
| District 59 Insuranc | 07/09/2021        | 07/09/2021          | 20210709BDIFSBF       | Payroll                    | 11.28         | 10L000 4562 0000 00 000000 | DISTRICTWIDE/EMPLOYEE HEALTH INSURANCE |
|                      |                   |                     |                       | accrual                    |               |                            |  |
| District 59 Insuranc | 07/09/2021        | 07/09/2021          | 20210709BDIFSBH       | Payroll                    | 291.69        | 10L000 4562 0000 00 000000 | DISTRICTWIDE/EMPLOYEE HEALTH INSURANCE |
|                      |                   |                     |                       | accrual                    |               |                            |  |
| District 59 Insuranc | 07/09/2021        | 07/09/2021          | 20210709BFDENTA       | Payroll                    | 2,994.19      | 10L000 4562 0000 00 000000 | DISTRICTWIDE/EMPLOYEE HEALTH INSURANCE |
|                      |                   |                     |                       | accrual                    |               |                            |  |
| District 59 Insuranc | 07/09/2021        | 07/09/2021          | 20210709BFHEALT       | Payroll                    | 59,666.92     | 10L000 4562 0000 00 000000 | DISTRICTWIDE/EMPLOYEE HEALTH INSURANCE |
|                      |                   |                     |                       | accrual                    |               |                            |  |
| District 59 Insuranc | 07/09/2021        | 07/09/2021          | 20210709BFLIF         | Payroll                    | 451.60        | 10L000 4562 0000 00 000000 | DISTRICTWIDE/EMPLOYEE HEALTH INSURANCE |
|                      |                   |                     |                       | accrual                    |               |                            |  |
| District 59 Insuranc | 07/09/2021        | 07/09/2021          | 20210709ADDENAD       | Payroll                    | 2.11          | 20L000 4562 0000 00 000000 | DISTRICTWIDE/EMPLOYEE HEALTH INSURANCE |
|                      |                   |                     |                       | accrual                    |               |                            |  |
| District 59 Insuranc | 07/09/2021        | 07/09/2021          | 20210709CDDENTA       | Payroll                    | 392.81        | 20L000 4562 0000 00 000000 | DISTRICTWIDE/EMPLOYEE HEALTH INSURANCE |
|                      |                   |                     |                       | accrual                    |               |                            |  |
| District 59 Insuranc | 07/09/2021        | 07/09/2021          | 20210709CDHEALT       | Payroll                    | 6,190.32      | 20L000 4562 0000 00 000000 | DISTRICTWIDE/EMPLOYEE HEALTH INSURANCE |
|                      |                   |                     |                       | accrual                    |               |                            |  |
| District 59 Insuranc | 07/09/2021        | 07/09/2021          | 20210709ADHLTAD       | Payroll                    | 56.93         | 20L000 4562 0000 00 000000 | DISTRICTWIDE/EMPLOYEE HEALTH INSURANCE |
|                      |                   |                     |                       | accrual                    |               |                            |  |
| District 59 Insuranc | 07/09/2021        | 07/09/2021          | 20210709CDIFSBF       | Payroll                    | 1.88          | 20L000 4562 0000 00 000000 | DISTRICTWIDE/EMPLOYEE HEALTH INSURANCE |
|                      |                   |                     |                       | accrual                    |               |                            |  |
| District 59 Insuranc | 07/09/2021        | 07/09/2021          | 20210709CDIFSBH       | Payroll                    | 104.17        | 20L000 4562 0000 00 000000 | DISTRICTWIDE/EMPLOYEE HEALTH INSURANCE |
|                      |                   |                     |                       | accrual                    |               |                            |  |
| District 59 Insuranc | 07/09/2021        | 07/09/2021          | 20210709CFDENTA       | Payroll                    | 1,357.96      | 20L000 4562 0000 00 000000 | DISTRICTWIDE/EMPLOYEE HEALTH INSURANCE |
|                      |                   |                     |                       | accrual                    |               |                            |  |
| District 59 Insuranc | 07/09/2021        | 07/09/2021          | 20210709CFHEALT       | Payroll                    | 26,845.24     | 20L000 4562 0000 00 000000 | DISTRICTWIDE/EMPLOYEE HEALTH INSURANCE |
|                      |                   |                     |                       | accrual                    |               |                            |  |
| District 59 Insuranc | 07/09/2021        | 07/09/2021          | 20210709CFLIF         | Payroll                    | 228.75        | 20L000 4562 0000 00 000000 | DISTRICTWIDE/EMPLOYEE HEALTH INSURANCE |
|                      |                   |                     |                       | accrual                    |               |                            |  |
| District 59 Insuranc | 07/09/2021        | 07/09/2021          | 20210709DDDENTA       | Payroll                    | -13.98        | 10L000 4562 0000 00 000000 | DISTRICTWIDE/EMPLOYEE HEALTH INSURANCE |
|                      |                   |                     |                       | accrual                    |               |                            |  |
| District 59 Insuranc | 07/09/2021        | 07/09/2021          | 20210709DDHEALT       | Payroll                    | -174.58       | 10L000 4562 0000 00 000000 | DISTRICTWIDE/EMPLOYEE HEALTH INSURANCE |
|                      |                   |                     |                       | accrual                    |               |                            |  |
| District 59 Insuranc | 07/09/2021        | 07/09/2021          | 20210709DFDENTA       | Payroll                    | -31.45        | 10L000 4562 0000 00 000000 | DISTRICTWIDE/EMPLOYEE HEALTH INSURANCE |
|                      |                   |                     |                       | accrual                    |               |                            |  |
| District 59 Insuranc | 07/09/2021        | 07/09/2021          | 20210709DFHEALT       | Payroll                    | -585.23       | 10L000 4562 0000 00 000000 | DISTRICTWIDE/EMPLOYEE HEALTH INSURANCE |
|                      |                   |                     |                       | accrual                    |               |                            |  |

| <u>VENDOR</u>        | <u>CHECK</u> | <u>INVOICE</u> | <u>INVOICE</u>   | <u>INVOICE</u>     | <u>ACCOUNT</u> | <u>ACCOUNT</u>             |  |
|----------------------|--------------|----------------|------------------|--------------------|----------------|----------------------------|--|
|                      | <u>DATE</u>  | <u>DATE</u>    | <u>NUMBER</u>    | <u>DESCRIPTION</u> | <u>AMOUNT</u>  | <u>NUMBER</u>              | <u>DESCRIPTION</u>                     |
| District 59 Insuranc | 07/09/2021   | 07/09/2021     | 20210709DFLIF    | Payroll<br>accrual | -2.25          | 10L000 4562 0000 00 000000 | DISTRICTWIDE/EMPLOYEE HEALTH INSURANCE |
| District 59 Insuranc | 07/09/2021   | 07/09/2021     | 20210709EDDENTA  | Payroll<br>accrual | 13.98          | 10L000 4562 0000 00 000000 | DISTRICTWIDE/EMPLOYEE HEALTH INSURANCE |
| District 59 Insuranc | 07/09/2021   | 07/09/2021     | 20210709EDHEALT  | Payroll<br>accrual | 174.58         | 10L000 4562 0000 00 000000 | DISTRICTWIDE/EMPLOYEE HEALTH INSURANCE |
| District 59 Insuranc | 07/09/2021   | 07/09/2021     | 20210709EFDENTA  | Payroll<br>accrual | 31.45          | 10L000 4562 0000 00 000000 | DISTRICTWIDE/EMPLOYEE HEALTH INSURANCE |
| District 59 Insuranc | 07/09/2021   | 07/09/2021     | 20210709EFHEALT  | Payroll<br>accrual | 585.23         | 10L000 4562 0000 00 000000 | DISTRICTWIDE/EMPLOYEE HEALTH INSURANCE |
| District 59 Insuranc | 07/09/2021   | 07/09/2021     | 20210709EFLIF    | Payroll<br>accrual | 2.25           | 10L000 4562 0000 00 000000 | DISTRICTWIDE/EMPLOYEE HEALTH INSURANCE |
| District 59 Insuranc | 07/09/2021   | 07/09/2021     | 20210709FD DENTA | Payroll<br>accrual | 103.45         | 10L000 4562 0000 00 000000 | DISTRICTWIDE/EMPLOYEE HEALTH INSURANCE |
| District 59 Insuranc | 07/09/2021   | 07/09/2021     | 20210709FD DENTA | Payroll<br>accrual | 0.70           | 20L000 4562 0000 00 000000 | DISTRICTWIDE/EMPLOYEE HEALTH INSURANCE |
| District 59 Insuranc | 07/09/2021   | 07/09/2021     | 20210709FDHEALT  | Payroll<br>accrual | 1,727.80       | 10L000 4562 0000 00 000000 | DISTRICTWIDE/EMPLOYEE HEALTH INSURANCE |
| District 59 Insuranc | 07/09/2021   | 07/09/2021     | 20210709FDHEALT  | Payroll<br>accrual | 11.80          | 20L000 4562 0000 00 000000 | DISTRICTWIDE/EMPLOYEE HEALTH INSURANCE |
| District 59 Insuranc | 07/09/2021   | 07/09/2021     | 20210709BDIFSB   | Payroll<br>accrual | 208.34         | 10L000 4562 0000 00 000000 | DISTRICTWIDE/EMPLOYEE HEALTH INSURANCE |
| District 59 Insuranc | 07/09/2021   | 07/09/2021     | 20210709DDIFSB   | Payroll<br>accrual | 3.76           | 10L000 4562 0000 00 000000 | DISTRICTWIDE/EMPLOYEE HEALTH INSURANCE |
| District 59 Insuranc | 07/09/2021   | 07/09/2021     | 20210709DDIFSB   | Payroll<br>accrual | 1.88           | 20L000 4562 0000 00 000000 | DISTRICTWIDE/EMPLOYEE HEALTH INSURANCE |
| District 59 Insuranc | 07/09/2021   | 07/09/2021     | 20210709DDIFSBH  | Payroll<br>accrual | 222.93         | 10L000 4562 0000 00 000000 | DISTRICTWIDE/EMPLOYEE HEALTH INSURANCE |
| District 59 Insuranc | 07/09/2021   | 07/09/2021     | 20210709DDIFSBH  | Payroll<br>accrual | 50.00          | 20L000 4562 0000 00 000000 | DISTRICTWIDE/EMPLOYEE HEALTH INSURANCE |
| District 59 Insuranc | 07/09/2021   | 07/09/2021     | 20210709FFDENTA  | Payroll<br>accrual | 336.83         | 10L000 4562 0000 00 000000 | DISTRICTWIDE/EMPLOYEE HEALTH INSURANCE |
| District 59 Insuranc | 07/09/2021   | 07/09/2021     | 20210709FFDENTA  | Payroll<br>accrual | 16.77          | 20L000 4562 0000 00 000000 | DISTRICTWIDE/EMPLOYEE HEALTH INSURANCE |
| District 59 Insuranc | 07/09/2021   | 07/09/2021     | 20210709FFHEALT  | Payroll<br>accrual | 6,836.82       | 10L000 4562 0000 00 000000 | DISTRICTWIDE/EMPLOYEE HEALTH INSURANCE |
| District 59 Insuranc | 07/09/2021   | 07/09/2021     | 20210709FFHEALT  | Payroll<br>accrual | 283.02         | 20L000 4562 0000 00 000000 | DISTRICTWIDE/EMPLOYEE HEALTH INSURANCE |
| District 59 Insuranc | 07/09/2021   | 07/09/2021     | 20210709FFLIF    | Payroll            | 78.20          | 10L000 4562 0000 00 000000 | DISTRICTWIDE/EMPLOYEE HEALTH INSURANCE |

| <u>VENDOR</u>        | <u>CHECK DATE</u> | <u>INVOICE DATE</u> | <u>INVOICE NUMBER</u> | <u>INVOICE DESCRIPTION</u> | <u>AMOUNT</u> | <u>ACCOUNT NUMBER</u>      | <u>ACCOUNT DESCRIPTION</u>             |
|----------------------|-------------------|---------------------|-----------------------|----------------------------|---------------|----------------------------|--|
|                      |                   |                     |                       | accrual                    |               |                            |  |
| District 59 Insuranc | 07/09/2021        | 07/09/2021          | 20210709FFLIF         | Payroll                    | 3.95          | 20L000 4562 0000 00 000000 | DISTRICTWIDE/EMPLOYEE HEALTH INSURANCE |
|                      |                   |                     |                       | accrual                    |               |                            |  |
|                      |                   |                     |                       | Totals for 212200208       | 448,264.17    |                            |  |
| CCSD59               | 07/09/2021        | 07/09/2021          | 20210709ADA15         | Payroll                    | 4,163.00      | 10L000 4550 0000 00 000000 | DISTRICTWIDE/ANNUITIES PAYABLE         |
|                      |                   |                     |                       | accrual                    |               |                            |  |
| CCSD59               | 07/09/2021        | 07/09/2021          | 20210709ADB13         | Payroll                    | 1,083.00      | 10L000 4550 0000 00 000000 | DISTRICTWIDE/ANNUITIES PAYABLE         |
|                      |                   |                     |                       | accrual                    |               |                            |  |
| CCSD59               | 07/09/2021        | 07/09/2021          | 20210709ADA03         | Payroll                    | 23,399.50     | 10L000 4550 0000 00 000000 | DISTRICTWIDE/ANNUITIES PAYABLE         |
|                      |                   |                     |                       | accrual                    |               |                            |  |
| CCSD59               | 07/09/2021        | 07/09/2021          | 20210709ADB03         | Payroll                    | 1,812.50      | 10L000 4550 0000 00 000000 | DISTRICTWIDE/ANNUITIES PAYABLE         |
|                      |                   |                     |                       | accrual                    |               |                            |  |
| CCSD59               | 07/09/2021        | 07/09/2021          | 20210709ADC03         | Payroll                    | 7,340.00      | 10L000 4550 0000 00 000000 | DISTRICTWIDE/ANNUITIES PAYABLE         |
|                      |                   |                     |                       | accrual                    |               |                            |  |
| CCSD59               | 07/09/2021        | 07/09/2021          | 20210709ADA08         | Payroll                    | 23,641.16     | 10L000 4550 0000 00 000000 | DISTRICTWIDE/ANNUITIES PAYABLE         |
|                      |                   |                     |                       | accrual                    |               |                            |  |
| CCSD59               | 07/09/2021        | 07/09/2021          | 20210709ADB08         | Payroll                    | 7,515.28      | 10L000 4550 0000 00 000000 | DISTRICTWIDE/ANNUITIES PAYABLE         |
|                      |                   |                     |                       | accrual                    |               |                            |  |
| CCSD59               | 07/09/2021        | 07/09/2021          | 20210709ADC08         | Payroll                    | 1,539.28      | 10L000 4550 0000 00 000000 | DISTRICTWIDE/ANNUITIES PAYABLE         |
|                      |                   |                     |                       | accrual                    |               |                            |  |
| CCSD59               | 07/09/2021        | 07/09/2021          | 20210709ADA21         | Payroll                    | 4,860.00      | 10L000 4550 0000 00 000000 | DISTRICTWIDE/ANNUITIES PAYABLE         |
|                      |                   |                     |                       | accrual                    |               |                            |  |
| CCSD59               | 07/09/2021        | 07/09/2021          | 20210709ADC21         | Payroll                    | 100.00        | 10L000 4550 0000 00 000000 | DISTRICTWIDE/ANNUITIES PAYABLE         |
|                      |                   |                     |                       | accrual                    |               |                            |  |
| CCSD59               | 07/09/2021        | 07/09/2021          | 20210709ADA37         | Payroll                    | 3,933.00      | 10L000 4550 0000 00 000000 | DISTRICTWIDE/ANNUITIES PAYABLE         |
|                      |                   |                     |                       | accrual                    |               |                            |  |
| CCSD59               | 07/09/2021        | 07/09/2021          | 20210709ADC37         | Payroll                    | 350.00        | 10L000 4550 0000 00 000000 | DISTRICTWIDE/ANNUITIES PAYABLE         |
|                      |                   |                     |                       | accrual                    |               |                            |  |
| CCSD59               | 07/09/2021        | 07/09/2021          | 20210709ADA07         | Payroll                    | 5,250.00      | 10L000 4550 0000 00 000000 | DISTRICTWIDE/ANNUITIES PAYABLE         |
|                      |                   |                     |                       | accrual                    |               |                            |  |
| CCSD59               | 07/09/2021        | 07/09/2021          | 20210709ADC07         | Payroll                    | 1,837.50      | 10L000 4550 0000 00 000000 | DISTRICTWIDE/ANNUITIES PAYABLE         |
|                      |                   |                     |                       | accrual                    |               |                            |  |
| CCSD59               | 07/09/2021        | 07/09/2021          | 20210709ADA12         | Payroll                    | 250.00        | 10L000 4550 0000 00 000000 | DISTRICTWIDE/ANNUITIES PAYABLE         |
|                      |                   |                     |                       | accrual                    |               |                            |  |
| CCSD59               | 07/09/2021        | 07/09/2021          | 20210709ADA22         | Payroll                    | 260.00        | 10L000 4550 0000 00 000000 | DISTRICTWIDE/ANNUITIES PAYABLE         |
|                      |                   |                     |                       | accrual                    |               |                            |  |
| CCSD59               | 07/09/2021        | 07/09/2021          | 20210709ADA16         | Payroll                    | 530.00        | 10L000 4550 0000 00 000000 | DISTRICTWIDE/ANNUITIES PAYABLE         |
|                      |                   |                     |                       | accrual                    |               |                            |  |

| <u>VENDOR</u>        | <u>CHECK</u><br><u>DATE</u> | <u>INVOICE</u><br><u>DATE</u> | <u>INVOICE</u><br><u>NUMBER</u> | <u>INVOICE</u><br><u>DESCRIPTION</u> | <u>AMOUNT</u> | <u>ACCOUNT</u><br><u>NUMBER</u> | <u>ACCOUNT</u><br><u>DESCRIPTION</u>        |
|----------------------|-----------------------------|-------------------------------|---------------------------------|--------------------------------------|---------------|---------------------------------|---|
| CCSD59               | 07/09/2021                  | 07/09/2021                    | 20210709BDA03                   | Payroll<br>accrual                   | 650.00        | 10L000 4550 0000 00 000000      | DISTRICTWIDE/ANNUITIES PAYABLE              |
| CCSD59               | 07/09/2021                  | 07/09/2021                    | 20210709BDA08                   | Payroll<br>accrual                   | 2,275.00      | 10L000 4550 0000 00 000000      | DISTRICTWIDE/ANNUITIES PAYABLE              |
| CCSD59               | 07/09/2021                  | 07/09/2021                    | 20210709BDC08                   | Payroll<br>accrual                   | 1,000.00      | 10L000 4550 0000 00 000000      | DISTRICTWIDE/ANNUITIES PAYABLE              |
| CCSD59               | 07/09/2021                  | 07/09/2021                    | 20210709BDA21                   | Payroll<br>accrual                   | 75.00         | 10L000 4550 0000 00 000000      | DISTRICTWIDE/ANNUITIES PAYABLE              |
| CCSD59               | 07/09/2021                  | 07/09/2021                    | 20210709BDC21                   | Payroll<br>accrual                   | 25.00         | 10L000 4550 0000 00 000000      | DISTRICTWIDE/ANNUITIES PAYABLE              |
| CCSD59               | 07/09/2021                  | 07/09/2021                    | 20210709BDA37                   | Payroll<br>accrual                   | 50.00         | 10L000 4550 0000 00 000000      | DISTRICTWIDE/ANNUITIES PAYABLE              |
| CCSD59               | 07/09/2021                  | 07/09/2021                    | 20210709BDA07                   | Payroll<br>accrual                   | 400.00        | 10L000 4550 0000 00 000000      | DISTRICTWIDE/ANNUITIES PAYABLE              |
| CCSD59               | 07/09/2021                  | 07/09/2021                    | 20210709BDA15                   | Payroll<br>accrual                   | 75.00         | 20L000 4550 0000 00 000000      | DISTRICTWIDE/ANNUITIES PAYABLE              |
| CCSD59               | 07/09/2021                  | 07/09/2021                    | 20210709CDA03                   | Payroll<br>accrual                   | 150.00        | 20L000 4550 0000 00 000000      | DISTRICTWIDE/ANNUITIES PAYABLE              |
| CCSD59               | 07/09/2021                  | 07/09/2021                    | 20210709CDA08                   | Payroll<br>accrual                   | 0.00          | 20L000 4550 0000 00 000000      | DISTRICTWIDE/ANNUITIES PAYABLE              |
| CCSD59               | 07/09/2021                  | 07/09/2021                    | 20210709CDC08                   | Payroll<br>accrual                   | 400.00        | 20L000 4550 0000 00 000000      | DISTRICTWIDE/ANNUITIES PAYABLE              |
| CCSD59               | 07/09/2021                  | 07/09/2021                    | 20210709CDA21                   | Payroll<br>accrual                   | 225.00        | 20L000 4550 0000 00 000000      | DISTRICTWIDE/ANNUITIES PAYABLE              |
| CCSD59               | 07/09/2021                  | 07/09/2021                    | 20210709BDC37                   | Payroll<br>accrual                   | 100.00        | 20L000 4550 0000 00 000000      | DISTRICTWIDE/ANNUITIES PAYABLE              |
| CCSD59               | 07/09/2021                  | 07/09/2021                    | 20210709ADA08E                  | Payroll<br>accrual                   | 50.00         | 10L000 4550 0000 00 000000      | DISTRICTWIDE/ANNUITIES PAYABLE              |
| CCSD59               | 07/09/2021                  | 07/09/2021                    | 20210709ADA37E                  | Payroll<br>accrual                   | 300.00        | 10L000 4550 0000 00 000000      | DISTRICTWIDE/ANNUITIES PAYABLE              |
| Totals for 212200211 |                             |                               |                                 |                                      | 93,639.22     |                                 |   |
| First National Bank  | 07/15/2021                  | 07/15/2021                    | 20210715ADFED                   | Payroll<br>accrual                   | 0.00          | 10L000 4520 0000 00 000000      | DISTRICTWIDE/FEDERAL WITHHOLDING TAX PAYABL |
| First National Bank  | 07/15/2021                  | 07/15/2021                    | 20210715ADFMED                  | Payroll<br>accrual                   | 64.44         | 50L000 4520 0000 00 000000      | DISTRICTWIDE/FEDERAL WITHHOLDING TAX PAYABL |
| First National Bank  | 07/15/2021                  | 07/15/2021                    | 20210715AFFMED                  | Payroll<br>accrual                   | 64.44         | 50L000 4520 0000 00 000000      | DISTRICTWIDE/FEDERAL WITHHOLDING TAX PAYABL |
| First National Bank  | 07/15/2021                  | 07/15/2021                    | 20210715BDFED                   | Payroll                              | 39,089.90     | 10L000 4520 0000 00 000000      | DISTRICTWIDE/FEDERAL WITHHOLDING TAX PAYABL |

| <u>VENDOR</u>        | <u>CHECK DATE</u> | <u>INVOICE DATE</u> | <u>INVOICE NUMBER</u> | <u>INVOICE DESCRIPTION</u> | <u>AMOUNT</u> | <u>ACCOUNT NUMBER</u>      | <u>ACCOUNT DESCRIPTION</u>                  |
|----------------------|-------------------|---------------------|-----------------------|----------------------------|---------------|----------------------------|---|
|                      |                   |                     |                       | accrual                    |               |                            |   |
| First National Bank  | 07/15/2021        | 07/15/2021          | 20210715BDFED         | Payroll                    | 1,386.20      | 20L000 4520 0000 00 000000 | DISTRICTWIDE/FEDERAL WITHHOLDING TAX PAYABL |
|                      |                   |                     |                       | accrual                    |               |                            |   |
| First National Bank  | 07/15/2021        | 07/15/2021          | 20210715BDFED         | Payroll                    | 369.09        | 40L000 4520 0000 00 000000 | DISTRICTWIDE/FEDERAL WITHHOLDING TAX PAYABL |
|                      |                   |                     |                       | accrual                    |               |                            |   |
| First National Bank  | 07/15/2021        | 07/15/2021          | 20210715ADFC          | Payroll                    | 3,744.71      | 50L000 4520 0000 00 000000 | DISTRICTWIDE/FEDERAL WITHHOLDING TAX PAYABL |
|                      |                   |                     |                       | accrual                    |               |                            |   |
| First National Bank  | 07/15/2021        | 07/15/2021          | 20210715BDFMED        | Payroll                    | 4,933.56      | 50L000 4520 0000 00 000000 | DISTRICTWIDE/FEDERAL WITHHOLDING TAX PAYABL |
|                      |                   |                     |                       | accrual                    |               |                            |   |
| First National Bank  | 07/15/2021        | 07/15/2021          | 20210715ADFTA         | Payroll                    | 1,229.00      | 10L000 4520 0000 00 000000 | DISTRICTWIDE/FEDERAL WITHHOLDING TAX PAYABL |
|                      |                   |                     |                       | accrual                    |               |                            |   |
| First National Bank  | 07/15/2021        | 07/15/2021          | 20210715ADFTA         | Payroll                    | 125.00        | 20L000 4520 0000 00 000000 | DISTRICTWIDE/FEDERAL WITHHOLDING TAX PAYABL |
|                      |                   |                     |                       | accrual                    |               |                            |   |
| First National Bank  | 07/15/2021        | 07/15/2021          | 20210715AFFIC         | Payroll                    | 3,744.71      | 50L000 4520 0000 00 000000 | DISTRICTWIDE/FEDERAL WITHHOLDING TAX PAYABL |
|                      |                   |                     |                       | accrual                    |               |                            |   |
| First National Bank  | 07/15/2021        | 07/15/2021          | 20210715BFFMED        | Payroll                    | 4,933.56      | 50L000 4520 0000 00 000000 | DISTRICTWIDE/FEDERAL WITHHOLDING TAX PAYABL |
|                      |                   |                     |                       | accrual                    |               |                            |   |
| First National Bank  | 07/15/2021        | 07/15/2021          | 20210715CDFED         | Payroll                    | 13.08         | 10L000 4520 0000 00 000000 | DISTRICTWIDE/FEDERAL WITHHOLDING TAX PAYABL |
|                      |                   |                     |                       | accrual                    |               |                            |   |
| First National Bank  | 07/15/2021        | 07/15/2021          | 20210715ADFF28        | Payroll                    | 26,822.81     | 10L000 4520 0000 00 000000 | DISTRICTWIDE/FEDERAL WITHHOLDING TAX PAYABL |
|                      |                   |                     |                       | accrual                    |               |                            |   |
| First National Bank  | 07/15/2021        | 07/15/2021          | 20210715CDFMED        | Payroll                    | 1,954.06      | 50L000 4520 0000 00 000000 | DISTRICTWIDE/FEDERAL WITHHOLDING TAX PAYABL |
|                      |                   |                     |                       | accrual                    |               |                            |   |
| First National Bank  | 07/15/2021        | 07/15/2021          | 20210715CFPMED        | Payroll                    | 1,778.75      | 50L000 4520 0000 00 000000 | DISTRICTWIDE/FEDERAL WITHHOLDING TAX PAYABL |
|                      |                   |                     |                       | accrual                    |               |                            |   |
|                      |                   |                     |                       | Totals for 212200215       | 90,253.31     |                            |   |
|                      |                   |                     |                       |                            |               |                            |   |
| Illinois Dept Revenu | 07/15/2021        | 07/15/2021          | 20210715ADSTX         | Payroll                    | 166.39        | 10L000 4530 0000 00 000000 | DISTRICTWIDE/STATE WITHHOLDING PAYABLE      |
|                      |                   |                     |                       | accrual                    |               |                            |   |
| Illinois Dept Revenu | 07/15/2021        | 07/15/2021          | 20210715ADSTA         | Payroll                    | 20.00         | 10L000 4530 0000 00 000000 | DISTRICTWIDE/STATE WITHHOLDING PAYABLE      |
|                      |                   |                     |                       | accrual                    |               |                            |   |
| Illinois Dept Revenu | 07/15/2021        | 07/15/2021          | 20210715BDSTX         | Payroll                    | 14,094.59     | 10L000 4530 0000 00 000000 | DISTRICTWIDE/STATE WITHHOLDING PAYABLE      |
|                      |                   |                     |                       | accrual                    |               |                            |   |
| Illinois Dept Revenu | 07/15/2021        | 07/15/2021          | 20210715BDSTX         | Payroll                    | 571.37        | 20L000 4530 0000 00 000000 | DISTRICTWIDE/STATE WITHHOLDING PAYABLE      |
|                      |                   |                     |                       | accrual                    |               |                            |   |
| Illinois Dept Revenu | 07/15/2021        | 07/15/2021          | 20210715BDSTX         | Payroll                    | 143.89        | 40L000 4530 0000 00 000000 | DISTRICTWIDE/STATE WITHHOLDING PAYABLE      |
|                      |                   |                     |                       | accrual                    |               |                            |   |
| Illinois Dept Revenu | 07/15/2021        | 07/15/2021          | 20210715CDSTX         | Payroll                    | 5,583.91      | 10L000 4530 0000 00 000000 | DISTRICTWIDE/STATE WITHHOLDING PAYABLE      |
|                      |                   |                     |                       | accrual                    |               |                            |   |

| <u>VENDOR</u>        | <u>CHECK DATE</u> | <u>INVOICE DATE</u> | <u>INVOICE NUMBER</u> | <u>INVOICE DESCRIPTION</u> | <u>AMOUNT</u> | <u>ACCOUNT NUMBER</u>      | <u>ACCOUNT DESCRIPTION</u>             |
|----------------------|-------------------|---------------------|-----------------------|----------------------------|---------------|----------------------------|--|
|                      |                   |                     |                       | Totals for 212200216       | 20,580.15     |                            |  |
| Teachers Retirement  | 07/15/2021        | 07/15/2021          | 20210715BDTR9         | Payroll accrual            | 25,509.21     | 10L000 4511 0000 00 000000 | DISTRICTWIDE/T.R.S. PAYABLE            |
|                      |                   |                     |                       | Totals for 212200217       | 25,509.21     |                            |  |
| This Fund            | 07/15/2021        | 07/15/2021          | 20210715BDTPT         | Payroll accrual            | 2,550.87      | 10L000 4511 0000 00 000000 | DISTRICTWIDE/T.R.S. PAYABLE            |
| This Fund            | 07/15/2021        | 07/15/2021          | 20210715BFTRTHI       | Payroll accrual            | 1,899.02      | 10L000 4511 0000 00 000000 | DISTRICTWIDE/T.R.S. PAYABLE            |
|                      |                   |                     |                       | Totals for 212200218       | 4,449.89      |                            |  |
| Teachers Retirement  | 07/15/2021        | 07/15/2021          | 20210715BFTRMBI       | Payroll accrual            | 1,643.94      | 10L000 4511 0000 00 000000 | DISTRICTWIDE/T.R.S. PAYABLE            |
|                      |                   |                     |                       | Totals for 212200219       | 1,643.94      |                            |  |
| Teachers Retirement  | 07/15/2021        | 07/15/2021          | 20210715AFTFED        | Payroll accrual            | 132.79        | 10L000 4511 0000 00 000000 | DISTRICTWIDE/T.R.S. PAYABLE            |
|                      |                   |                     |                       | Totals for 212200220       | 132.79        |                            |  |
| AAEC Credit Union    | 07/15/2021        | 07/15/2021          | 20210715ADVAAEC       | Payroll accrual            | 9,372.12      | 10L000 4552 0000 00 000000 | DISTRICTWIDE/AAEC                      |
| AAEC Credit Union    | 07/15/2021        | 07/15/2021          | 20210715ADVAAEC       | Payroll accrual            | 678.00        | 20L000 4552 0000 00 000000 | DISTRICTWIDE/AAEC                      |
|                      |                   |                     |                       | Totals for 212200221       | 10,050.12     |                            |  |
| District 59 Insuranc | 07/15/2021        | 07/15/2021          | 20210715ADDENTA       | Payroll accrual            | 36.57         | 10L000 4562 0000 00 000000 | DISTRICTWIDE/EMPLOYEE HEALTH INSURANCE |
| District 59 Insuranc | 07/15/2021        | 07/15/2021          | 20210715ADDENTA       | Payroll accrual            | 3.15          | 20L000 4562 0000 00 000000 | DISTRICTWIDE/EMPLOYEE HEALTH INSURANCE |
| District 59 Insuranc | 07/15/2021        | 07/15/2021          | 20210715ADDENTA       | Payroll accrual            | 1.44          | 40L000 4562 0000 00 000000 | DISTRICTWIDE/EMPLOYEE HEALTH INSURANCE |
| District 59 Insuranc | 07/15/2021        | 07/15/2021          | 20210715ADHEALT       | Payroll accrual            | 557.25        | 10L000 4562 0000 00 000000 | DISTRICTWIDE/EMPLOYEE HEALTH INSURANCE |
| District 59 Insuranc | 07/15/2021        | 07/15/2021          | 20210715ADHEALT       | Payroll accrual            | 61.46         | 20L000 4562 0000 00 000000 | DISTRICTWIDE/EMPLOYEE HEALTH INSURANCE |
| District 59 Insuranc | 07/15/2021        | 07/15/2021          | 20210715ADHEALT       | Payroll accrual            | 21.65         | 40L000 4562 0000 00 000000 | DISTRICTWIDE/EMPLOYEE HEALTH INSURANCE |
| District 59 Insuranc | 07/15/2021        | 07/15/2021          | 20210715ADIFSB        | Payroll                    | 250.01        | 10L000 4562 0000 00 000000 | DISTRICTWIDE/EMPLOYEE HEALTH INSURANCE |

| VENDOR               | CHECK DATE | INVOICE DATE | INVOICE NUMBER  | INVOICE DESCRIPTION  | AMOUNT    | ACCOUNT NUMBER             | ACCOUNT DESCRIPTION                    |
|----------------------|------------|--------------|-----------------|----------------------|-----------|----------------------------|--|
|                      |            |              |                 | accrual              |           |                            |  |
| District 59 Insuranc | 07/15/2021 | 07/15/2021   | 20210715ADIFSBF | Payroll              | 31.96     | 10L000 4562 0000 00 000000 | DISTRICTWIDE/EMPLOYEE HEALTH INSURANCE |
|                      |            |              |                 | accrual              |           |                            |  |
| District 59 Insuranc | 07/15/2021 | 07/15/2021   | 20210715ADIFSBH | Payroll              | 1,433.41  | 10L000 4562 0000 00 000000 | DISTRICTWIDE/EMPLOYEE HEALTH INSURANCE |
|                      |            |              |                 | accrual              |           |                            |  |
| District 59 Insuranc | 07/15/2021 | 07/15/2021   | 20210715AFDENTA | Payroll              | 2,554.61  | 10L000 4562 0000 00 000000 | DISTRICTWIDE/EMPLOYEE HEALTH INSURANCE |
|                      |            |              |                 | accrual              |           |                            |  |
| District 59 Insuranc | 07/15/2021 | 07/15/2021   | 20210715AFDENTA | Payroll              | 92.84     | 20L000 4562 0000 00 000000 | DISTRICTWIDE/EMPLOYEE HEALTH INSURANCE |
|                      |            |              |                 | accrual              |           |                            |  |
| District 59 Insuranc | 07/15/2021 | 07/15/2021   | 20210715AFDENTA | Payroll              | 51.86     | 40L000 4562 0000 00 000000 | DISTRICTWIDE/EMPLOYEE HEALTH INSURANCE |
|                      |            |              |                 | accrual              |           |                            |  |
| District 59 Insuranc | 07/15/2021 | 07/15/2021   | 20210715AFHEALT | Payroll              | 49,276.73 | 10L000 4562 0000 00 000000 | DISTRICTWIDE/EMPLOYEE HEALTH INSURANCE |
|                      |            |              |                 | accrual              |           |                            |  |
| District 59 Insuranc | 07/15/2021 | 07/15/2021   | 20210715AFHEALT | Payroll              | 1,748.75  | 20L000 4562 0000 00 000000 | DISTRICTWIDE/EMPLOYEE HEALTH INSURANCE |
|                      |            |              |                 | accrual              |           |                            |  |
| District 59 Insuranc | 07/15/2021 | 07/15/2021   | 20210715AFHEALT | Payroll              | 847.84    | 40L000 4562 0000 00 000000 | DISTRICTWIDE/EMPLOYEE HEALTH INSURANCE |
|                      |            |              |                 | accrual              |           |                            |  |
| District 59 Insuranc | 07/15/2021 | 07/15/2021   | 20210715AFLIF   | Payroll              | 726.20    | 10L000 4562 0000 00 000000 | DISTRICTWIDE/EMPLOYEE HEALTH INSURANCE |
|                      |            |              |                 | accrual              |           |                            |  |
| District 59 Insuranc | 07/15/2021 | 07/15/2021   | 20210715AFLIF   | Payroll              | 30.75     | 20L000 4562 0000 00 000000 | DISTRICTWIDE/EMPLOYEE HEALTH INSURANCE |
|                      |            |              |                 | accrual              |           |                            |  |
| District 59 Insuranc | 07/15/2021 | 07/15/2021   | 20210715AFLIF   | Payroll              | 7.75      | 40L000 4562 0000 00 000000 | DISTRICTWIDE/EMPLOYEE HEALTH INSURANCE |
|                      |            |              |                 | accrual              |           |                            |  |
| District 59 Insuranc | 07/15/2021 | 07/15/2021   | 20210715AFLTD   | Payroll              | 590.99    | 10L000 4562 0000 00 000000 | DISTRICTWIDE/EMPLOYEE HEALTH INSURANCE |
|                      |            |              |                 | accrual              |           |                            |  |
| District 59 Insuranc | 07/15/2021 | 07/15/2021   | 20210715AFLTD   | Payroll              | 25.90     | 20L000 4562 0000 00 000000 | DISTRICTWIDE/EMPLOYEE HEALTH INSURANCE |
|                      |            |              |                 | accrual              |           |                            |  |
| District 59 Insuranc | 07/15/2021 | 07/15/2021   | 20210715AFLTD   | Payroll              | 6.96      | 40L000 4562 0000 00 000000 | DISTRICTWIDE/EMPLOYEE HEALTH INSURANCE |
|                      |            |              |                 | accrual              |           |                            |  |
|                      |            |              |                 | Totals for 212200222 | 58,358.08 |                            |  |
| CCSD59               | 07/15/2021 | 07/15/2021   | 20210715ADA15   | Payroll              | 373.00    | 10L000 4550 0000 00 000000 | DISTRICTWIDE/ANNUITIES PAYABLE         |
|                      |            |              |                 | accrual              |           |                            |  |
| CCSD59               | 07/15/2021 | 07/15/2021   | 20210715ADA03   | Payroll              | 2,060.00  | 10L000 4550 0000 00 000000 | DISTRICTWIDE/ANNUITIES PAYABLE         |
|                      |            |              |                 | accrual              |           |                            |  |
| CCSD59               | 07/15/2021 | 07/15/2021   | 20210715ADC03   | Payroll              | 352.50    | 10L000 4550 0000 00 000000 | DISTRICTWIDE/ANNUITIES PAYABLE         |
|                      |            |              |                 | accrual              |           |                            |  |
| CCSD59               | 07/15/2021 | 07/15/2021   | 20210715ADA08   | Payroll              | 3,564.00  | 10L000 4550 0000 00 000000 | DISTRICTWIDE/ANNUITIES PAYABLE         |
|                      |            |              |                 | accrual              |           |                            |  |

| <u>VENDOR</u>       | <u>CHECK DATE</u> | <u>INVOICE DATE</u> | <u>INVOICE NUMBER</u> | <u>INVOICE DESCRIPTION</u> | <u>AMOUNT</u> | <u>ACCOUNT NUMBER</u>      | <u>ACCOUNT DESCRIPTION</u>                  |
|---------------------|-------------------|---------------------|-----------------------|----------------------------|---------------|----------------------------|---|
| CCSD59              | 07/15/2021        | 07/15/2021          | 20210715ADB08         | Payroll accrual            | 1,604.00      | 10L000 4550 0000 00 000000 | DISTRICTWIDE/ANNUITIES PAYABLE              |
| CCSD59              | 07/15/2021        | 07/15/2021          | 20210715ADA21         | Payroll accrual            | 900.00        | 10L000 4550 0000 00 000000 | DISTRICTWIDE/ANNUITIES PAYABLE              |
| CCSD59              | 07/15/2021        | 07/15/2021          | 20210715ADA37         | Payroll accrual            | 120.00        | 10L000 4550 0000 00 000000 | DISTRICTWIDE/ANNUITIES PAYABLE              |
| CCSD59              | 07/15/2021        | 07/15/2021          | 20210715ADA07         | Payroll accrual            | 275.00        | 10L000 4550 0000 00 000000 | DISTRICTWIDE/ANNUITIES PAYABLE              |
| CCSD59              | 07/15/2021        | 07/15/2021          | 20210715ADC07         | Payroll accrual            | 562.50        | 10L000 4550 0000 00 000000 | DISTRICTWIDE/ANNUITIES PAYABLE              |
|                     |                   |                     | Totals for 212200223  |                            | 9,811.00      |                            |   |
| Fannin, Elizabeth   | 07/15/2021        | 07/15/2021          | 20210715ADVCOCO       | Payroll accrual            | 940.00        | 10L000 4599 0000 00 000000 | DISTRICTWIDE/MISC PAYABLES                  |
|                     |                   |                     | Totals for 212200224  |                            | 940.00        |                            |   |
| First National Bank | 07/23/2021        | 07/23/2021          | 20210723ADFED         | Payroll accrual            | 161,647.58    | 10L000 4520 0000 00 000000 | DISTRICTWIDE/FEDERAL WITHHOLDING TAX PAYABL |
| First National Bank | 07/23/2021        | 07/23/2021          | 20210723ADFMED        | Payroll accrual            | 24,087.52     | 50L000 4520 0000 00 000000 | DISTRICTWIDE/FEDERAL WITHHOLDING TAX PAYABL |
| First National Bank | 07/23/2021        | 07/23/2021          | 20210723ADFTA         | Payroll accrual            | 5,754.71      | 10L000 4520 0000 00 000000 | DISTRICTWIDE/FEDERAL WITHHOLDING TAX PAYABL |
| First National Bank | 07/23/2021        | 07/23/2021          | 20210723AFFMED        | Payroll accrual            | 24,087.52     | 50L000 4520 0000 00 000000 | DISTRICTWIDE/FEDERAL WITHHOLDING TAX PAYABL |
| First National Bank | 07/23/2021        | 07/23/2021          | 20210723BDFED         | Payroll accrual            | 13,749.70     | 10L000 4520 0000 00 000000 | DISTRICTWIDE/FEDERAL WITHHOLDING TAX PAYABL |
| First National Bank | 07/23/2021        | 07/23/2021          | 20210723ADFF28        | Payroll accrual            | 59.88         | 10L000 4520 0000 00 000000 | DISTRICTWIDE/FEDERAL WITHHOLDING TAX PAYABL |
| First National Bank | 07/23/2021        | 07/23/2021          | 20210723ADFFIC        | Payroll accrual            | 12,819.56     | 50L000 4520 0000 00 000000 | DISTRICTWIDE/FEDERAL WITHHOLDING TAX PAYABL |
| First National Bank | 07/23/2021        | 07/23/2021          | 20210723BDFMED        | Payroll accrual            | 2,998.08      | 50L000 4520 0000 00 000000 | DISTRICTWIDE/FEDERAL WITHHOLDING TAX PAYABL |
| First National Bank | 07/23/2021        | 07/23/2021          | 20210723BDFFTA        | Payroll accrual            | 680.45        | 10L000 4520 0000 00 000000 | DISTRICTWIDE/FEDERAL WITHHOLDING TAX PAYABL |
| First National Bank | 07/23/2021        | 07/23/2021          | 20210723AFFIC         | Payroll accrual            | 12,819.56     | 50L000 4520 0000 00 000000 | DISTRICTWIDE/FEDERAL WITHHOLDING TAX PAYABL |
| First National Bank | 07/23/2021        | 07/23/2021          | 20210723BFFMED        | Payroll accrual            | 2,998.08      | 50L000 4520 0000 00 000000 | DISTRICTWIDE/FEDERAL WITHHOLDING TAX PAYABL |
| First National Bank | 07/23/2021        | 07/23/2021          | 20210723CDFED         | Payroll                    | 275.71        | 10L000 4520 0000 00 000000 | DISTRICTWIDE/FEDERAL WITHHOLDING TAX PAYABL |



| VENDOR              | CHECK DATE | INVOICE DATE | INVOICE NUMBER | INVOICE DESCRIPTION | AMOUNT    | ACCOUNT NUMBER             | ACCOUNT DESCRIPTION                         |
|---------------------|------------|--------------|----------------|---------------------|-----------|----------------------------|---|
|                     |            |              |                | accrual             |           |                            |   |
| First National Bank | 07/23/2021 | 07/23/2021   | 20210723BDFIC  | Payroll             | 26.50     | 50L000 4520 0000 00 000000 | DISTRICTWIDE/FEDERAL WITHHOLDING TAX PAYABL |
|                     |            |              |                | accrual             |           |                            |   |
| First National Bank | 07/23/2021 | 07/23/2021   | 20210723CDFMED | Payroll             | 334.96    | 50L000 4520 0000 00 000000 | DISTRICTWIDE/FEDERAL WITHHOLDING TAX PAYABL |
|                     |            |              |                | accrual             |           |                            |   |
| First National Bank | 07/23/2021 | 07/23/2021   | 20210723BFFIC  | Payroll             | 26.50     | 50L000 4520 0000 00 000000 | DISTRICTWIDE/FEDERAL WITHHOLDING TAX PAYABL |
|                     |            |              |                | accrual             |           |                            |   |
| First National Bank | 07/23/2021 | 07/23/2021   | 20210723CFMFED | Payroll             | 334.96    | 50L000 4520 0000 00 000000 | DISTRICTWIDE/FEDERAL WITHHOLDING TAX PAYABL |
|                     |            |              |                | accrual             |           |                            |   |
| First National Bank | 07/23/2021 | 07/23/2021   | 20210723DDFED  | Payroll             | 0.00      | 10L000 4520 0000 00 000000 | DISTRICTWIDE/FEDERAL WITHHOLDING TAX PAYABL |
|                     |            |              |                | accrual             |           |                            |   |
| First National Bank | 07/23/2021 | 07/23/2021   | 20210723DDFMED | Payroll             | 26.31     | 50L000 4520 0000 00 000000 | DISTRICTWIDE/FEDERAL WITHHOLDING TAX PAYABL |
|                     |            |              |                | accrual             |           |                            |   |
| First National Bank | 07/23/2021 | 07/23/2021   | 20210723DFMFED | Payroll             | 26.31     | 50L000 4520 0000 00 000000 | DISTRICTWIDE/FEDERAL WITHHOLDING TAX PAYABL |
|                     |            |              |                | accrual             |           |                            |   |
| First National Bank | 07/23/2021 | 07/23/2021   | 20210723EDFED  | Payroll             | 220.89    | 10L000 4520 0000 00 000000 | DISTRICTWIDE/FEDERAL WITHHOLDING TAX PAYABL |
|                     |            |              |                | accrual             |           |                            |   |
| First National Bank | 07/23/2021 | 07/23/2021   | 20210723EDFED  | Payroll             | 1,341.43  | 20L000 4520 0000 00 000000 | DISTRICTWIDE/FEDERAL WITHHOLDING TAX PAYABL |
|                     |            |              |                | accrual             |           |                            |   |
| First National Bank | 07/23/2021 | 07/23/2021   | 20210723EDFED  | Payroll             | 4.30      | 40L000 4520 0000 00 000000 | DISTRICTWIDE/FEDERAL WITHHOLDING TAX PAYABL |
|                     |            |              |                | accrual             |           |                            |   |
| First National Bank | 07/23/2021 | 07/23/2021   | 20210723CDFIC  | Payroll             | 3,601.69  | 50L000 4520 0000 00 000000 | DISTRICTWIDE/FEDERAL WITHHOLDING TAX PAYABL |
|                     |            |              |                | accrual             |           |                            |   |
| First National Bank | 07/23/2021 | 07/23/2021   | 20210723EDFMED | Payroll             | 842.39    | 50L000 4520 0000 00 000000 | DISTRICTWIDE/FEDERAL WITHHOLDING TAX PAYABL |
|                     |            |              |                | accrual             |           |                            |   |
| First National Bank | 07/23/2021 | 07/23/2021   | 20210723CFFIC  | Payroll             | 3,601.69  | 50L000 4520 0000 00 000000 | DISTRICTWIDE/FEDERAL WITHHOLDING TAX PAYABL |
|                     |            |              |                | accrual             |           |                            |   |
| First National Bank | 07/23/2021 | 07/23/2021   | 20210723EFFMED | Payroll             | 842.39    | 50L000 4520 0000 00 000000 | DISTRICTWIDE/FEDERAL WITHHOLDING TAX PAYABL |
|                     |            |              |                | accrual             |           |                            |   |
| First National Bank | 07/23/2021 | 07/23/2021   | 20210723FDFED  | Payroll             | 11,472.04 | 10L000 4520 0000 00 000000 | DISTRICTWIDE/FEDERAL WITHHOLDING TAX PAYABL |
|                     |            |              |                | accrual             |           |                            |   |
| First National Bank | 07/23/2021 | 07/23/2021   | 20210723FDFED  | Payroll             | 6,513.53  | 20L000 4520 0000 00 000000 | DISTRICTWIDE/FEDERAL WITHHOLDING TAX PAYABL |
|                     |            |              |                | accrual             |           |                            |   |
| First National Bank | 07/23/2021 | 07/23/2021   | 20210723FDFED  | Payroll             | 38.29     | 40L000 4520 0000 00 000000 | DISTRICTWIDE/FEDERAL WITHHOLDING TAX PAYABL |
|                     |            |              |                | accrual             |           |                            |   |
| First National Bank | 07/23/2021 | 07/23/2021   | 20210723DDFIC  | Payroll             | 9,609.48  | 50L000 4520 0000 00 000000 | DISTRICTWIDE/FEDERAL WITHHOLDING TAX PAYABL |
|                     |            |              |                | accrual             |           |                            |   |
| First National Bank | 07/23/2021 | 07/23/2021   | 20210723FDFMED | Payroll             | 3,701.71  | 50L000 4520 0000 00 000000 | DISTRICTWIDE/FEDERAL WITHHOLDING TAX PAYABL |
|                     |            |              |                | accrual             |           |                            |   |

| <u>VENDOR</u>        | <u>CHECK DATE</u> | <u>INVOICE DATE</u> | <u>INVOICE NUMBER</u> | <u>INVOICE DESCRIPTION</u> | <u>AMOUNT</u> | <u>ACCOUNT NUMBER</u>      | <u>ACCOUNT DESCRIPTION</u>                  |
|----------------------|-------------------|---------------------|-----------------------|----------------------------|---------------|----------------------------|---|
| First National Bank  | 07/23/2021        | 07/23/2021          | 20210723CDFTA         | Payroll accrual            | 545.00        | 10L000 4520 0000 00 000000 | DISTRICTWIDE/FEDERAL WITHHOLDING TAX PAYABL |
| First National Bank  | 07/23/2021        | 07/23/2021          | 20210723CDFTA         | Payroll accrual            | 94.00         | 20L000 4520 0000 00 000000 | DISTRICTWIDE/FEDERAL WITHHOLDING TAX PAYABL |
| First National Bank  | 07/23/2021        | 07/23/2021          | 20210723DFPIC         | Payroll accrual            | 9,609.48      | 50L000 4520 0000 00 000000 | DISTRICTWIDE/FEDERAL WITHHOLDING TAX PAYABL |
| First National Bank  | 07/23/2021        | 07/23/2021          | 20210723FFFMED        | Payroll accrual            | 3,701.71      | 50L000 4520 0000 00 000000 | DISTRICTWIDE/FEDERAL WITHHOLDING TAX PAYABL |
| Totals for 212200232 |                   |                     |                       |                            | 318,493.91    |                            |   |
| Illinois Dept Revenu | 07/23/2021        | 07/23/2021          | 20210723ADSTA         | Payroll accrual            | 257.00        | 10L000 4530 0000 00 000000 | DISTRICTWIDE/STATE WITHHOLDING PAYABLE      |
| Illinois Dept Revenu | 07/23/2021        | 07/23/2021          | 20210723ADSTX         | Payroll accrual            | 69,877.16     | 10L000 4530 0000 00 000000 | DISTRICTWIDE/STATE WITHHOLDING PAYABLE      |
| Illinois Dept Revenu | 07/23/2021        | 07/23/2021          | 20210723BDSTA         | Payroll accrual            | 80.00         | 10L000 4530 0000 00 000000 | DISTRICTWIDE/STATE WITHHOLDING PAYABLE      |
| Illinois Dept Revenu | 07/23/2021        | 07/23/2021          | 20210723BDSTX         | Payroll accrual            | 9,079.35      | 10L000 4530 0000 00 000000 | DISTRICTWIDE/STATE WITHHOLDING PAYABLE      |
| Illinois Dept Revenu | 07/23/2021        | 07/23/2021          | 20210723CDSTX         | Payroll accrual            | 804.90        | 10L000 4530 0000 00 000000 | DISTRICTWIDE/STATE WITHHOLDING PAYABLE      |
| Illinois Dept Revenu | 07/23/2021        | 07/23/2021          | 20210723DDSTX         | Payroll accrual            | 64.40         | 10L000 4530 0000 00 000000 | DISTRICTWIDE/STATE WITHHOLDING PAYABLE      |
| Illinois Dept Revenu | 07/23/2021        | 07/23/2021          | 20210723EDSTX         | Payroll accrual            | 574.62        | 10L000 4530 0000 00 000000 | DISTRICTWIDE/STATE WITHHOLDING PAYABLE      |
| Illinois Dept Revenu | 07/23/2021        | 07/23/2021          | 20210723EDSTX         | Payroll accrual            | 1,718.45      | 20L000 4530 0000 00 000000 | DISTRICTWIDE/STATE WITHHOLDING PAYABLE      |
| Illinois Dept Revenu | 07/23/2021        | 07/23/2021          | 20210723EDSTX         | Payroll accrual            | 30.37         | 40L000 4530 0000 00 000000 | DISTRICTWIDE/STATE WITHHOLDING PAYABLE      |
| Illinois Dept Revenu | 07/23/2021        | 07/23/2021          | 20210723CDSTA         | Payroll accrual            | 25.00         | 10L000 4530 0000 00 000000 | DISTRICTWIDE/STATE WITHHOLDING PAYABLE      |
| Illinois Dept Revenu | 07/23/2021        | 07/23/2021          | 20210723FDSTX         | Payroll accrual            | 6,545.02      | 10L000 4530 0000 00 000000 | DISTRICTWIDE/STATE WITHHOLDING PAYABLE      |
| Illinois Dept Revenu | 07/23/2021        | 07/23/2021          | 20210723FDSTX         | Payroll accrual            | 4,277.41      | 20L000 4530 0000 00 000000 | DISTRICTWIDE/STATE WITHHOLDING PAYABLE      |
| Illinois Dept Revenu | 07/23/2021        | 07/23/2021          | 20210723FDSTX         | Payroll accrual            | 47.19         | 40L000 4530 0000 00 000000 | DISTRICTWIDE/STATE WITHHOLDING PAYABLE      |
| Totals for 212200233 |                   |                     |                       |                            | 93,380.87     |                            |   |
| Teachers Retirement  | 07/23/2021        | 07/23/2021          | 20210723DDTR9         | Payroll                    | 9,331.02      | 10L000 4511 0000 00 000000 | DISTRICTWIDE/T.R.S. PAYABLE                 |

| <u>VENDOR</u>        | <u>CHECK DATE</u> | <u>INVOICE DATE</u> | <u>INVOICE NUMBER</u> | <u>INVOICE DESCRIPTION</u> | <u>AMOUNT</u> | <u>ACCOUNT NUMBER</u>      | <u>ACCOUNT DESCRIPTION</u>             |
|----------------------|-------------------|---------------------|-----------------------|----------------------------|---------------|----------------------------|--|
|                      |                   |                     |                       | accrual                    |               |                            |  |
|                      |                   |                     |                       | Totals for 212200234       | 9,331.02      |                            |  |
| This Fund            | 07/23/2021        | 07/23/2021          | 20210723DDTPT         | Payroll                    | 933.23        | 10L000 4511 0000 00 000000 | DISTRICTWIDE/T.R.S. PAYABLE            |
|                      |                   |                     |                       | accrual                    |               |                            |  |
| This Fund            | 07/23/2021        | 07/23/2021          | 20210723DFTRTHI       | Payroll                    | 694.66        | 10L000 4511 0000 00 000000 | DISTRICTWIDE/T.R.S. PAYABLE            |
|                      |                   |                     |                       | accrual                    |               |                            |  |
|                      |                   |                     |                       | Totals for 212200235       | 1,627.89      |                            |  |
| Teachers Retirement  | 07/23/2021        | 07/23/2021          | 20210723DFTRMBI       | Payroll                    | 601.41        | 10L000 4511 0000 00 000000 | DISTRICTWIDE/T.R.S. PAYABLE            |
|                      |                   |                     |                       | accrual                    |               |                            |  |
|                      |                   |                     |                       | Totals for 212200236       | 601.41        |                            |  |
| Teachers Retirement  | 07/23/2021        | 07/23/2021          | 20210723DFTFED        | Payroll                    | 2,396.52      | 10L000 4511 0000 00 000000 | DISTRICTWIDE/T.R.S. PAYABLE            |
|                      |                   |                     |                       | accrual                    |               |                            |  |
|                      |                   |                     |                       | Totals for 212200237       | 2,396.52      |                            |  |
| AAEC Credit Union    | 07/23/2021        | 07/23/2021          | 20210723ADVAAEC       | Payroll                    | 41,787.01     | 10L000 4552 0000 00 000000 | DISTRICTWIDE/AAEC                      |
|                      |                   |                     |                       | accrual                    |               |                            |  |
| AAEC Credit Union    | 07/23/2021        | 07/23/2021          | 20210723BDVAAEC       | Payroll                    | 9,493.13      | 10L000 4552 0000 00 000000 | DISTRICTWIDE/AAEC                      |
|                      |                   |                     |                       | accrual                    |               |                            |  |
| AAEC Credit Union    | 07/23/2021        | 07/23/2021          | 20210723CDVAAEC       | Payroll                    | 50.00         | 20L000 4552 0000 00 000000 | DISTRICTWIDE/AAEC                      |
|                      |                   |                     |                       | accrual                    |               |                            |  |
| AAEC Credit Union    | 07/23/2021        | 07/23/2021          | 20210723DDVAAEC       | Payroll                    | 3,475.64      | 10L000 4552 0000 00 000000 | DISTRICTWIDE/AAEC                      |
|                      |                   |                     |                       | accrual                    |               |                            |  |
| AAEC Credit Union    | 07/23/2021        | 07/23/2021          | 20210723DDVAAEC       | Payroll                    | 6,367.58      | 20L000 4552 0000 00 000000 | DISTRICTWIDE/AAEC                      |
|                      |                   |                     |                       | accrual                    |               |                            |  |
|                      |                   |                     |                       | Totals for 212200238       | 61,173.36     |                            |  |
| District 59 Insuranc | 07/23/2021        | 07/23/2021          | 20210723ADDENTA       | Payroll                    | 4,366.78      | 10L000 4562 0000 00 000000 | DISTRICTWIDE/EMPLOYEE HEALTH INSURANCE |
|                      |                   |                     |                       | accrual                    |               |                            |  |
| District 59 Insuranc | 07/23/2021        | 07/23/2021          | 20210723ADHEALT       | Payroll                    | 72,395.00     | 10L000 4562 0000 00 000000 | DISTRICTWIDE/EMPLOYEE HEALTH INSURANCE |
|                      |                   |                     |                       | accrual                    |               |                            |  |
| District 59 Insuranc | 07/23/2021        | 07/23/2021          | 20210723ADIFSBDB      | Payroll                    | 1,438.78      | 10L000 4562 0000 00 000000 | DISTRICTWIDE/EMPLOYEE HEALTH INSURANCE |
|                      |                   |                     |                       | accrual                    |               |                            |  |
| District 59 Insuranc | 07/23/2021        | 07/23/2021          | 20210723ADIFSBFB      | Payroll                    | 97.76         | 10L000 4562 0000 00 000000 | DISTRICTWIDE/EMPLOYEE HEALTH INSURANCE |
|                      |                   |                     |                       | accrual                    |               |                            |  |
| District 59 Insuranc | 07/23/2021        | 07/23/2021          | 20210723ADIFSBHB      | Payroll                    | 3,790.99      | 10L000 4562 0000 00 000000 | DISTRICTWIDE/EMPLOYEE HEALTH INSURANCE |
|                      |                   |                     |                       | accrual                    |               |                            |  |

| VENDOR      | CHECK DATE | INVOICE DATE | INVOICE NUMBER | INVOICE DESCRIPTION | ACCOUNT            |            |        |      | ACCOUNT DESCRIPTION |    |        |  |  |  |  |
|-------------|------------|--------------|----------------|---------------------|--------------------|------------|--------|------|---------------------|----|--------|--|--|--|--|
|             |            |              |                |                     | AMOUNT             | NUMBER     |        |      |                     |    |        |  |  |  |  |
| District 59 | Insuranc   | 07/23/2021   | 07/23/2021     | 20210723AFDENAD     | Payroll<br>accrual | 0.00       | 10L000 | 4562 | 0000                | 00 | 000000 | DISTRICTWIDE/EMPLOYEE HEALTH INSURANCE |  |  |  |
| District 59 | Insuranc   | 07/23/2021   | 07/23/2021     | 20210723AFDENTA     | Payroll<br>accrual | 11,211.75  | 10L000 | 4562 | 0000                | 00 | 000000 | DISTRICTWIDE/EMPLOYEE HEALTH INSURANCE |  |  |  |
| District 59 | Insuranc   | 07/23/2021   | 07/23/2021     | 20210723AFHEALT     | Payroll<br>accrual | 220,538.73 | 10L000 | 4562 | 0000                | 00 | 000000 | DISTRICTWIDE/EMPLOYEE HEALTH INSURANCE |  |  |  |
| District 59 | Insuranc   | 07/23/2021   | 07/23/2021     | 20210723AFHLTAD     | Payroll<br>accrual | 0.00       | 10L000 | 4562 | 0000                | 00 | 000000 | DISTRICTWIDE/EMPLOYEE HEALTH INSURANCE |  |  |  |
| District 59 | Insuranc   | 07/23/2021   | 07/23/2021     | 20210723AFLIF       | Payroll<br>accrual | 3,344.60   | 10L000 | 4562 | 0000                | 00 | 000000 | DISTRICTWIDE/EMPLOYEE HEALTH INSURANCE |  |  |  |
| District 59 | Insuranc   | 07/23/2021   | 07/23/2021     | 20210723BDDENTA     | Payroll<br>accrual | 824.79     | 10L000 | 4562 | 0000                | 00 | 000000 | DISTRICTWIDE/EMPLOYEE HEALTH INSURANCE |  |  |  |
| District 59 | Insuranc   | 07/23/2021   | 07/23/2021     | 20210723BDHEALT     | Payroll<br>accrual | 13,519.40  | 10L000 | 4562 | 0000                | 00 | 000000 | DISTRICTWIDE/EMPLOYEE HEALTH INSURANCE |  |  |  |
| District 59 | Insuranc   | 07/23/2021   | 07/23/2021     | 20210723BDIFSBF     | Payroll<br>accrual | 11.28      | 10L000 | 4562 | 0000                | 00 | 000000 | DISTRICTWIDE/EMPLOYEE HEALTH INSURANCE |  |  |  |
| District 59 | Insuranc   | 07/23/2021   | 07/23/2021     | 20210723BDIFSBH     | Payroll<br>accrual | 291.69     | 10L000 | 4562 | 0000                | 00 | 000000 | DISTRICTWIDE/EMPLOYEE HEALTH INSURANCE |  |  |  |
| District 59 | Insuranc   | 07/23/2021   | 07/23/2021     | 20210723BFDENTA     | Payroll<br>accrual | 2,938.20   | 10L000 | 4562 | 0000                | 00 | 000000 | DISTRICTWIDE/EMPLOYEE HEALTH INSURANCE |  |  |  |
| District 59 | Insuranc   | 07/23/2021   | 07/23/2021     | 20210723BFHEALT     | Payroll<br>accrual | 58,674.08  | 10L000 | 4562 | 0000                | 00 | 000000 | DISTRICTWIDE/EMPLOYEE HEALTH INSURANCE |  |  |  |
| District 59 | Insuranc   | 07/23/2021   | 07/23/2021     | 20210723BFLIF       | Payroll<br>accrual | 432.95     | 10L000 | 4562 | 0000                | 00 | 000000 | DISTRICTWIDE/EMPLOYEE HEALTH INSURANCE |  |  |  |
| District 59 | Insuranc   | 07/23/2021   | 07/23/2021     | 20210723CDDENTA     | Payroll<br>accrual | 26.21      | 20L000 | 4562 | 0000                | 00 | 000000 | DISTRICTWIDE/EMPLOYEE HEALTH INSURANCE |  |  |  |
| District 59 | Insuranc   | 07/23/2021   | 07/23/2021     | 20210723CDHEALT     | Payroll<br>accrual | 246.85     | 20L000 | 4562 | 0000                | 00 | 000000 | DISTRICTWIDE/EMPLOYEE HEALTH INSURANCE |  |  |  |
| District 59 | Insuranc   | 07/23/2021   | 07/23/2021     | 20210723CFDENTA     | Payroll<br>accrual | 61.15      | 20L000 | 4562 | 0000                | 00 | 000000 | DISTRICTWIDE/EMPLOYEE HEALTH INSURANCE |  |  |  |
| District 59 | Insuranc   | 07/23/2021   | 07/23/2021     | 20210723CFHEALT     | Payroll<br>accrual | 815.84     | 20L000 | 4562 | 0000                | 00 | 000000 | DISTRICTWIDE/EMPLOYEE HEALTH INSURANCE |  |  |  |
| District 59 | Insuranc   | 07/23/2021   | 07/23/2021     | 20210723ADDENAD     | Payroll<br>accrual | 2.11       | 20L000 | 4562 | 0000                | 00 | 000000 | DISTRICTWIDE/EMPLOYEE HEALTH INSURANCE |  |  |  |
| District 59 | Insuranc   | 07/23/2021   | 07/23/2021     | 20210723DDDENTA     | Payroll<br>accrual | 259.08     | 10L000 | 4562 | 0000                | 00 | 000000 | DISTRICTWIDE/EMPLOYEE HEALTH INSURANCE |  |  |  |
| District 59 | Insuranc   | 07/23/2021   | 07/23/2021     | 20210723DDDENTA     | Payroll<br>accrual | 368.03     | 20L000 | 4562 | 0000                | 00 | 000000 | DISTRICTWIDE/EMPLOYEE HEALTH INSURANCE |  |  |  |
| District 59 | Insuranc   | 07/23/2021   | 07/23/2021     | 20210723DDHEALT     | Payroll            | 4,571.12   | 10L000 | 4562 | 0000                | 00 | 000000 | DISTRICTWIDE/EMPLOYEE HEALTH INSURANCE |  |  |  |

| <u>VENDOR</u>        | <u>CHECK DATE</u> | <u>INVOICE DATE</u> | <u>INVOICE NUMBER</u> | <u>INVOICE DESCRIPTION</u> | <u>AMOUNT</u> | <u>ACCOUNT NUMBER</u>      | <u>ACCOUNT DESCRIPTION</u>             |
|----------------------|-------------------|---------------------|-----------------------|----------------------------|---------------|----------------------------|--|
|                      |                   |                     |                       | accrual                    |               |                            |  |
| District 59 Insuranc | 07/23/2021        | 07/23/2021          | 20210723DDHEALT       | Payroll                    | 5,972.48      | 20L000 4562 0000 00 000000 | DISTRICTWIDE/EMPLOYEE HEALTH INSURANCE |
|                      |                   |                     |                       | accrual                    |               |                            |  |
| District 59 Insuranc | 07/23/2021        | 07/23/2021          | 20210723ADHLTAD       | Payroll                    | 56.93         | 20L000 4562 0000 00 000000 | DISTRICTWIDE/EMPLOYEE HEALTH INSURANCE |
|                      |                   |                     |                       | accrual                    |               |                            |  |
| District 59 Insuranc | 07/23/2021        | 07/23/2021          | 20210723BDIFSB        | Payroll                    | 208.34        | 10L000 4562 0000 00 000000 | DISTRICTWIDE/EMPLOYEE HEALTH INSURANCE |
|                      |                   |                     |                       | accrual                    |               |                            |  |
| District 59 Insuranc | 07/23/2021        | 07/23/2021          | 20210723CDIFSBF       | Payroll                    | 3.76          | 10L000 4562 0000 00 000000 | DISTRICTWIDE/EMPLOYEE HEALTH INSURANCE |
|                      |                   |                     |                       | accrual                    |               |                            |  |
| District 59 Insuranc | 07/23/2021        | 07/23/2021          | 20210723CDIFSBF       | Payroll                    | 3.76          | 20L000 4562 0000 00 000000 | DISTRICTWIDE/EMPLOYEE HEALTH INSURANCE |
|                      |                   |                     |                       | accrual                    |               |                            |  |
| District 59 Insuranc | 07/23/2021        | 07/23/2021          | 20210723CDIFSBH       | Payroll                    | 222.93        | 10L000 4562 0000 00 000000 | DISTRICTWIDE/EMPLOYEE HEALTH INSURANCE |
|                      |                   |                     |                       | accrual                    |               |                            |  |
| District 59 Insuranc | 07/23/2021        | 07/23/2021          | 20210723CDIFSBH       | Payroll                    | 154.17        | 20L000 4562 0000 00 000000 | DISTRICTWIDE/EMPLOYEE HEALTH INSURANCE |
|                      |                   |                     |                       | accrual                    |               |                            |  |
| District 59 Insuranc | 07/23/2021        | 07/23/2021          | 20210723DFDENTA       | Payroll                    | 786.58        | 10L000 4562 0000 00 000000 | DISTRICTWIDE/EMPLOYEE HEALTH INSURANCE |
|                      |                   |                     |                       | accrual                    |               |                            |  |
| District 59 Insuranc | 07/23/2021        | 07/23/2021          | 20210723DFDENTA       | Payroll                    | 1,331.15      | 20L000 4562 0000 00 000000 | DISTRICTWIDE/EMPLOYEE HEALTH INSURANCE |
|                      |                   |                     |                       | accrual                    |               |                            |  |
| District 59 Insuranc | 07/23/2021        | 07/23/2021          | 20210723DFHEALT       | Payroll                    | 16,073.34     | 10L000 4562 0000 00 000000 | DISTRICTWIDE/EMPLOYEE HEALTH INSURANCE |
|                      |                   |                     |                       | accrual                    |               |                            |  |
| District 59 Insuranc | 07/23/2021        | 07/23/2021          | 20210723DFHEALT       | Payroll                    | 26,725.42     | 20L000 4562 0000 00 000000 | DISTRICTWIDE/EMPLOYEE HEALTH INSURANCE |
|                      |                   |                     |                       | accrual                    |               |                            |  |
| District 59 Insuranc | 07/23/2021        | 07/23/2021          | 20210723CFLIF         | Payroll                    | 233.35        | 10L000 4562 0000 00 000000 | DISTRICTWIDE/EMPLOYEE HEALTH INSURANCE |
|                      |                   |                     |                       | accrual                    |               |                            |  |
| District 59 Insuranc | 07/23/2021        | 07/23/2021          | 20210723CFLIF         | Payroll                    | 232.70        | 20L000 4562 0000 00 000000 | DISTRICTWIDE/EMPLOYEE HEALTH INSURANCE |
|                      |                   |                     |                       | accrual                    |               |                            |  |
|                      |                   |                     |                       | Totals for 212200241       | 452,232.08    |                            |  |
| CCSD59               | 07/23/2021        | 07/23/2021          | 20210723ADA15         | Payroll                    | 4,163.00      | 10L000 4550 0000 00 000000 | DISTRICTWIDE/ANNUITIES PAYABLE         |
|                      |                   |                     |                       | accrual                    |               |                            |  |
| CCSD59               | 07/23/2021        | 07/23/2021          | 20210723ADB13         | Payroll                    | 1,083.00      | 10L000 4550 0000 00 000000 | DISTRICTWIDE/ANNUITIES PAYABLE         |
|                      |                   |                     |                       | accrual                    |               |                            |  |
| CCSD59               | 07/23/2021        | 07/23/2021          | 20210723ADA03         | Payroll                    | 21,577.50     | 10L000 4550 0000 00 000000 | DISTRICTWIDE/ANNUITIES PAYABLE         |
|                      |                   |                     |                       | accrual                    |               |                            |  |
| CCSD59               | 07/23/2021        | 07/23/2021          | 20210723ADB03         | Payroll                    | 1,812.50      | 10L000 4550 0000 00 000000 | DISTRICTWIDE/ANNUITIES PAYABLE         |
|                      |                   |                     |                       | accrual                    |               |                            |  |
| CCSD59               | 07/23/2021        | 07/23/2021          | 20210723ADC03         | Payroll                    | 7,040.00      | 10L000 4550 0000 00 000000 | DISTRICTWIDE/ANNUITIES PAYABLE         |
|                      |                   |                     |                       | accrual                    |               |                            |  |

| VENDOR | CHECK      | INVOICE    | INVOICE        | INVOICE            | ACCOUNT   |        |      |      |    | ACCOUNT     |                                |
|--------|------------|------------|----------------|--------------------|-----------|--------|------|------|----|-------------|--------------------------------|
|        | DATE       | DATE       | NUMBER         | DESCRIPTION        | AMOUNT    | NUMBER |      |      |    | DESCRIPTION |                                |
| CCSD59 | 07/23/2021 | 07/23/2021 | 20210723ADA08  | Payroll<br>accrual | 23,391.16 | 10L000 | 4550 | 0000 | 00 | 000000      | DISTRICTWIDE/ANNUITIES PAYABLE |
| CCSD59 | 07/23/2021 | 07/23/2021 | 20210723ADB08  | Payroll<br>accrual | 7,515.28  | 10L000 | 4550 | 0000 | 00 | 000000      | DISTRICTWIDE/ANNUITIES PAYABLE |
| CCSD59 | 07/23/2021 | 07/23/2021 | 20210723ADC08  | Payroll<br>accrual | 1,439.28  | 10L000 | 4550 | 0000 | 00 | 000000      | DISTRICTWIDE/ANNUITIES PAYABLE |
| CCSD59 | 07/23/2021 | 07/23/2021 | 20210723ADA21  | Payroll<br>accrual | 4,860.00  | 10L000 | 4550 | 0000 | 00 | 000000      | DISTRICTWIDE/ANNUITIES PAYABLE |
| CCSD59 | 07/23/2021 | 07/23/2021 | 20210723ADC21  | Payroll<br>accrual | 100.00    | 10L000 | 4550 | 0000 | 00 | 000000      | DISTRICTWIDE/ANNUITIES PAYABLE |
| CCSD59 | 07/23/2021 | 07/23/2021 | 20210723ADA37  | Payroll<br>accrual | 2,783.00  | 10L000 | 4550 | 0000 | 00 | 000000      | DISTRICTWIDE/ANNUITIES PAYABLE |
| CCSD59 | 07/23/2021 | 07/23/2021 | 20210723ADC37  | Payroll<br>accrual | 350.00    | 10L000 | 4550 | 0000 | 00 | 000000      | DISTRICTWIDE/ANNUITIES PAYABLE |
| CCSD59 | 07/23/2021 | 07/23/2021 | 20210723ADA07  | Payroll<br>accrual | 3,400.00  | 10L000 | 4550 | 0000 | 00 | 000000      | DISTRICTWIDE/ANNUITIES PAYABLE |
| CCSD59 | 07/23/2021 | 07/23/2021 | 20210723ADC07  | Payroll<br>accrual | 1,612.50  | 10L000 | 4550 | 0000 | 00 | 000000      | DISTRICTWIDE/ANNUITIES PAYABLE |
| CCSD59 | 07/23/2021 | 07/23/2021 | 20210723ADA12  | Payroll<br>accrual | 250.00    | 10L000 | 4550 | 0000 | 00 | 000000      | DISTRICTWIDE/ANNUITIES PAYABLE |
| CCSD59 | 07/23/2021 | 07/23/2021 | 20210723ADA22  | Payroll<br>accrual | 260.00    | 10L000 | 4550 | 0000 | 00 | 000000      | DISTRICTWIDE/ANNUITIES PAYABLE |
| CCSD59 | 07/23/2021 | 07/23/2021 | 20210723ADA16  | Payroll<br>accrual | 530.00    | 10L000 | 4550 | 0000 | 00 | 000000      | DISTRICTWIDE/ANNUITIES PAYABLE |
| CCSD59 | 07/23/2021 | 07/23/2021 | 20210723BDA03  | Payroll<br>accrual | 650.00    | 10L000 | 4550 | 0000 | 00 | 000000      | DISTRICTWIDE/ANNUITIES PAYABLE |
| CCSD59 | 07/23/2021 | 07/23/2021 | 20210723BDA08  | Payroll<br>accrual | 2,255.00  | 10L000 | 4550 | 0000 | 00 | 000000      | DISTRICTWIDE/ANNUITIES PAYABLE |
| CCSD59 | 07/23/2021 | 07/23/2021 | 20210723BDC08  | Payroll<br>accrual | 1,000.00  | 10L000 | 4550 | 0000 | 00 | 000000      | DISTRICTWIDE/ANNUITIES PAYABLE |
| CCSD59 | 07/23/2021 | 07/23/2021 | 20210723BDA21  | Payroll<br>accrual | 75.00     | 10L000 | 4550 | 0000 | 00 | 000000      | DISTRICTWIDE/ANNUITIES PAYABLE |
| CCSD59 | 07/23/2021 | 07/23/2021 | 20210723BDC21  | Payroll<br>accrual | 25.00     | 10L000 | 4550 | 0000 | 00 | 000000      | DISTRICTWIDE/ANNUITIES PAYABLE |
| CCSD59 | 07/23/2021 | 07/23/2021 | 20210723BDA37  | Payroll<br>accrual | 50.00     | 10L000 | 4550 | 0000 | 00 | 000000      | DISTRICTWIDE/ANNUITIES PAYABLE |
| CCSD59 | 07/23/2021 | 07/23/2021 | 20210723BDA07  | Payroll<br>accrual | 400.00    | 10L000 | 4550 | 0000 | 00 | 000000      | DISTRICTWIDE/ANNUITIES PAYABLE |
| CCSD59 | 07/23/2021 | 07/23/2021 | 20210723ADA15E | Payroll            | 75.00     | 20L000 | 4550 | 0000 | 00 | 000000      | DISTRICTWIDE/ANNUITIES PAYABLE |

| <u>VENDOR</u>       | <u>CHECK<br/>DATE</u> | <u>INVOICE<br/>DATE</u> | <u>INVOICE<br/>NUMBER</u> | <u>INVOICE<br/>DESCRIPTION</u> | <u>AMOUNT</u> | <u>ACCOUNT<br/>NUMBER</u>  | <u>ACCOUNT<br/>DESCRIPTION</u>              |
|---------------------|-----------------------|-------------------------|---------------------------|--------------------------------|---------------|----------------------------|---|
|                     |                       |                         |                           | accrual                        |               |                            |   |
| CCSD59              | 07/23/2021            | 07/23/2021              | 20210723ADA03E            | Payroll                        | 1,747.00      | 10L000 4550 0000 00 000000 | DISTRICTWIDE/ANNUITIES PAYABLE              |
|                     |                       |                         |                           | accrual                        |               |                            |   |
| CCSD59              | 07/23/2021            | 07/23/2021              | 20210723ADA03E            | Payroll                        | 150.00        | 20L000 4550 0000 00 000000 | DISTRICTWIDE/ANNUITIES PAYABLE              |
|                     |                       |                         |                           | accrual                        |               |                            |   |
| CCSD59              | 07/23/2021            | 07/23/2021              | 20210723ADC03E            | Payroll                        | 300.00        | 10L000 4550 0000 00 000000 | DISTRICTWIDE/ANNUITIES PAYABLE              |
|                     |                       |                         |                           | accrual                        |               |                            |   |
| CCSD59              | 07/23/2021            | 07/23/2021              | 20210723ADA08E            | Payroll                        | 300.00        | 10L000 4550 0000 00 000000 | DISTRICTWIDE/ANNUITIES PAYABLE              |
|                     |                       |                         |                           | accrual                        |               |                            |   |
| CCSD59              | 07/23/2021            | 07/23/2021              | 20210723ADA08E            | Payroll                        | 0.00          | 20L000 4550 0000 00 000000 | DISTRICTWIDE/ANNUITIES PAYABLE              |
|                     |                       |                         |                           | accrual                        |               |                            |   |
| CCSD59              | 07/23/2021            | 07/23/2021              | 20210723ADC08E            | Payroll                        | 100.00        | 10L000 4550 0000 00 000000 | DISTRICTWIDE/ANNUITIES PAYABLE              |
|                     |                       |                         |                           | accrual                        |               |                            |   |
| CCSD59              | 07/23/2021            | 07/23/2021              | 20210723ADC08E            | Payroll                        | 400.00        | 20L000 4550 0000 00 000000 | DISTRICTWIDE/ANNUITIES PAYABLE              |
|                     |                       |                         |                           | accrual                        |               |                            |   |
| CCSD59              | 07/23/2021            | 07/23/2021              | 20210723ADA21E            | Payroll                        | 225.00        | 20L000 4550 0000 00 000000 | DISTRICTWIDE/ANNUITIES PAYABLE              |
|                     |                       |                         |                           | accrual                        |               |                            |   |
| CCSD59              | 07/23/2021            | 07/23/2021              | 20210723ADA37E            | Payroll                        | 1,450.00      | 10L000 4550 0000 00 000000 | DISTRICTWIDE/ANNUITIES PAYABLE              |
|                     |                       |                         |                           | accrual                        |               |                            |   |
| CCSD59              | 07/23/2021            | 07/23/2021              | 20210723ADC37E            | Payroll                        | 100.00        | 20L000 4550 0000 00 000000 | DISTRICTWIDE/ANNUITIES PAYABLE              |
|                     |                       |                         |                           | accrual                        |               |                            |   |
| CCSD59              | 07/23/2021            | 07/23/2021              | 20210723ADA07E            | Payroll                        | 150.00        | 10L000 4550 0000 00 000000 | DISTRICTWIDE/ANNUITIES PAYABLE              |
|                     |                       |                         |                           | accrual                        |               |                            |   |
| CCSD59              | 07/23/2021            | 07/23/2021              | 20210723ADC07E            | Payroll                        | 225.00        | 10L000 4550 0000 00 000000 | DISTRICTWIDE/ANNUITIES PAYABLE              |
|                     |                       |                         |                           | accrual                        |               |                            |   |
|                     |                       |                         |                           | Totals for 212200244           | 91,844.22     |                            |   |
| First National Bank | 07/30/2021            | 07/23/2021              | 20210723GDFED             | Payroll                        | 0.00          | 10L000 4520 0000 00 000000 | DISTRICTWIDE/FEDERAL WITHHOLDING TAX PAYABL |
|                     |                       |                         |                           | accrual                        |               |                            |   |
| First National Bank | 07/30/2021            | 07/23/2021              | 20210723BDFF28            | Payroll                        | 185.02        | 10L000 4520 0000 00 000000 | DISTRICTWIDE/FEDERAL WITHHOLDING TAX PAYABL |
|                     |                       |                         |                           | accrual                        |               |                            |   |
| First National Bank | 07/30/2021            | 07/23/2021              | 20210723GDFMED            | Payroll                        | 98.26         | 50L000 4520 0000 00 000000 | DISTRICTWIDE/FEDERAL WITHHOLDING TAX PAYABL |
|                     |                       |                         |                           | accrual                        |               |                            |   |
| First National Bank | 07/30/2021            | 07/23/2021              | 20210723GFFMED            | Payroll                        | 98.26         | 50L000 4520 0000 00 000000 | DISTRICTWIDE/FEDERAL WITHHOLDING TAX PAYABL |
|                     |                       |                         |                           | accrual                        |               |                            |   |
| First National Bank | 07/30/2021            | 07/23/2021              | 20210723HDFED             | Payroll                        | 581.79        | 10L000 4520 0000 00 000000 | DISTRICTWIDE/FEDERAL WITHHOLDING TAX PAYABL |
|                     |                       |                         |                           | accrual                        |               |                            |   |
| First National Bank | 07/30/2021            | 07/23/2021              | 20210723EDFIC             | Payroll                        | 298.66        | 50L000 4520 0000 00 000000 | DISTRICTWIDE/FEDERAL WITHHOLDING TAX PAYABL |
|                     |                       |                         |                           | accrual                        |               |                            |   |

| <u>VENDOR</u>       | <u>CHECK DATE</u> | <u>INVOICE DATE</u> | <u>INVOICE NUMBER</u> | <u>INVOICE DESCRIPTION</u> | <u>AMOUNT</u> | <u>ACCOUNT NUMBER</u>      | <u>ACCOUNT DESCRIPTION</u>                  |
|---------------------|-------------------|---------------------|-----------------------|----------------------------|---------------|----------------------------|---|
| First National Bank | 07/30/2021        | 07/23/2021          | 20210723HDFMED        | Payroll accrual            | 69.85         | 50L000 4520 0000 00 000000 | DISTRICTWIDE/FEDERAL WITHHOLDING TAX PAYABL |
| First National Bank | 07/30/2021        | 07/23/2021          | 20210723EFFIC         | Payroll accrual            | 298.66        | 50L000 4520 0000 00 000000 | DISTRICTWIDE/FEDERAL WITHHOLDING TAX PAYABL |
| First National Bank | 07/30/2021        | 07/23/2021          | 20210723HFFMED        | Payroll accrual            | 69.85         | 50L000 4520 0000 00 000000 | DISTRICTWIDE/FEDERAL WITHHOLDING TAX PAYABL |
| First National Bank | 07/30/2021        | 07/30/2021          | 20210730ADFED         | Payroll accrual            | 41,687.22     | 10L000 4520 0000 00 000000 | DISTRICTWIDE/FEDERAL WITHHOLDING TAX PAYABL |
| First National Bank | 07/30/2021        | 07/30/2021          | 20210730ADFED         | Payroll accrual            | 1,386.20      | 20L000 4520 0000 00 000000 | DISTRICTWIDE/FEDERAL WITHHOLDING TAX PAYABL |
| First National Bank | 07/30/2021        | 07/30/2021          | 20210730ADFED         | Payroll accrual            | 369.09        | 40L000 4520 0000 00 000000 | DISTRICTWIDE/FEDERAL WITHHOLDING TAX PAYABL |
| First National Bank | 07/30/2021        | 07/30/2021          | 20210730ADFC          | Payroll accrual            | 3,744.09      | 50L000 4520 0000 00 000000 | DISTRICTWIDE/FEDERAL WITHHOLDING TAX PAYABL |
| First National Bank | 07/30/2021        | 07/30/2021          | 20210730ADFMED        | Payroll accrual            | 5,156.13      | 50L000 4520 0000 00 000000 | DISTRICTWIDE/FEDERAL WITHHOLDING TAX PAYABL |
| First National Bank | 07/30/2021        | 07/30/2021          | 20210730ADFTA         | Payroll accrual            | 1,676.50      | 10L000 4520 0000 00 000000 | DISTRICTWIDE/FEDERAL WITHHOLDING TAX PAYABL |
| First National Bank | 07/30/2021        | 07/30/2021          | 20210730ADFTA         | Payroll accrual            | 125.00        | 20L000 4520 0000 00 000000 | DISTRICTWIDE/FEDERAL WITHHOLDING TAX PAYABL |
| First National Bank | 07/30/2021        | 07/30/2021          | 20210730AFFIC         | Payroll accrual            | 3,744.09      | 50L000 4520 0000 00 000000 | DISTRICTWIDE/FEDERAL WITHHOLDING TAX PAYABL |
| First National Bank | 07/30/2021        | 07/30/2021          | 20210730AFFMED        | Payroll accrual            | 5,156.13      | 50L000 4520 0000 00 000000 | DISTRICTWIDE/FEDERAL WITHHOLDING TAX PAYABL |
| First National Bank | 07/30/2021        | 07/30/2021          | 20210730BDFED         | Payroll accrual            | 0.00          | 10L000 4520 0000 00 000000 | DISTRICTWIDE/FEDERAL WITHHOLDING TAX PAYABL |
| First National Bank | 07/30/2021        | 07/30/2021          | 20210730BDFMED        | Payroll accrual            | 6.80          | 50L000 4520 0000 00 000000 | DISTRICTWIDE/FEDERAL WITHHOLDING TAX PAYABL |
| First National Bank | 07/30/2021        | 07/30/2021          | 20210730BFFMED        | Payroll accrual            | 6.80          | 50L000 4520 0000 00 000000 | DISTRICTWIDE/FEDERAL WITHHOLDING TAX PAYABL |
| First National Bank | 07/30/2021        | 07/30/2021          | 20210730CDFED         | Payroll accrual            | 115.26        | 10L000 4520 0000 00 000000 | DISTRICTWIDE/FEDERAL WITHHOLDING TAX PAYABL |
| First National Bank | 07/30/2021        | 07/30/2021          | 20210730BDFIC         | Payroll accrual            | 76.40         | 50L000 4520 0000 00 000000 | DISTRICTWIDE/FEDERAL WITHHOLDING TAX PAYABL |
| First National Bank | 07/30/2021        | 07/30/2021          | 20210730CDFMED        | Payroll accrual            | 17.87         | 50L000 4520 0000 00 000000 | DISTRICTWIDE/FEDERAL WITHHOLDING TAX PAYABL |
| First National Bank | 07/30/2021        | 07/30/2021          | 20210730BFFIC         | Payroll accrual            | 76.40         | 50L000 4520 0000 00 000000 | DISTRICTWIDE/FEDERAL WITHHOLDING TAX PAYABL |
| First National Bank | 07/30/2021        | 07/30/2021          | 20210730CFMED         | Payroll                    | 17.87         | 50L000 4520 0000 00 000000 | DISTRICTWIDE/FEDERAL WITHHOLDING TAX PAYABL |



| <u>VENDOR</u>        | <u>CHECK DATE</u> | <u>INVOICE DATE</u> | <u>INVOICE NUMBER</u> | <u>INVOICE DESCRIPTION</u> | <u>AMOUNT</u> | <u>ACCOUNT NUMBER</u>      | <u>ACCOUNT DESCRIPTION</u>             |
|----------------------|-------------------|---------------------|-----------------------|----------------------------|---------------|----------------------------|--|
|                      |                   |                     |                       | accrual                    |               |                            |  |
|                      |                   |                     |                       | Totals for 212200248       | 65,062.20     |                            |  |
| Illinois Dept Revenu | 07/30/2021        | 07/23/2021          | 20210723GDSTX         | Payroll                    | 74.97         | 10L000 4530 0000 00 000000 | DISTRICTWIDE/STATE WITHHOLDING PAYABLE |
|                      |                   |                     |                       | accrual                    |               |                            |  |
| Illinois Dept Revenu | 07/30/2021        | 07/23/2021          | 20210723HDSTX         | Payroll                    | 214.15        | 10L000 4530 0000 00 000000 | DISTRICTWIDE/STATE WITHHOLDING PAYABLE |
|                      |                   |                     |                       | accrual                    |               |                            |  |
| Illinois Dept Revenu | 07/30/2021        | 07/30/2021          | 20210730ADSTA         | Payroll                    | 20.00         | 10L000 4530 0000 00 000000 | DISTRICTWIDE/STATE WITHHOLDING PAYABLE |
|                      |                   |                     |                       | accrual                    |               |                            |  |
| Illinois Dept Revenu | 07/30/2021        | 07/30/2021          | 20210730ADSTX         | Payroll                    | 14,775.67     | 10L000 4530 0000 00 000000 | DISTRICTWIDE/STATE WITHHOLDING PAYABLE |
|                      |                   |                     |                       | accrual                    |               |                            |  |
| Illinois Dept Revenu | 07/30/2021        | 07/30/2021          | 20210730ADSTX         | Payroll                    | 571.37        | 20L000 4530 0000 00 000000 | DISTRICTWIDE/STATE WITHHOLDING PAYABLE |
|                      |                   |                     |                       | accrual                    |               |                            |  |
| Illinois Dept Revenu | 07/30/2021        | 07/30/2021          | 20210730ADSTX         | Payroll                    | 143.89        | 40L000 4530 0000 00 000000 | DISTRICTWIDE/STATE WITHHOLDING PAYABLE |
|                      |                   |                     |                       | accrual                    |               |                            |  |
| Illinois Dept Revenu | 07/30/2021        | 07/30/2021          | 20210730BDSTX         | Payroll                    | 18.69         | 10L000 4530 0000 00 000000 | DISTRICTWIDE/STATE WITHHOLDING PAYABLE |
|                      |                   |                     |                       | accrual                    |               |                            |  |
| Illinois Dept Revenu | 07/30/2021        | 07/30/2021          | 20210730CDSTX         | Payroll                    | 58.21         | 10L000 4530 0000 00 000000 | DISTRICTWIDE/STATE WITHHOLDING PAYABLE |
|                      |                   |                     |                       | accrual                    |               |                            |  |
|                      |                   |                     |                       | Totals for 212200249       | 15,876.95     |                            |  |
| Teachers Retirement  | 07/30/2021        | 07/30/2021          | 20210730ADTR9         | Payroll                    | 26,882.05     | 10L000 4511 0000 00 000000 | DISTRICTWIDE/T.R.S. PAYABLE            |
|                      |                   |                     |                       | accrual                    |               |                            |  |
|                      |                   |                     |                       | Totals for 212200250       | 26,882.05     |                            |  |
| This Fund            | 07/30/2021        | 07/30/2021          | 20210730ADTPT         | Payroll                    | 2,688.16      | 10L000 4511 0000 00 000000 | DISTRICTWIDE/T.R.S. PAYABLE            |
|                      |                   |                     |                       | accrual                    |               |                            |  |
| This Fund            | 07/30/2021        | 07/30/2021          | 20210730AFTRTHI       | Payroll                    | 2,001.21      | 10L000 4511 0000 00 000000 | DISTRICTWIDE/T.R.S. PAYABLE            |
|                      |                   |                     |                       | accrual                    |               |                            |  |
|                      |                   |                     |                       | Totals for 212200251       | 4,689.37      |                            |  |
| Teachers Retirement  | 07/30/2021        | 07/30/2021          | 20210730AFTRMBI       | Payroll                    | 1,732.42      | 10L000 4511 0000 00 000000 | DISTRICTWIDE/T.R.S. PAYABLE            |
|                      |                   |                     |                       | accrual                    |               |                            |  |
|                      |                   |                     |                       | Totals for 212200252       | 1,732.42      |                            |  |
| AAEC Credit Union    | 07/30/2021        | 07/30/2021          | 20210730ADVAAEC       | Payroll                    | 9,059.71      | 10L000 4552 0000 00 000000 | DISTRICTWIDE/AAEC                      |
|                      |                   |                     |                       | accrual                    |               |                            |  |
| AAEC Credit Union    | 07/30/2021        | 07/30/2021          | 20210730ADVAAEC       | Payroll                    | 678.00        | 20L000 4552 0000 00 000000 | DISTRICTWIDE/AAEC                      |
|                      |                   |                     |                       | accrual                    |               |                            |  |

| <u>VENDOR</u>        | <u>CHECK DATE</u> | <u>INVOICE DATE</u> | <u>INVOICE NUMBER</u> | <u>INVOICE DESCRIPTION</u> | <u>AMOUNT</u> | <u>ACCOUNT NUMBER</u>      | <u>ACCOUNT DESCRIPTION</u>             |
|----------------------|-------------------|---------------------|-----------------------|----------------------------|---------------|----------------------------|--|
| Totals for 212200253 |                   |                     |                       |                            | 9,737.71      |                            |  |
| District 59 Insuranc | 07/30/2021        | 07/23/2021          | 20210723DFLIF         | Payroll accrual            | 1.05          | 10L000 4562 0000 00 000000 | DISTRICTWIDE/EMPLOYEE HEALTH INSURANCE |
| District 59 Insuranc | 07/30/2021        | 07/30/2021          | 20210730ADDENTA       | Payroll accrual            | -9.05         | 10L000 4562 0000 00 000000 | DISTRICTWIDE/EMPLOYEE HEALTH INSURANCE |
| District 59 Insuranc | 07/30/2021        | 07/30/2021          | 20210730ADDENTA       | Payroll accrual            | 3.15          | 20L000 4562 0000 00 000000 | DISTRICTWIDE/EMPLOYEE HEALTH INSURANCE |
| District 59 Insuranc | 07/30/2021        | 07/30/2021          | 20210730ADDENTA       | Payroll accrual            | 1.44          | 40L000 4562 0000 00 000000 | DISTRICTWIDE/EMPLOYEE HEALTH INSURANCE |
| District 59 Insuranc | 07/30/2021        | 07/30/2021          | 20210730ADHEALT       | Payroll accrual            | 307.40        | 10L000 4562 0000 00 000000 | DISTRICTWIDE/EMPLOYEE HEALTH INSURANCE |
| District 59 Insuranc | 07/30/2021        | 07/30/2021          | 20210730ADHEALT       | Payroll accrual            | 61.46         | 20L000 4562 0000 00 000000 | DISTRICTWIDE/EMPLOYEE HEALTH INSURANCE |
| District 59 Insuranc | 07/30/2021        | 07/30/2021          | 20210730ADHEALT       | Payroll accrual            | 21.65         | 40L000 4562 0000 00 000000 | DISTRICTWIDE/EMPLOYEE HEALTH INSURANCE |
| District 59 Insuranc | 07/30/2021        | 07/30/2021          | 20210730ADIFSBDB      | Payroll accrual            | 250.01        | 10L000 4562 0000 00 000000 | DISTRICTWIDE/EMPLOYEE HEALTH INSURANCE |
| District 59 Insuranc | 07/30/2021        | 07/30/2021          | 20210730ADIFSBFB      | Payroll accrual            | 35.72         | 10L000 4562 0000 00 000000 | DISTRICTWIDE/EMPLOYEE HEALTH INSURANCE |
| District 59 Insuranc | 07/30/2021        | 07/30/2021          | 20210730ADIFSBHB      | Payroll accrual            | 1,476.89      | 10L000 4562 0000 00 000000 | DISTRICTWIDE/EMPLOYEE HEALTH INSURANCE |
| District 59 Insuranc | 07/30/2021        | 07/30/2021          | 20210730AFDENTA       | Payroll accrual            | 2,899.99      | 10L000 4562 0000 00 000000 | DISTRICTWIDE/EMPLOYEE HEALTH INSURANCE |
| District 59 Insuranc | 07/30/2021        | 07/30/2021          | 20210730AFDENTA       | Payroll accrual            | 92.84         | 20L000 4562 0000 00 000000 | DISTRICTWIDE/EMPLOYEE HEALTH INSURANCE |
| District 59 Insuranc | 07/30/2021        | 07/30/2021          | 20210730AFDENTA       | Payroll accrual            | 51.86         | 40L000 4562 0000 00 000000 | DISTRICTWIDE/EMPLOYEE HEALTH INSURANCE |
| District 59 Insuranc | 07/30/2021        | 07/30/2021          | 20210730AFHEALT       | Payroll accrual            | 56,651.30     | 10L000 4562 0000 00 000000 | DISTRICTWIDE/EMPLOYEE HEALTH INSURANCE |
| District 59 Insuranc | 07/30/2021        | 07/30/2021          | 20210730AFHEALT       | Payroll accrual            | 1,748.75      | 20L000 4562 0000 00 000000 | DISTRICTWIDE/EMPLOYEE HEALTH INSURANCE |
| District 59 Insuranc | 07/30/2021        | 07/30/2021          | 20210730AFHEALT       | Payroll accrual            | 847.84        | 40L000 4562 0000 00 000000 | DISTRICTWIDE/EMPLOYEE HEALTH INSURANCE |
| District 59 Insuranc | 07/30/2021        | 07/30/2021          | 20210730AFLIF         | Payroll accrual            | 747.00        | 10L000 4562 0000 00 000000 | DISTRICTWIDE/EMPLOYEE HEALTH INSURANCE |
| District 59 Insuranc | 07/30/2021        | 07/30/2021          | 20210730AFLIF         | Payroll accrual            | 30.75         | 20L000 4562 0000 00 000000 | DISTRICTWIDE/EMPLOYEE HEALTH INSURANCE |
| District 59 Insuranc | 07/30/2021        | 07/30/2021          | 20210730AFLIF         | Payroll                    | 7.75          | 40L000 4562 0000 00 000000 | DISTRICTWIDE/EMPLOYEE HEALTH INSURANCE |

| <u>VENDOR</u>        | <u>CHECK DATE</u> | <u>INVOICE DATE</u> | <u>INVOICE NUMBER</u> | <u>INVOICE DESCRIPTION</u> | <u>AMOUNT</u> | <u>ACCOUNT NUMBER</u>      | <u>ACCOUNT DESCRIPTION</u>             |
|----------------------|-------------------|---------------------|-----------------------|----------------------------|---------------|----------------------------|--|
|                      |                   |                     |                       | accrual                    |               |                            |  |
| District 59 Insuranc | 07/30/2021        | 07/30/2021          | 20210730AFLTD         | Payroll                    | 609.29        | 10L000 4562 0000 00 000000 | DISTRICTWIDE/EMPLOYEE HEALTH INSURANCE |
|                      |                   |                     |                       | accrual                    |               |                            |  |
| District 59 Insuranc | 07/30/2021        | 07/30/2021          | 20210730AFLTD         | Payroll                    | 25.90         | 20L000 4562 0000 00 000000 | DISTRICTWIDE/EMPLOYEE HEALTH INSURANCE |
|                      |                   |                     |                       | accrual                    |               |                            |  |
| District 59 Insuranc | 07/30/2021        | 07/30/2021          | 20210730AFLTD         | Payroll                    | 6.96          | 40L000 4562 0000 00 000000 | DISTRICTWIDE/EMPLOYEE HEALTH INSURANCE |
|                      |                   |                     |                       | accrual                    |               |                            |  |
| District 59 Insuranc | 07/30/2021        | 07/30/2021          | 20210730BDDENTA       | Payroll                    | 0.70          | 10L000 4562 0000 00 000000 | DISTRICTWIDE/EMPLOYEE HEALTH INSURANCE |
|                      |                   |                     |                       | accrual                    |               |                            |  |
| District 59 Insuranc | 07/30/2021        | 07/30/2021          | 20210730BDHEALT       | Payroll                    | 16.43         | 10L000 4562 0000 00 000000 | DISTRICTWIDE/EMPLOYEE HEALTH INSURANCE |
|                      |                   |                     |                       | accrual                    |               |                            |  |
| District 59 Insuranc | 07/30/2021        | 07/30/2021          | 20210730BFDENTA       | Payroll                    | 16.77         | 10L000 4562 0000 00 000000 | DISTRICTWIDE/EMPLOYEE HEALTH INSURANCE |
|                      |                   |                     |                       | accrual                    |               |                            |  |
| District 59 Insuranc | 07/30/2021        | 07/30/2021          | 20210730BFHEALT       | Payroll                    | 394.23        | 10L000 4562 0000 00 000000 | DISTRICTWIDE/EMPLOYEE HEALTH INSURANCE |
|                      |                   |                     |                       | accrual                    |               |                            |  |
|                      |                   |                     |                       | Totals for 212200255       | 66,298.08     |                            |  |
|                      |                   |                     |                       |                            |               |                            |  |
| Ncpers Group Life In | 07/30/2021        | 07/09/2021          | 20210709ADVBYER       | Payroll                    | 72.00         | 10L000 4553 0000 00 000000 | DISTRICTWIDE/BYERLY VOL LIFE IMRF      |
|                      |                   |                     |                       | accrual                    |               |                            |  |
| Ncpers Group Life In | 07/30/2021        | 07/23/2021          | 20210723ADVBYER       | Payroll                    | 72.00         | 10L000 4553 0000 00 000000 | DISTRICTWIDE/BYERLY VOL LIFE IMRF      |
|                      |                   |                     |                       | accrual                    |               |                            |  |
| Ncpers Group Life In | 07/30/2021        | 07/09/2021          | 20210709BDVBYER       | Payroll                    | 64.00         | 20L000 4553 0000 00 000000 | DISTRICTWIDE/BYERLY VOL LIFE IMRF      |
|                      |                   |                     |                       | accrual                    |               |                            |  |
| Ncpers Group Life In | 07/30/2021        | 07/09/2021          | 20210709CDVBYER       | Payroll                    | 40.00         | 10L000 4553 0000 00 000000 | DISTRICTWIDE/BYERLY VOL LIFE IMRF      |
|                      |                   |                     |                       | accrual                    |               |                            |  |
| Ncpers Group Life In | 07/30/2021        | 07/15/2021          | 20210715ADVBYER       | Payroll                    | 40.00         | 10L000 4553 0000 00 000000 | DISTRICTWIDE/BYERLY VOL LIFE IMRF      |
|                      |                   |                     |                       | accrual                    |               |                            |  |
| Ncpers Group Life In | 07/30/2021        | 07/23/2021          | 20210723BDVBYER       | Payroll                    | 48.00         | 10L000 4553 0000 00 000000 | DISTRICTWIDE/BYERLY VOL LIFE IMRF      |
|                      |                   |                     |                       | accrual                    |               |                            |  |
| Ncpers Group Life In | 07/30/2021        | 07/23/2021          | 20210723BDVBYER       | Payroll                    | 64.00         | 20L000 4553 0000 00 000000 | DISTRICTWIDE/BYERLY VOL LIFE IMRF      |
|                      |                   |                     |                       | accrual                    |               |                            |  |
| Ncpers Group Life In | 07/30/2021        | 07/30/2021          | 20210730ADVBYER       | Payroll                    | 40.00         | 10L000 4553 0000 00 000000 | DISTRICTWIDE/BYERLY VOL LIFE IMRF      |
|                      |                   |                     |                       | accrual                    |               |                            |  |
|                      |                   |                     |                       | Totals for 212200256       | 440.00        |                            |  |
|                      |                   |                     |                       |                            |               |                            |  |
| CCSD59               | 07/30/2021        | 07/30/2021          | 20210730ADA15         | Payroll                    | 373.00        | 10L000 4550 0000 00 000000 | DISTRICTWIDE/ANNUITIES PAYABLE         |
|                      |                   |                     |                       | accrual                    |               |                            |  |
| CCSD59               | 07/30/2021        | 07/30/2021          | 20210730ADA03         | Payroll                    | 2,160.00      | 10L000 4550 0000 00 000000 | DISTRICTWIDE/ANNUITIES PAYABLE         |
|                      |                   |                     |                       | accrual                    |               |                            |  |

| <u>VENDOR</u>     | <u>CHECK DATE</u> | <u>INVOICE DATE</u> | <u>INVOICE NUMBER</u> | <u>INVOICE DESCRIPTION</u> | <u>AMOUNT</u> | <u>ACCOUNT NUMBER</u>      | <u>ACCOUNT DESCRIPTION</u>   |
|-------------------|-------------------|---------------------|-----------------------|----------------------------|---------------|----------------------------|--|
| CCSD59            | 07/30/2021        | 07/30/2021          | 20210730ADC03         | Payroll accrual            | 852.50        | 10L000 4550 0000 00 000000 | DISTRICTWIDE/ANNUITIES PAYABLE   |
| CCSD59            | 07/30/2021        | 07/30/2021          | 20210730ADA08         | Payroll accrual            | 3,764.00      | 10L000 4550 0000 00 000000 | DISTRICTWIDE/ANNUITIES PAYABLE   |
| CCSD59            | 07/30/2021        | 07/30/2021          | 20210730ADB08         | Payroll accrual            | 1,604.00      | 10L000 4550 0000 00 000000 | DISTRICTWIDE/ANNUITIES PAYABLE   |
| CCSD59            | 07/30/2021        | 07/30/2021          | 20210730ADA21         | Payroll accrual            | 900.00        | 10L000 4550 0000 00 000000 | DISTRICTWIDE/ANNUITIES PAYABLE   |
| CCSD59            | 07/30/2021        | 07/30/2021          | 20210730ADA37         | Payroll accrual            | 120.00        | 10L000 4550 0000 00 000000 | DISTRICTWIDE/ANNUITIES PAYABLE   |
| CCSD59            | 07/30/2021        | 07/30/2021          | 20210730ADA07         | Payroll accrual            | 275.00        | 10L000 4550 0000 00 000000 | DISTRICTWIDE/ANNUITIES PAYABLE   |
| CCSD59            | 07/30/2021        | 07/30/2021          | 20210730ADC07         | Payroll accrual            | 562.50        | 10L000 4550 0000 00 000000 | DISTRICTWIDE/ANNUITIES PAYABLE   |
|                   |                   |                     |                       | Totals for 212200257       | 10,611.00     |                            |  |
| Fannin, Elizabeth | 07/30/2021        | 07/30/2021          | 20210730ADVCO0        | Payroll accrual            | 940.00        | 10L000 4599 0000 00 000000 | DISTRICTWIDE/MISC PAYABLES   |
|                   |                   |                     |                       | Totals for 212200258       | 940.00        |                            |  |
| This Fund         | 07/30/2021        | 07/25/2021          | 271709-25             | TRIP Payment 20210725      | 299.92        | 10E006 1200 2220 30 000000 | EDUC. SERVICES/SPEC ED/MEDICAL/DISTRICT RESPONSIBILITY/NON-CATEGORICAL/UNRESTRICTED              |
| This Fund         | 07/30/2021        | 07/25/2021          | 271709-25             | TRIP Payment 20210725      | 699.96        | 10E121 1110 2220 30 000000 | BRENTWOOD/GENL INSTR ELEM/MEDICAL/DISTRICT RESPONSIBILITY/NON-CATEGORICAL/UNRESTRICTED           |
| This Fund         | 07/30/2021        | 07/25/2021          | 271709-25             | TRIP Payment 20210725      | 699.96        | 10E132 1110 2220 30 000000 | LOW/GENL INSTR ELEM/MEDICAL/DISTRICT RESPONSIBILITY/NON-CATEGORICAL/UNRESTRICTED                 |
| This Fund         | 07/30/2021        | 07/25/2021          | 271709-25             | TRIP Payment 20210725      | 699.96        | 10E133 1110 2220 30 000000 | RIDGE/GENL INSTR ELEM/MEDICAL/DISTRICT RESPONSIBILITY/NON-CATEGORICAL/UNRESTRICTED               |
| This Fund         | 07/30/2021        | 07/25/2021          | 271709-25             | TRIP Payment 20210725      | 299.92        | 10E133 2410 2220 30 000000 | RIDGE/OFFICE OF PRINCIPAL/MEDICAL/DISTRICT RESPONSIBILITY/NON-CATEGORICAL/UNRESTRICTED           |
| This Fund         | 07/30/2021        | 07/25/2021          | 271709-25             | TRIP Payment 20210725      | 699.96        | 10E135 1110 2220 30 000000 | SALT CREEK/GENL INSTR ELEM/MEDICAL/DISTRICT RESPONSIBILITY/NON-CATEGORICAL/UNRESTRICTED          |
| This Fund         | 07/30/2021        | 07/25/2021          | 271709-25             | TRIP Payment 20210725      | 1,399.92      | 10E242 1120 2220 30 000000 | GROVE/GENL INSTR JR HIGH/MEDICAL/DISTRICT RESPONSIBILITY/NON-CATEGORICAL/UNRESTRICTED            |
| This Fund         | 07/30/2021        | 07/25/2021          | 271709-25             | TRIP Payment 20210725      | 699.96        | 10E068 1800 2220 30 000000 | ENGLISH LANGUAGE LEARNERS/BILINGUAL/MEDICAL/DISTRICT RESPONSIBILITY/NON-CATEGORICAL/UNRESTRICTED |
|                   |                   |                     |                       | Totals for 212200259       | 5,499.56      |                            |  |

| <u>VENDOR</u> | <u>CHECK</u><br><u>DATE</u> | <u>INVOICE</u><br><u>DATE</u> | <u>INVOICE</u><br><u>NUMBER</u> | <u>INVOICE</u><br><u>DESCRIPTION</u> | <u>AMOUNT</u> | <u>ACCOUNT</u><br><u>NUMBER</u> | <u>ACCOUNT</u><br><u>DESCRIPTION</u> |
|---------------|-----------------------------|-------------------------------|---------------------------------|--------------------------------------|---------------|---------------------------------|--------------------------------------|
|---------------|-----------------------------|-------------------------------|---------------------------------|--------------------------------------|---------------|---------------------------------|--------------------------------------|

Totals for checks 3,160,669.33

FUND SUMMARY

| <u>FUND</u> | <u>DESCRIPTION</u>             | <u>BALANCE SHEET</u> | <u>REVENUE</u> | <u>EXPENSE</u> | <u>TOTAL</u> |
|-------------|--------------------------------|----------------------|----------------|----------------|--------------|
| 10          | EDUCATIONAL FUND               | 2,746,672.98         | 0.00           | 5,499.56       | 2,752,172.54 |
| 20          | OPERATIONS & MAINTENANCE FUND  | 129,145.12           | 0.00           | 0.00           | 129,145.12   |
| 40          | TRANSPORTATION FUND            | 3,265.74             | 0.00           | 0.00           | 3,265.74     |
| 50          | MUNICIPAL RETIREMENT/SOC SEC F | 276,085.93           | 0.00           | 0.00           | 276,085.93   |
| ***         | Fund Summary Totals ***        | 3,155,169.77         | 0.00           | 5,499.56       | 3,160,669.33 |

\*\*\*\*\* End of report \*\*\*\*\*

**COMMUNITY CONSOLIDATED SCHOOL DISTRICT 59**  
*Elk Grove Township Schools*

**RESOLUTION: ACCEPTANCE OF FINANCIAL REPORTS**

Background

Financial statements showing the budget status; Investment Report, Activity Statement, Balance Sheet, and monthly Financial Summary Statement are generally presented to the Board of Education approximately six weeks following the month being reported. It is the method by which the Board is apprised of financial activities for the District.

Recommendation

The Administration recommends acceptance of the monthly financial reports. Because the district's finances are subject to audit, the term "accept" is used rather than "approve."

Resolution

Motion made by \_\_\_\_\_, seconded by \_\_\_\_\_  
to adopt the following resolution:

BE IT RESOLVED THAT on the 9th day of August 2021 the Community Consolidated School District 59 Board of Education accept the following Financial Reports:

- 7.03 Acceptance of Financial Reports
- a. Detail Balance Sheet as of June 7, 2021
  - b. Combined Revenue and Expense Report as of June 7, 2021
  - c. Investment Report as of June 7, 2021
  - d. Activity Fund is Statements as of June 7, 2021

| Roll Call Vote: | Ayes                     | Nays                     | Absent                   | Abstain                  |
|-----------------|--------------------------|--------------------------|--------------------------|--------------------------|
| Espino          | <input type="checkbox"/> | <input type="checkbox"/> | <input type="checkbox"/> | <input type="checkbox"/> |
| Lang            | <input type="checkbox"/> | <input type="checkbox"/> | <input type="checkbox"/> | <input type="checkbox"/> |
| Mancilla        | <input type="checkbox"/> | <input type="checkbox"/> | <input type="checkbox"/> | <input type="checkbox"/> |
| Petrielli       | <input type="checkbox"/> | <input type="checkbox"/> | <input type="checkbox"/> | <input type="checkbox"/> |
| Reid            | <input type="checkbox"/> | <input type="checkbox"/> | <input type="checkbox"/> | <input type="checkbox"/> |
| Sagerer         | <input type="checkbox"/> | <input type="checkbox"/> | <input type="checkbox"/> | <input type="checkbox"/> |
| Schumacher      | <input type="checkbox"/> | <input type="checkbox"/> | <input type="checkbox"/> | <input type="checkbox"/> |

AYES:\_\_\_\_\_ NAYS:\_\_\_\_\_ ABSENT:\_\_\_\_\_ ABSTAIN:\_\_\_\_\_

MOTION (approved/defeated) VOTE: \_\_\_\_ - \_\_\_\_ - \_\_\_\_ - \_\_\_\_

\_\_\_\_\_  
President

ATTEST:  
  
\_\_\_\_\_  
Secretary



**MONTHLY  
FINANCIAL STATEMENTS  
JUNE 2021**

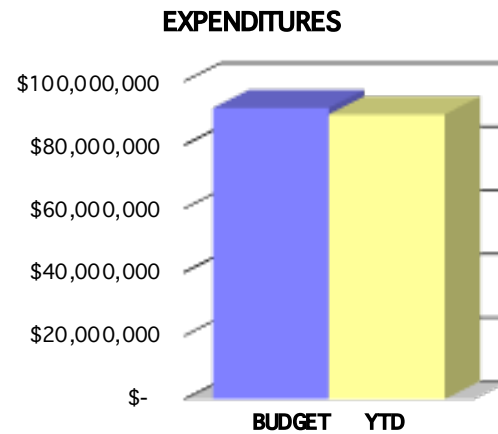
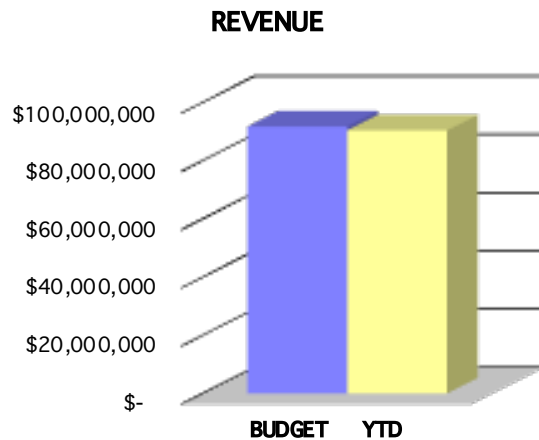
**COMMUNITY CONSOLIDATED SCHOOL DISTRICT 59  
BALANCE SHEET  
ALL FUNDS  
JUNE 2021**

|  | <b>2020-2021<br/>Beginning Balance</b> | <b>Current Month<br/>Activity</b> | <b>Year to Date<br/>Activity</b> | <b>2020-2021<br/>Ending Balance</b> |
|--|--|-----------------------------------|----------------------------------|-------------------------------------|
| Cash   | \$ 16,062,494                          | \$ 787,612                        | \$ (1,648,465)                   | \$ 14,414,029                       |
| Taxes Receivable                                     | 43,247,920                             | 35,478,123                        | 934,617                          | 44,182,537                          |
| Accounts Receivable                                  | 25,094                                 | 4,491                             | (18,325)                         | 6,769                               |
| Due From Other Funds                                 | -                                      | -                                 | -                                | -                                   |
| Due From Other Govt Units                            | 2,652,359                              | 369,107                           | (1,949,632)                      | 702,727                             |
| Accrued Interest Receivable                          | 95,228                                 | 2,803                             | 953                              | 96,181                              |
| Investments  | 97,000,832                             | (9,484,936)                       | (5,764,331)                      | 91,236,501                          |
| Prepaid Expenses                                     | 25                                     | -                                 | -                                | 25                                  |
| <b><u>TOTAL ASSETS</u></b>                           | <b><u>\$ 159,083,952</u></b>           | <b><u>\$ 27,157,200</u></b>       | <b><u>\$ (8,445,183)</u></b>     | <b><u>\$ 150,638,769</u></b>        |
| Accounts Payable                                     | \$ 6,383,003                           | \$ 6,583,550                      | \$ 5,107,746                     | \$ 11,490,749                       |
| Payroll Withholding                                  | 3,952,766                              | 4,283,959                         | 340,355                          | 4,293,121                           |
| Salary and Wages Payable                             | 4,094,251                              | 4,212,333                         | 118,082                          | 4,212,333                           |
| Deferred Income                                      | 59,052                                 | -                                 | (22,238)                         | 36,814                              |
| Due to Activity Funds                                | 78,280                                 | (591)                             | 39,441                           | 117,721                             |
| Prepaid Expenses                                     | 20,000                                 | 211,199                           | (2,049)                          | 17,951                              |
| Deferred Revenue                                     | 9,038,511                              | 872,000                           | 872,000                          | 9,910,511                           |
| <b><u>TOTAL LIABILITIES</u></b>                      | <b><u>\$ 23,625,863</u></b>            | <b><u>\$ 16,162,450</u></b>       | <b><u>\$ 6,453,337</u></b>       | <b><u>\$ 30,079,200</u></b>         |
| <b>TOTAL FUND BALANCE</b>                            | <b>135,458,087</b>                     | <b>10,994,747</b>                 | <b>(14,898,521)</b>              | <b>120,559,566</b>                  |
| <b><u>TOTAL LIABILITIES<br/>AND FUND BALANCE</u></b> | <b><u>\$ 159,083,952</u></b>           | <b><u>\$ 27,157,200</u></b>       | <b><u>\$ (8,445,183)</u></b>     | <b><u>\$ 150,638,764</u></b>        |

**COMMUNITY CONSOLIDATED SCHOOL DISTRICT 59  
SUMMARY STATEMENT OF REVENUES AND EXPENDITURES  
EDUCATIONAL FUND  
JUNE 2021**

|                           | Budget               | Month<br>Actual      | Year to Date<br>Actual | Remaining           | YTD %         |
|---------------------------|----------------------|----------------------|------------------------|---------------------|---------------|
| <b>Revenue</b>            |                      |                      |                        |                     |               |
| Local                     | \$ 74,336,191        | \$ 24,042,320        | \$ 72,961,844          | \$ 1,374,347        | 98.15%        |
| State                     | 12,550,390           | 1,130,419            | 12,851,194             | (300,804)           | 102.40%       |
| Federal                   | 4,816,332            | 565,042              | 4,546,808              | 269,524             | 94.40%        |
| <b>TOTAL REVENUE</b>      | <b>\$ 91,702,913</b> | <b>\$ 25,737,781</b> | <b>\$ 90,359,846</b>   | <b>\$ 1,343,067</b> | <b>98.54%</b> |
| <b>Expenditures</b>       |                      |                      |                        |                     |               |
| Salaries                  | \$ 67,352,215        | \$ 11,878,334        | \$ 65,493,943          | \$ 1,858,272        | 97.24%        |
| Benefits                  | 10,822,530           | 2,021,987            | 11,338,218             | (515,688)           | 104.76%       |
| Purchased Services        | 6,289,575            | 1,195,614            | 6,507,158              | (217,583)           | 103.46%       |
| Supplies                  | 3,509,348            | 392,029              | 3,284,228              | 225,120             | 93.59%        |
| Capital Outlay            | 12,700               | -                    | 20,245                 | (7,545)             | 159.41%       |
| Other                     | 2,980,124            | 75,685               | 2,279,616              | 700,508             | 76.49%        |
| Equipment                 | 595,959              | 18,985               | 594,583                | 1,376               | 99.77%        |
| <b>TOTAL EXPENDITURES</b> | <b>\$ 91,562,451</b> | <b>\$ 15,582,634</b> | <b>\$ 89,517,991</b>   | <b>\$ 2,044,460</b> | <b>97.77%</b> |

**Revenue Over Expenditures**    \$    140,462    \$ 10,155,147    \$    841,855



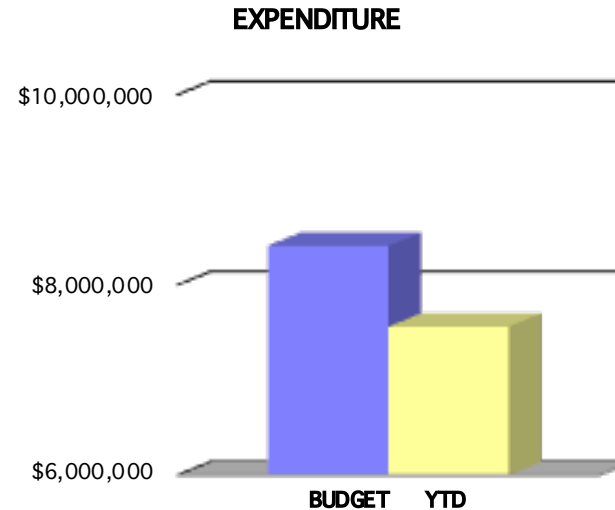
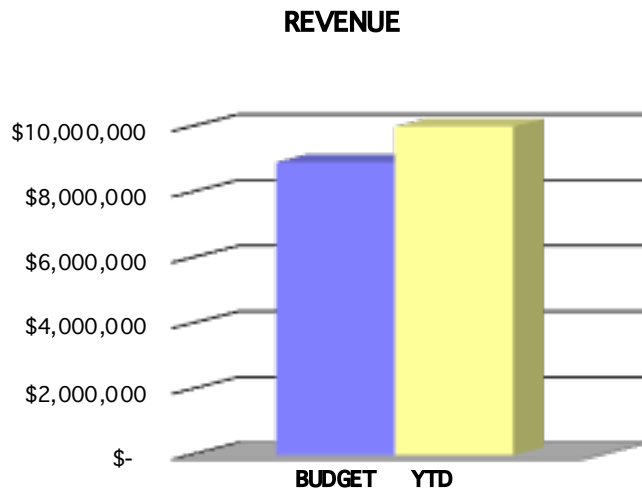
The above Revenue and Expense Budget and YTD figures exclude "Other Financing Sources (Uses)."

**COMMUNITY CONSOLIDATED SCHOOL DISTRICT 59  
STATEMENT OF REVENUES AND EXPENDITURES  
OPERATIONS AND MAINTENANCE FUND  
JUNE 2021**

|                      | Budget              | Month Actual        | Year to Date Actual  | Remaining             | YTD %          |
|----------------------|---------------------|---------------------|----------------------|-----------------------|----------------|
| <b>Revenue</b>       |                     |                     |                      |                       |                |
| Local                | \$ 8,914,291        | \$ 3,000,517        | \$ 11,207,846        | \$ (2,293,555)        | 125.73%        |
| State                | -                   | -                   | -                    | -                     | 0.00%          |
| <b>TOTAL REVENUE</b> | <b>\$ 8,914,291</b> | <b>\$ 3,000,517</b> | <b>\$ 11,207,846</b> | <b>\$ (2,293,555)</b> | <b>125.73%</b> |

|                           |                     |                   |                     |                   |               |
|---------------------------|---------------------|-------------------|---------------------|-------------------|---------------|
| <b>Expenditures</b>       |                     |                   |                     |                   |               |
| Salaries                  | \$ 4,340,890        | \$ 496,560        | \$ 4,051,008        | \$ 289,882        | 93.32%        |
| Benefits                  | 830,776             | 93,558            | 779,407             | 51,369            | 93.82%        |
| Purchased Services        | 1,120,926           | (23,616)          | 921,383             | 199,543           | 82.20%        |
| Supplies                  | 1,492,850           | 197,388           | 1,443,717           | 49,133            | 96.71%        |
| Capital Outlay            | 449,403             | -                 | 275,275             | 174,128           | 61.25%        |
| Other                     | 79,000              | 55                | 59                  | 78,941            | 0.07%         |
| Equipment                 | 96,552              | 3,497             | 90,216              | 6,336             | 93.44%        |
| <b>TOTAL EXPENDITURES</b> | <b>\$ 8,410,397</b> | <b>\$ 767,442</b> | <b>\$ 7,561,065</b> | <b>\$ 849,332</b> | <b>89.90%</b> |

|                                  |                |                  |                  |
|----------------------------------|----------------|------------------|------------------|
| <b>Revenue Over Expenditures</b> | <b>503,894</b> | <b>2,233,075</b> | <b>3,646,781</b> |
|----------------------------------|----------------|------------------|------------------|

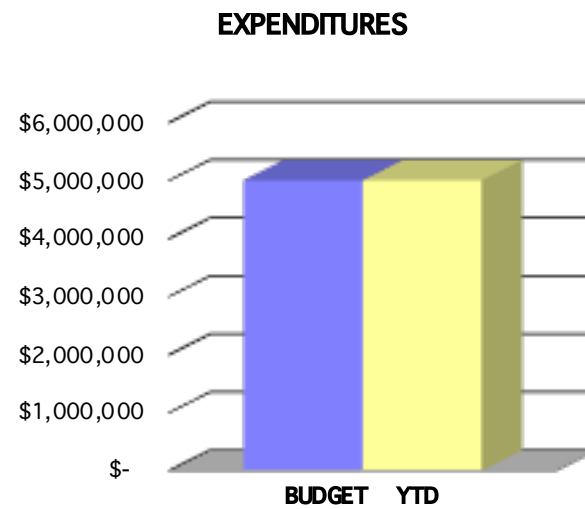
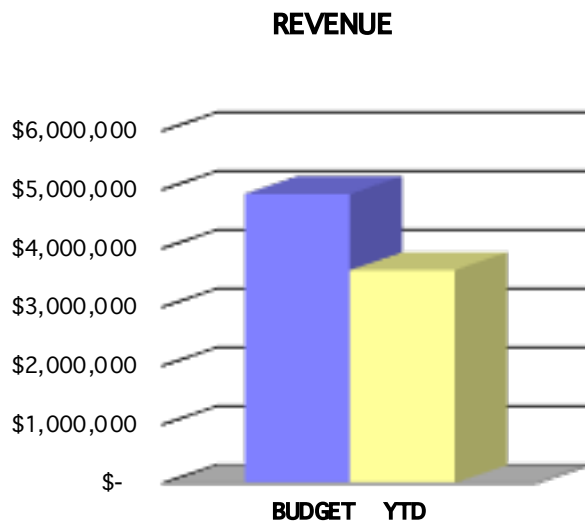


**COMMUNITY CONSOLIDATED SCHOOL DISTRICT 59  
STATEMENT OF REVENUES AND EXPENDITURES  
DEBT SERVICE FUND  
JUNE 2021**

|                      | Budget              | Month Actual        | Year to Date Actual | Remaining           | YTD %         |
|----------------------|---------------------|---------------------|---------------------|---------------------|---------------|
| <b>Revenue</b>       |                     |                     |                     |                     |               |
| Local                | \$ 4,919,243        | \$ 3,250,711        | \$ 3,623,041        | \$ 1,296,202        | 73.65%        |
| <b>TOTAL REVENUE</b> | <b>\$ 4,919,243</b> | <b>\$ 3,250,711</b> | <b>\$ 3,623,041</b> | <b>\$ 1,296,202</b> | <b>73.65%</b> |

|                           |                     |             |                     |              |                |
|---------------------------|---------------------|-------------|---------------------|--------------|----------------|
| <b>Expenditures</b>       |                     |             |                     |              |                |
| Bond Principal Payment    | \$ 3,525,000        | \$ -        | \$ 3,525,000        | \$ -         | 100.00%        |
| Bond Interest Payment     | 1,473,244           | -           | 1,473,244           | -            | 100.00%        |
| Bank Fees                 | 3,000               | -           | 2,925               | 75           | 97.50%         |
| <b>TOTAL EXPENDITURES</b> | <b>\$ 5,001,244</b> | <b>\$ -</b> | <b>\$ 5,001,169</b> | <b>\$ 75</b> | <b>100.00%</b> |

|                                  |                 |                  |                    |
|----------------------------------|-----------------|------------------|--------------------|
| <b>Revenue Over Expenditures</b> | <b>(82,001)</b> | <b>3,250,711</b> | <b>(1,378,128)</b> |
|----------------------------------|-----------------|------------------|--------------------|

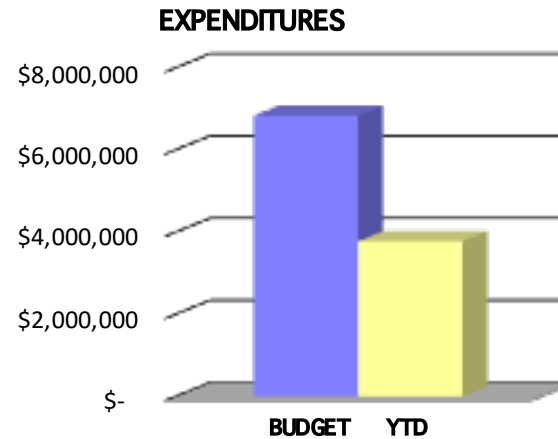
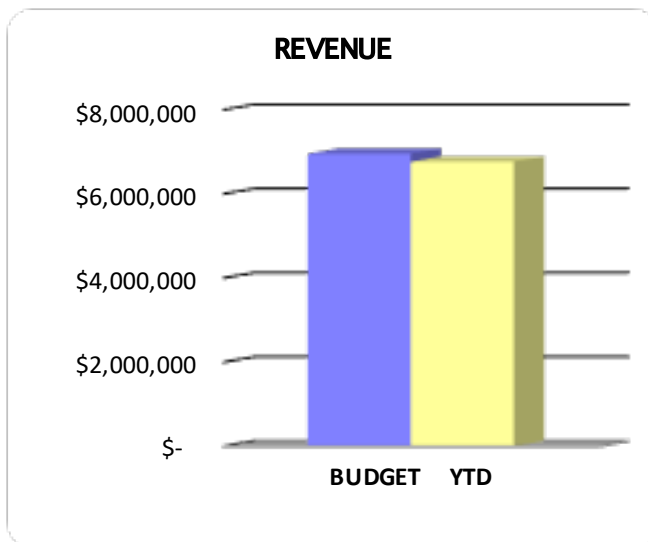


**COMMUNITY CONSOLIDATED SCHOOL DISTRICT 59  
STATEMENT OF REVENUES AND EXPENDITURES  
TRANSPORTATION FUND  
JUNE 2021**

|                      | Budget              | Month Actual       | Year to Date Actual | Remaining         | YTD %         |
|----------------------|---------------------|--------------------|---------------------|-------------------|---------------|
| <b>Revenue</b>       |                     |                    |                     |                   |               |
| Local                | \$ 4,557,610        | \$1,479,336        | \$ 4,492,341        | \$ 65,269         | 98.57%        |
| State                | 2,396,218           | 586,535            | 2,272,028           | 124,190           | 94.82%        |
| <b>TOTAL REVENUE</b> | <b>\$ 6,953,828</b> | <b>\$2,065,871</b> | <b>\$ 6,764,369</b> | <b>\$ 189,459</b> | <b>97.28%</b> |

|                           |                     |                   |                     |                     |               |
|---------------------------|---------------------|-------------------|---------------------|---------------------|---------------|
| <b>Expenditures</b>       |                     |                   |                     |                     |               |
| Salaries                  | \$ 249,537          | \$ 32,248         | \$ 118,594          | \$ 130,943          | 47.53%        |
| Benefits                  | 35,250              | 2,712             | 24,242              | 11,008              | 68.77%        |
| Purchased Services        | 6,272,997           | 588,104           | 3,537,794           | 2,735,203           | 56.40%        |
| Supplies                  | 250,100             | 17,915            | 95,938              | 154,162             | 38.36%        |
| Other                     | 15,281              | 105               | 179                 | 15,102              | 1.17%         |
| Equipment                 | 5,000               | -                 | -                   | 5,000               | 0.00%         |
| <b>TOTAL EXPENDITURES</b> | <b>\$ 6,828,165</b> | <b>\$ 641,084</b> | <b>\$ 3,776,747</b> | <b>\$ 3,051,418</b> | <b>55.31%</b> |

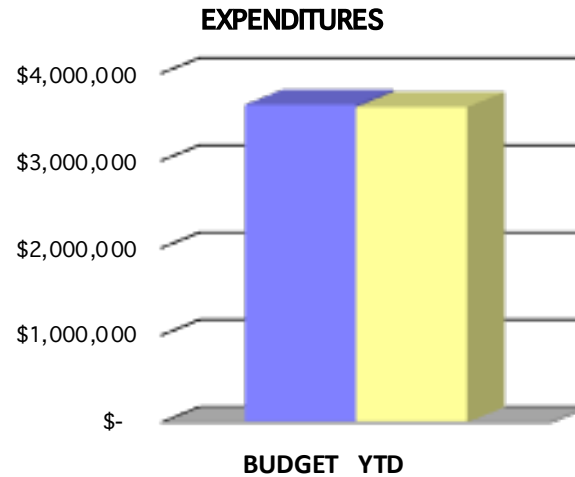
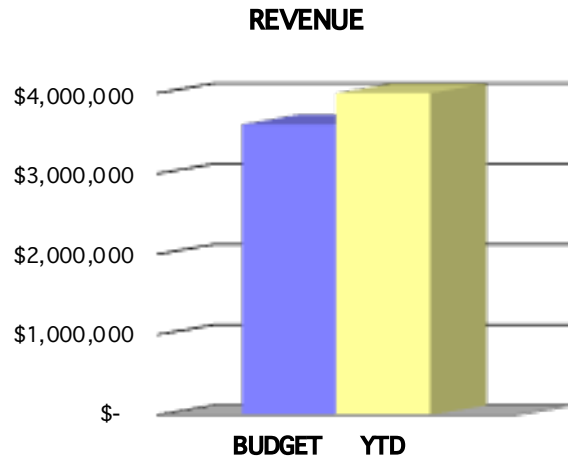
|                                  |                |                  |                  |
|----------------------------------|----------------|------------------|------------------|
| <b>Revenue Over Expenditures</b> | <b>125,663</b> | <b>1,424,787</b> | <b>2,987,622</b> |
|----------------------------------|----------------|------------------|------------------|



**COMMUNITY CONSOLIDATED SCHOOL DISTRICT 59  
STATEMENT OF REVENUES AND EXPENDITURES  
ILLINOIS MUNICIPAL RETIREMENT/SOCIAL SECURITY FUND  
JUNE 2021**

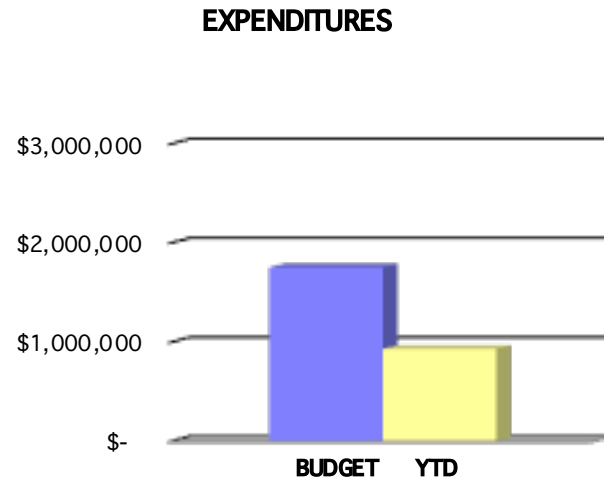
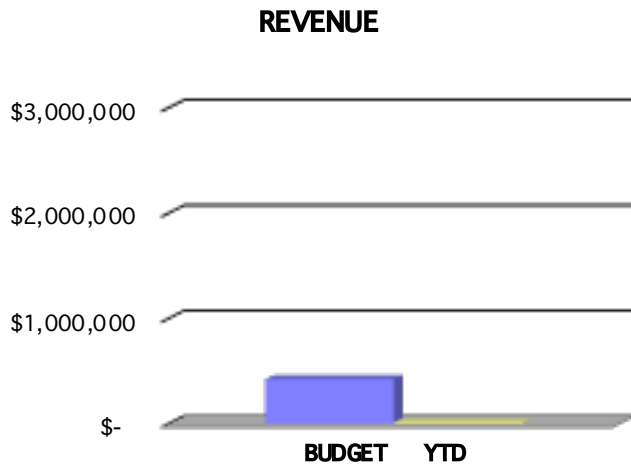
|                           | Budget              | Month<br>Actual     | Year to Date<br>Actual | Remaining           | YTD %          |
|---------------------------|---------------------|---------------------|------------------------|---------------------|----------------|
| <b>Revenue</b>            |                     |                     |                        |                     |                |
| Local                     | \$ 3,610,363        | \$ 1,180,432        | \$ 4,224,321           | \$ (613,958)        | 117.01%        |
| <b>TOTAL REVENUE</b>      | <b>\$ 3,610,363</b> | <b>\$ 1,180,432</b> | <b>\$ 4,224,321</b>    | <b>\$ (613,958)</b> | <b>117.01%</b> |
| <b>Expenditures</b>       |                     |                     |                        |                     |                |
| Benefits                  | \$ 3,618,109        | \$ 530,620          | \$ 3,611,173           | \$ 6,936            | 99.81%         |
| Other                     | 20,000              | -                   | -                      | 20,000              | 0.00%          |
| <b>TOTAL EXPENDITURES</b> | <b>\$ 3,638,109</b> | <b>\$ 530,620</b>   | <b>\$ 3,611,173</b>    | <b>\$ 26,936</b>    | <b>99.26%</b>  |

|                                  |                 |                |                |
|----------------------------------|-----------------|----------------|----------------|
| <b>Revenue Over Expenditures</b> | <b>(27,746)</b> | <b>649,812</b> | <b>613,148</b> |
|----------------------------------|-----------------|----------------|----------------|



**COMMUNITY CONSOLIDATED SCHOOL DISTRICT 59  
STATEMENT OF REVENUES AND EXPENDITURES  
CAPITAL PROJECTS FUND  
JUNE 2021**

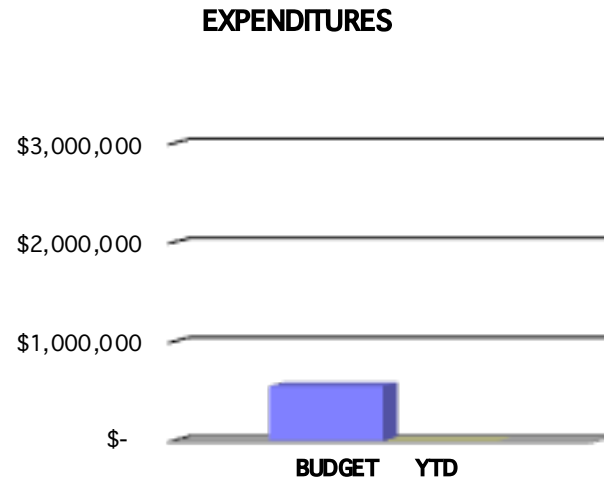
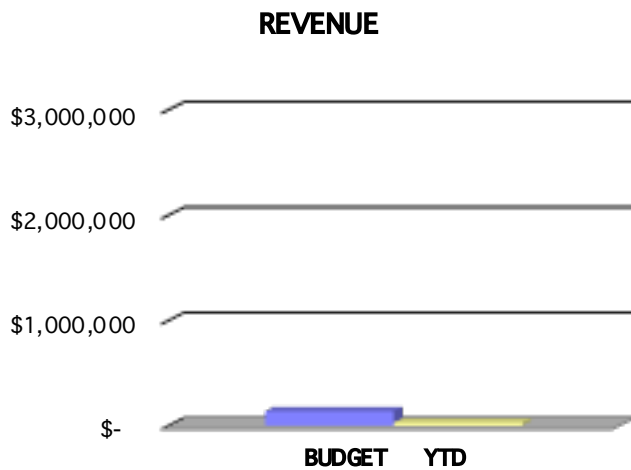
|                                  | Budget                | Month Actual        | Year to Date Actual | Remaining         | YTD %         |
|----------------------------------|-----------------------|---------------------|---------------------|-------------------|---------------|
| <b>Revenue</b>                   |                       |                     |                     |                   |               |
| Local                            | \$ -                  | \$ 1,135            | \$ 7,682            | \$ (7,682)        |               |
| WC Abatement                     | 420,000               | -                   | -                   | 420,000           | 0.00%         |
| <b>TOTAL REVENUE</b>             | <b>\$ 420,000</b>     | <b>\$ 1,135</b>     | <b>\$ 7,682</b>     | <b>\$ 412,318</b> | <b>1.83%</b>  |
| <b>Expenditures</b>              |                       |                     |                     |                   |               |
| Purchased Services               | \$ -                  | \$ 22,692           | \$ 175,450          | \$ (175,450)      |               |
| Capital Outlay                   | 1,750,117             | 605,685             | 753,273             | 996,844           | 43.04%        |
| <b>TOTAL EXPENDITURES</b>        | <b>- \$ 1,750,117</b> | <b>\$ 628,377</b>   | <b>\$ 928,723</b>   | <b>\$ 821,394</b> | <b>53.07%</b> |
| <b>Revenue Over Expenditures</b> | <b>\$ (1,330,117)</b> | <b>\$ (627,242)</b> | <b>\$ (921,041)</b> |                   |               |





**COMMUNITY CONSOLIDATED SCHOOL DISTRICT 59  
STATEMENT OF REVENUES AND EXPENDITURES  
WORKING CASH FUND  
JUNE 2021**

|                                  | Budget              | Month<br>Actual | Year to Date<br>Actual | Remaining         | YTD %         |
|----------------------------------|---------------------|-----------------|------------------------|-------------------|---------------|
| <b>Revenue</b>                   |                     |                 |                        |                   |               |
| Local                            | \$ 134,000          | \$ 1,252        | \$ 29,605              | \$ 104,395        | 22.09%        |
| <b>TOTAL REVENUE</b>             | <b>\$ 134,000</b>   | <b>\$ 1,252</b> | <b>\$ 29,605</b>       | <b>\$ 104,395</b> | <b>22.09%</b> |
| <b>Expenditures</b>              |                     |                 |                        |                   |               |
| Other Objects                    | \$ 420,000          | \$ -            | \$ -                   | \$ 420,000        | 0.00%         |
| Inter-Fund Transfer              | \$ 134,000          | \$ -            | \$ -                   | \$ 134,000        | 0.00%         |
| <b>TOTAL EXPENDITURES</b>        | <b>\$ 554,000</b>   | <b>\$ -</b>     | <b>\$ -</b>            | <b>\$ 554,000</b> | <b>0.00%</b>  |
| <b>Revenue Over Expenditures</b> | <b>\$ (420,000)</b> | <b>\$ 1,252</b> | <b>\$ 29,605</b>       |                   |               |

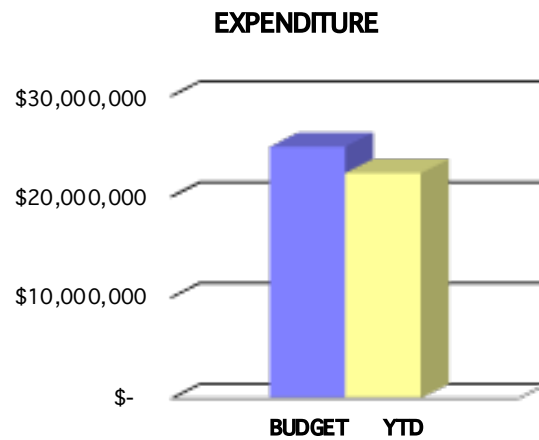
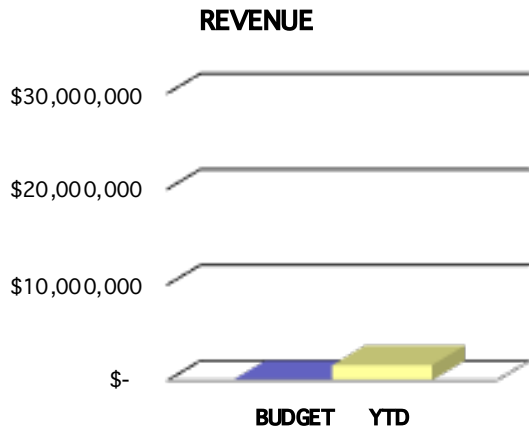


**COMMUNITY CONSOLIDATED SCHOOL DISTRICT 59  
STATEMENT OF REVENUES AND EXPENDITURES  
HEALTH & LIFE SAFETY FUND  
JUNE 2021**

|                          | Budget      | Month Actual        | Year to Date Actual | Remaining             | YTD % |
|--------------------------|-------------|---------------------|---------------------|-----------------------|-------|
| <b>Revenue</b>           |             |                     |                     |                       |       |
| Local                    | \$ -        | \$ 1,393,349        | \$ 1,587,810        | \$ (1,587,810)        |       |
| State                    | -           | -                   | -                   | \$ -                  |       |
| Interest on Investment   | -           | -                   | -                   | \$ -                  |       |
| Principal on Bonds Sold  | -           | -                   | -                   | -                     |       |
| Premium on Sale of Bonds | -           | -                   | -                   | -                     |       |
| <b>TOTAL REVENUE</b>     | <b>\$ -</b> | <b>\$ 1,393,349</b> | <b>\$ 1,587,810</b> | <b>\$ (1,587,810)</b> |       |

|                           |                        |                     |                      |                     |               |
|---------------------------|------------------------|---------------------|----------------------|---------------------|---------------|
| <b>Expenditures</b>       |                        |                     |                      |                     |               |
| Purchased Services        | \$ -                   | \$ -                | \$ -                 | \$ -                |               |
| Supplies                  | -                      | -                   | -                    | -                   |               |
| Equipment                 | -                      | -                   | -                    | -                   |               |
| Capital Outlay            | 24,934,078             | 7,486,160           | 22,306,190           | 2,627,888           | 89.46%        |
| Contingency/Other         | -                      | -                   | -                    | -                   |               |
| <b>TOTAL EXPENDITURES</b> | <b>- \$ 24,934,078</b> | <b>\$ 7,486,160</b> | <b>\$ 22,306,190</b> | <b>\$ 2,627,888</b> | <b>89.46%</b> |

**Revenue Over Expenditures**      (24,934,078)      (6,092,811)      (20,718,380)



**INVESTMENT REPORT**  
**JUNE 2021**

**Community Consolidated School District 59  
Investment Summary Report  
as of June 30, 2021**

|   |                  |
|---|------------------|
| Average Interest Rate of Investments at Month End | <b>4.06%</b>     |
| Average Days to Maturity from Month End           | <b>3,109</b>     |
| Interest Received Year to Date                    | <b>\$655,386</b> |

| <b>Investment Totals by Type</b>             | <b>Original Cost</b> |                | <b>Market Value at<br/>June 30, 2021</b> |
|--|----------------------|----------------|--|
| Certificates of Deposit                      | \$0                  | 0.00%          | \$0                                      |
| Commercial Paper                             | \$0                  | 0.00%          | \$0                                      |
| Corporate Bond                               | \$8,091,143          | 8.88%          | \$8,059,559                              |
| Government Agencies                          | \$10,571,790         | 11.60%         | \$10,689,980                             |
| Treasuries                                   | \$2,941,110          | 3.23%          | \$2,943,149                              |
| Money Market                                 | \$69,498,118         | 76.29%         | 69,498,118                               |
| <b>Total Investments</b>                     | <b>\$91,102,162</b>  | <b>100.00%</b> | <b>\$91,190,806</b>                      |
| Accumulated amortization as of June 30, 2021 | (345,357)            |                |  |
| Market Valuation at June 30, 2020            | 479,697              |                |  |

**Investments as recorded in the Financial Statements at June 30, 2021** **\$91,236,502**

| <b>Interest Percentage Allocation by Fund</b> |      |
|---|------|
| Educational Fund                              | 55%  |
| Operations and Maintenance Fund               | 12%  |
| Debt Service Fund                             | 5%   |
| Transportation Fund                           | 6%   |
| IMRF & Social Security Fund                   | 1%   |
| Capital Project                               | 10%  |
| Working Cash Fund                             | 11%  |
|   | 100% |

| Investment Detail<br>June 30, 2021 | Security Identifier | Type           | Holding   | Purchase<br>(Settlement)<br>Date | Maturity Date | Interest Rate | Original Cost<br>Basis | Adjusted Cost<br>Basis | Acc Amort  | Market Value  |
|------------------------------------|---------------------|----------------|-----------|----------------------------------|---------------|---------------|------------------------|------------------------|------------|---------------|
| Northern Trust 4325                | 3800742012          | Money Mkt.     |           |                                  |               | 0.00%         | 25,844,678.93          | 25,844,678.93          | 0.00       | 25,844,678.93 |
| Market Value with MM               |                     |                |           |                                  |               |               | 25,844,678.93          | 25,844,678.93          | 0.00       | 25,844,678.93 |
| PMA                                | 10209-101 Max       | Money Mkt. Max |           |                                  |               | 0.02%         | 33,457,032.79          | 33,457,032.79          | 0.00       | 33,457,032.79 |
| Total CDs, MM & Treasury           |                     |                |           |                                  |               |               | 33,457,032.79          | 33,457,032.79          | 0.00       | 33,457,032.79 |
| William Blair                      | 71-0146-01-01       | Money Mkt.     |           |                                  |               |               | 12,324.93              | 12,324.93              | 0          | 12,324.93     |
| William Blair                      | 3128LXHN3           | FHLMC          | G02037    | 8/28/2013                        | 1/1/2036      | 6.500%        | 38,940.64              | 36,781.86              | 2,158.78   | 41,593.66     |
| William Blair                      | 3128M54K3           | FHLMC          | G04126    | 6/27/2016                        | 6/1/2037      | 6.000%        | 76,245.34              | 72,053.53              | 4,191.81   | 77,849.99     |
| William Blair                      | 3128M5ZS2           | FHLMC          | G04053    | 8/30/2013                        | 3/1/2038      | 5.500%        | 140,945.14             | 134,412.36             | 6,532.78   | 149,519.80    |
| William Blair                      | 3128M6JK5           | FHLMC          | G04466    | 8/25/2015                        | 7/1/2038      | 5.500%        | 89,895.13              | 85,343.48              | 4,551.65   | 92,180.86     |
| William Blair                      | 3128M6P28           | FHLMC          | G04641    | 8/12/2019                        | 6/1/2038      | 6.000%        | 260,179.28             | 255,330.36             | 4,848.92   | 261,471.84    |
| William Blair                      | 3128M7QT6           | FHLMC          | G05566    | 12/5/2017                        | 12/1/2038     | 5.500%        | 70,646.25              | 67,624.12              | 3,022.13   | 71,989.44     |
| William Blair                      | 3128MC4V4           | FHLMC          | G14236    | 1/28/2015                        | 6/1/2026      | 4.500%        | 21,968.53              | 19,716.56              | 2,251.97   | 20,612.19     |
| William Blair                      | 3128PPUZ4           | FHLMC          | J10600    | 8/30/2013                        | 8/1/2024      | 4.000%        | 18,907.35              | 17,056.64              | 1,850.71   | 18,024.90     |
| William Blair                      | 3128PSLB1           | FHLMC          | J13022    | 12/30/2013                       | 9/1/2025      | 4.000%        | 15,883.02              | 14,232.97              | 1,650.05   | 14,956.31     |
| William Blair                      | 3128PVWL0           | FHLMC          | J16051    | 2/21/2016                        | 7/1/2026      | 4.500%        | 85,070.21              | 81,811.90              | 3,258.31   | 85,756.46     |
| William Blair                      | 31292LCA1           | FHLMC          | C03665    | 12/30/2013                       | 4/1/2041      | 9.000%        | 14,629.06              | 13,502.54              | 1,126.52   | 14,263.68     |
| William Blair                      | 3129405F2           | FHLMC          | A92646    | 8/30/2013                        | 6/1/2040      | 5.500%        | 13,883.16              | 13,279.41              | 603.75     | 14,542.28     |
| William Blair                      | 3132J4Q77           | FHLMC          | G31177    | 7/15/2019                        | 1/1/2029      | 6.000%        | 342,800.98             | 331,518.41             | 11,282.57  | 349,634.22    |
| William Blair                      | 31335AMP0           | FHLMC          | G60366    | 2/15/2017                        | 9/15/2036     | 6.000%        | 45,745.77              | 43,784.85              | 1,960.92   | 46,858.23     |
| William Blair                      | 31335AXH6           | FHLMC          | G60680    | 8/26/2019                        | 9/1/2039      | 6.500%        | 274,568.86             | 269,002.17             | 5,566.69   | 276,407.32    |
| William Blair                      | 31335AXJ2           | FHLMC          | FG G60681 | 6/30/2020                        | 2/1/2039      | 7.000%        | 187,362.26             | 184,506.43             | 2,855.83   | 181,379.55    |
| William Blair                      | 31335BTF3           | FHLMC          | G61450    | 6/14/2018                        | 4/1/2040      | 6.000%        | 503,997.10             | 492,204.82             | 11,792.28  | 534,208.04    |
| Total Gold Motgage-Backed          |                     |                |           |                                  |               |               | 2,201,668.08           | 2,132,162.41           | 69,505.67  | 2,251,248.77  |
| William Blair                      | 31374CMC7           | FNMA           | 310055    | 6/25/2019                        | 1/1/2036      | 6.500%        | 296,263.35             | 288,779.87             | 7,483.48   | 303,149.30    |
| William Blair                      | 3138EHB35           | FNMA           | AL0957    | 8/25/2015                        | 7/1/2021      | 4.000%        | 579.94                 | 2.55                   | 577.39     | 2.06          |
| William Blair                      | 3138EHHB1           | FNMA           | AL1125    | 8/30/2013                        | 9/1/2026      | 4.500%        | 213,806.13             | 207,544.50             | 6,261.63   | 216,700.71    |
| William Blair                      | 3138EKE35           | FNMA           | AL2853    | 10/30/2017                       | 6/1/2026      | 4.500%        | 198,030.88             | 195,367.16             | 2,663.72   | 196,054.66    |
| William Blair                      | 3138EKHV0           | FNMA           | AL2943    | 1/29/2021                        | 7/1/2025      | 5.000%        | 77,104.06              | 76,339.22              | 764.84     | 77,103.60     |
| William Blair                      | 3138ENZ36           | FNMA           | AL6161    | 2/16/2021                        | 12/1/2029     | 3.500%        | 563,894.16             | 560,534.68             | 3,359.48   | 562,671.22    |
| William Blair                      | 3138EPDR2           | FNMA           | AL6411    | 9/8/2017                         | 12/1/2037     | 7.000%        | 374,339.96             | 359,819.85             | 14,520.11  | 373,211.50    |
| William Blair                      | 3138EPDS0           | FNMA           | AL6412    | 9/25/2019                        | 9/1/2035      | 7.500%        | 112,650.31             | 110,411.23             | 2,239.08   | 112,394.60    |
| William Blair                      | 3138EPDT8           | FNMA           | AL6413    | 9/25/2019                        | 8/1/2034      | 8.000%        | 79,984.01              | 78,333.81              | 1,650.20   | 80,262.28     |
| William Blair                      | 3138ER5T3           | FNMA           | AL9857    | 2/17/2017                        | 6/25/2025     | 4.000%        | 991,216.67             | 940,089.12             | 51,127.55  | 971,571.61    |
| William Blair                      | 3138ERHB9           | FNMA           | AL9225    | 10/14/2016                       | 1/1/2042      | 6.000%        | 347,097.55             | 331,363.73             | 15,733.82  | 346,219.74    |
| William Blair                      | 3138ERHC7           | FNMA           | AL9226    | 10/14/2016                       | 12/1/2041     | 5.500%        | 243,085.64             | 232,461.22             | 10,624.42  | 242,908.60    |
| William Blair                      | 3138ERY46           | FNMA           | AL9730    | 1/25/2017                        | 2/1/2027      | 4.500%        | 367,745.54             | 349,074.73             | 18,670.81  | 358,952.36    |
| William Blair                      | 3138ETPP5           | FNMA           | AL8529    | 11/20/2018                       | 11/1/2024     | 7.000%        | 152,362.12             | 140,680.07             | 11,682.05  | 143,918.39    |
| William Blair                      | 31408AK33           | FNMA           | 845514    | 8/30/2013                        | 7/1/2021      | 6.000%        | 3,917.92               | 384.54                 | 3,533.38   | 384.04        |
| William Blair                      | 3140J5PN3           | FNMA           | BM1328    | 4/26/2019                        | 1/1/2042      | 6.000%        | 277,606.16             | 273,239.46             | 4,366.70   | 291,621.22    |
| William Blair                      | 3140J74K8           | FNMA           | BM3525    | 2/12/2018                        | 4/1/2041      | 6.000%        | 992,691.30             | 964,416.43             | 28,274.87  | 1,025,011.90  |
| William Blair                      | 3140J9VP3           | FNMA           | BM5121    | 7/25/2019                        | 12/1/2048     | 5.500%        | 1,011,549.58           | 1,002,421.06           | 9,128.52   | 1,066,865.82  |
| William Blair                      | 3140J9YA3           | FNMA           | BM5204    | 8/28/2020                        | 6/1/2040      | 6.500%        | 206,376.86             | 204,022.04             | 2,354.82   | 199,001.86    |
| William Blair                      | 3140QABY5           | FNMA           | CA2754    | 3/26/2019                        | 11/1/2033     | 4.500%        | 282,066.64             | 277,580.99             | 4,485.65   | 290,347.50    |
| William Blair                      | 3140QDSV7           | FNMA           | FNCA5931  | 5/25/2021                        | 5/1/2035      | 4.000%        | 176,356.77             | 176,151.20             | 205.57     | 175,611.02    |
| William Blair                      | 3140QGJN8           | FNMA           | FNCA8368  | 12/28/2020                       | 12/1/2035     | 2.000%        | 200,199.88             | 199,554.35             | 645.53     | 196,912.52    |
| William Blair                      | 3140X44V5           | FNMA           | FM1735    | 10/25/2019                       | 10/1/2038     | 6.500%        | 441,939.55             | 433,413.78             | 8,525.77   | 454,661.82    |
| William Blair                      | 31415W3U5           | FNMA           | 991911    | 12/30/2013                       | 11/1/2038     | 7.000%        | 32,400.04              | 30,678.60              | 1,721.44   | 32,000.98     |
| William Blair                      | 31417KYR2           | FNMA           | AC1619    | 8/30/2013                        | 8/1/2039      | 5.500%        | 193,187.09             | 182,359.80             | 10,827.29  | 198,969.46    |
| William Blair                      | 31418MY30           | FNMA           | AD0729    | 8/12/2019                        | 12/01/2030    | 7.500%        | 285,057.46             | 273,373.21             | 11,684.25  | 279,720.28    |
| William Blair                      | 31418MY55           | FNMA           | AD0731    | 7/27/2020                        | 8/1/2037      | 7.500%        | 248,612.77             | 245,079.41             | 3,533.36   | 242,502.21    |
| Total Mortgage Backed              |                     |                |           |                                  |               |               | 8,370,122.34           | 8,133,476.61           | 236,645.73 | 8,438,731.26  |

| Investment Detail<br>June 30, 2021 | Security Identifier | Type                | Holding          | Purchase (Settlement) Date | Maturity Date | Interest Rate | Original Cost Basis  | Adjusted Cost Basis  | Acc Amort           | Market Value           |
|------------------------------------|---------------------|---------------------|------------------|----------------------------|---------------|---------------|----------------------|----------------------|---------------------|------------------------|
| William Blair                      | 025816BN8           | CORPORATE BOND      | AMERICAN EXPRESS | 5/3/2021                   | 08/01/2022    | 0.786%        | 402,352.00           | 402,025.17           | 326.83              | 402,137.54             |
| William Blair                      | 02665WBJ9           | CORPORATE BOND      | AMERICAN HONDA   | 10/29/2018                 | 09/09/2021    | 2.910%        | 404,000.00           | 400,275.47           | 3,724.53            | 400,421.26             |
| William Blair                      | 05531FBG7           | CORPORATE BOND      | BB&T CORP.       | 2/9/2021                   | 06/20/2022    | 3.050%        | 414,592.00           | 410,107.28           | 4,484.72            | 409,908.90             |
| William Blair                      | 06051GGH6           | CORPORATE BOND      | BANK OF AMER CRP | 6/28/2021                  | 01/20/2023    | 1.348%        | 276,749.00           | 276,723.55           | 25.45               | 276,607.12             |
| William Blair                      | 06406RAJ6           | CORPORATE BOND      | BANK OF NY MELLO | 2/12/2021                  | 08/11/2023    | 3.450%        | 431,732.00           | 426,865.70           | 4,866.30            | 426,019.10             |
| William Blair                      | 14913R2M8           | CORPORATE BOND      | CATERPILLAR      | 5/17/2021                  | 05/17/2024    | 0.255%        | 500,000.00           | 500,000.00           | 0.00                | 400,373.22             |
| William Blair                      | 17308CC38           | CORPORATE BOND      | CITIGROUP INC    | 5/3/2021                   | 11/04/2022    | 0.8800%       | 401,132.00           | 400,771.18           | 360.82              | 400,896.14             |
| William Blair                      | 38141GGQ1           | CORPORATE BOND      | GoLDMAN SACHS GP | 2/25/2021                  | 07/27/2021    | 5.250%        | 408,520.00           | 401,457.37           | 7,062.63            | 401,391.72             |
| William Blair                      | 46647PCA2           | CORPORATE BOND      | JPMORGAN CHASE   | 3/16/2021                  | 03/16/2024    | 0.590%        | 400,801.75           | 400,705.98           | 95.77               | 402,146.39             |
| William Blair                      | 49327M3B8           | CORPORATE BOND      | KEY BANK         | 12/16/2020                 | 01/03/2024    | 0.440%        | 350,072.00           | 350,071.39           | 0.61                | 450,413.37             |
| William Blair                      | 594918BW3           | CORPORATE BOND      | MICROSOFT CORP   | 8/30/2019                  | 02/06/2022    | 2.400%        | 406,996.00           | 401,647.84           | 5,348.16            | 404,717.89             |
| William Blair                      | 6174468K8           | CORPORATE BOND      | MORGAN STANLEY   | 3/18/2021                  | 01/20/2023    | 0.72522%      | 426,474.75           | 425,988.56           | 486.19              | 426,207.00             |
| William Blair                      | 69349LAK4           | CORPORATE BOND      | PNC BANK         | 6/8/2021                   | 01/30/2023    | 2.95000%      | 416,536.00           | 415,861.05           | 674.95              | 415,181.02             |
| William Blair                      | 713448DM7           | CORPORATE BOND      | PEPSICO INC      | 2/22/2021                  | 10/06/2021    | 0.76725%      | 150,517.50           | 150,254.85           | 262.65              | 150,227.60             |
| William Blair                      | 718172CA5           | CORPORATE BOND      | PHILIP MORRIS    | 5/20/2020                  | 08/17/2022    | 2.375%        | 361,396.00           | 355,552.18           | 5,843.82            | 357,877.90             |
| William Blair                      | 74460WAB3           | CORPORATE BOND      | PUBLIC STORATE   | 4/23/2021                  | 04/23/2024    | 0.480%        | 375,451.75           | 375,415.41           | 36.34               | 375,585.00             |
| William Blair                      | 808513BM6           | CORPORATE BOND      | CHARLES SCHWAB   | 3/18/2021                  | 03/18/2024    | 0.510%        | 400,646.25           | 400,601.26           | 44.99               | 402,654.77             |
| William Blair                      | 87236YAG3           | CORPORATE BOND      | TD AMERITRADE    | 3/1/2021                   | 11/01/2021    | 0.635%        | 350,864.50           | 350,416.67           | 447.83              | 350,341.32             |
| William Blair                      | 89236THV0           | CORPORATE BOND      | TOYOTA MTR CRD   | 3/18/2021                  | 01/11/2024    | 0.367%        | 400,724.50           | 400,654.68           | 69.82               | 401,276.82             |
| William Blair                      | 91159HHP8           | CORPORATE BOND      | US BANCORP       | 2/8/2021                   | 01/24/2022    | 2.625%        | 408,576.00           | 404,684.36           | 3,891.64            | 404,667.42             |
| William Blair                      | 949746SA0           | CORPORATE BOND      | WELLS FARGO CO   | 3/4/2021                   | 07/26/2021    | 2.100%        | 403,008.80           | 400,522.36           | 2,486.44            | 400,507.92             |
| Total Corporate Bond               |                     |                     |                  |                            |               |               | 8,091,142.80         | 8,050,602.31         | 40,540.49           | 8,059,559.42           |
| William Blair                      | 912803AX1           | SOVEREIGN BOND      | STRIP PRINC      | 1/14/2020                  | 08/15/2021    | 0.000%        | 765,897.00           | 774,250.76           | (8,353.76)          | 774,956.64             |
| William Blair                      | 9128285V8           | US TREASURY BOND    |                  | 12/15/2020                 | 01/15/2022    | 2.500%        | 557,803.97           | 552,075.92           | 5,728.05            | 552,131.85             |
| William Blair                      | 9128287G9           | US TREASURY BOND    |                  | 8/14/2020                  | 07/31/2021    | 0.330%        | 290,346.37           | 290,015.01           | 331.36              | 290,055.90             |
| William Blair                      | 912828YN4           | US TREASURY BOND    |                  | 9/28/2020                  | 10/31/2021    | 0.395%        | 551,452.22           | 550,692.85           | 759.37              | 550,566.54             |
| William Blair                      | 912828Z45           | US TREASURY BOND    |                  | 11/20/2020                 | 01/31/2022    | 0.234%        | 300,459.00           | 300,271.74           | 187.26              | 300,271.02             |
| William Blair                      | 91282CBK6           | US TREASURY BOND    |                  | 3/25/2021                  | 01/31/2023    | 0.069%        | 475,151.77           | 475,138.69           | 13.08               | 475,166.83             |
| Total US Treasury Bond             |                     |                     |                  |                            |               |               | 2,941,110.33         | 2,942,444.97         | (1,334.64)          | 2,943,148.78           |
| Fixed Income Total                 |                     |                     |                  |                            |               |               | 21,604,043.55        | 21,258,686.30        | 345,357.25          | 21,692,688.23          |
| Total Securities                   |                     |                     |                  |                            |               |               | 21,616,368.48        | 21,271,011.23        | 345,357.25          | 21,705,013.16          |
| PMA-2015 Working Cash Bond         | 10209-203           | Money Mkt.          |                  |                            |               | 0.02%         | 679.79               | 679.79               | 0.00                | 679.79                 |
| PMA-2020 Bond Proceeds             | 10209-204 Max       | Municipal Advis Acc |                  |                            |               | 0.02%         | 10,183,401.67        | 10,183,401.67        | 0.00                | 10,183,401.67          |
|                                    |                     |                     |                  |                            |               |               |                      |                      |                     |                        |
| <b>Total</b>                       |                     |                     |                  |                            |               |               | <b>91,102,161.66</b> | <b>90,756,804.41</b> | <b>\$345,357.25</b> | <b>\$91,190,806.34</b> |

**ACTIVITY FUND STATEMENTS**  
**JUNE 2021**





**Activity Funds Statement  
Detail for the Month of June 2021**

|                |             |   |                     |   |           |           |
|----------------|-------------|---|---------------------|---|-----------|-----------|
| <b>80L002</b>  | <b>4800</b> | <b>Mobile Home Back To School</b>                             |                     |   |           |           |
|                |             | Current Month Beginning Balance                               |                     |   |           | 55,986.56 |
|                | 6/30/2021   | AP  | Comcast             | Internet Service for CCSD59 Families                                  | 187261    | (88.96)   |
|                | 6/30/2021   | AP  | BMO Financial Group | DIMASO, ANNETTE, Intown Suites O'Hare<br>Paid Rent for Family in Need | 212200071 | (750.30)  |
|                |             | Ending Balance  |                     |   |           | 55,147.30 |
| <b>80L006</b>  | <b>4800</b> | <b>Educational Services Special Needs Trust Activity Fund</b> |                     |   |           |           |
|                |             | Current Month Beginning Balance                               |                     |   |           | 1,780.33  |
|                |             | Ending Balance  |                     |   |           | 1,780.33  |
| <b>80L 006</b> | <b>4810</b> | <b>Educational Services Sarbaugh Trust Activity Fund</b>      |                     |   |           |           |
|                |             | Current Month Beginning Balance                               |                     |   |           | 105.05    |
|                |             | Ending Balance  |                     |   |           | 105.05    |
| <b>80L 063</b> | <b>4800</b> | <b>Gifted and Talented Association</b>                        |                     |   |           |           |
|                |             | Current Month Beginning Balance                               |                     |   |           | 587.71    |
|                |             | Ending Balance  |                     |   |           | 587.71    |
| <b>80L 121</b> | <b>4800</b> | <b>Brentwood Student Store</b>                                |                     |   |           |           |
|                |             | Current Month Beginning Balance                               |                     |   |           | 366.47    |
|                |             | Ending Balance  |                     |   |           | 366.47    |
| <b>80L 128</b> | <b>4800</b> | <b>Frost Jan Gram Memorial Fund</b>                           |                     |   |           |           |
|                |             | Current Month Beginning Balance                               |                     |   |           | 30.63     |
|                |             | Ending Balance  |                     |   |           | 30.63     |
| <b>80L 128</b> | <b>4810</b> | <b>Frost Jayleen Fund</b>                                     |                     |   |           |           |
|                |             | Current Month Beginning Balance                               |                     |   |           | 848.01    |
|                |             | Ending Balance  |                     |   |           | 848.01    |
| <b>80L 131</b> | <b>4800</b> | <b>John Jay Children's Fund</b>                               |                     |   |           |           |
|                |             | Current Month Beginning Balance                               |                     |   |           | 2,453.94  |
|                |             | Ending Balance  |                     |   |           | 2,453.94  |

|                |             |   |                     |   |           |          |          |
|----------------|-------------|---|---------------------|---|-----------|----------|----------|
| <b>80L 131</b> | <b>4801</b> | <b>John Jay Student Store</b>               |                     |   |           |          |          |
|                |             | Current Month Beginning Balance             |                     |   |           |          | 6.85     |
|                |             | Ending Balance                              |                     |   |           |          | 6.85     |
| <b>80L 132</b> | <b>4800</b> | <b>Low Student Store</b>                    |                     |   |           |          |          |
|                |             | Current Month Beginning Balance             |                     |   |           |          | 3,941.84 |
|                |             | Ending Balance                              |                     |   |           |          | 3,941.84 |
| <b>80L 133</b> | <b>4800</b> | <b>Ecology Club</b>                         |                     |   |           |          |          |
|                |             | Current Month Beginning Balance             |                     |   |           |          | 413.67   |
|                |             | Ending Balance                              |                     |   |           |          | 413.67   |
| <b>80L 133</b> | <b>4810</b> | <b>Chris Holm Memorial</b>                  |                     |   |           |          |          |
|                |             | Current Month Beginning Balance             |                     |   |           |          | -        |
|                | 6/9/2021    | CR  | Ridge               | Memorial for C Holm                             | 57895     | 100.00   |          |
|                | 6/9/2021    | CR  | Ridge               | Memorial for C Holm                             | 57894     | 100.00   |          |
|                | 6/9/2021    | CR  | Ridge               | Memorial for C Holm                             | 57897     | 50.00    |          |
|                | 6/24/2021   | CR  | Ridge               | Chris Holm Fund                                 | 57898     | 141.00   |          |
|                |             | Ending Balance                              |                     |   |           |          | 391.00   |
| <b>80L 134</b> | <b>4800</b> | <b>Rupley Trust Activity Fund</b>           |                     |   |           |          |          |
|                |             | Current Month Beginning Balance             |                     |   |           |          | 3,811.87 |
|                | 6/30/2021   | AP  | BMO Financial Group | SOUZA, MARCIA, Academy Engraving Student Awards | 212200071 | (150.00) |          |
|                |             | Ending Balance                              |                     |   |           |          | 3,661.87 |
| <b>80L 134</b> | <b>4802</b> | <b>Rupley Student Council</b>               |                     |   |           |          |          |
|                |             | Current Month Beginning Balance             |                     |   |           |          | 1,138.61 |
|                | 06/09/21    | CR  | Rupley              | Yearbook Sales                                  | 57125     | 70.00    |          |
|                | 06/24/21    | CR  | Rupley              | Yearbook Sales                                  | 57126     | 510.00   |          |
|                |             | Ending Balance                              |                     |   |           |          | 1,718.61 |
| <b>80L 134</b> | <b>4803</b> | <b>Rupley Buchanan Energy Activity Fund</b> |                     |   |           |          |          |
|                |             | Current Month Beginning Balance             |                     |   |           |          | (34.91)  |
|                |             | Ending Balance                              |                     |   |           |          | (34.91)  |
| <b>80L 135</b> | <b>4801</b> | <b>Salt Creek Forum Activity Fund</b>       |                     |   |           |          |          |
|                |             | Current Month Beginning Balance             |                     |   |           |          | 4,031.88 |

|                |             |   |                           |   |           |           |
|----------------|-------------|---|---------------------------|---|-----------|-----------|
|                |             | Ending Balance                                    |                           |   |           | 4,031.88  |
| <b>80L 242</b> | <b>4800</b> | <b>Grove Activity Fund</b>                        |                           |   |           |           |
|                |             | Current Month Beginning Balance                   |                           |   |           | 6,637.73  |
|                | 06/28/21    | SB  | Grove                     | Yearbook  |           | 25.00     |
|                |             | Ending Balance                                    |                           |   |           | 6,662.73  |
| <b>80L 242</b> | <b>4810</b> | <b>Grove Jack Haden Keehn Trust Activity Fund</b> |                           |   |           |           |
|                |             | Current Month Beginning Balance                   |                           |   |           | 5,245.30  |
|                | 6/30/2021   | AP  | Mighty Mites Awards Inc   | Dr. Haden Keehn Memorial Scholarship Award 2021   | 212200120 | (144.00)  |
|                |             | Ending Balance                                    |                           |   |           | 5,101.30  |
| <b>80L 242</b> | <b>4820</b> | <b>Grove Cahill Brown Scholarship</b>             |                           |   |           |           |
|                |             | Current Month Beginning Balance                   |                           |   |           | 740.70    |
|                | 6/30/2021   | AP  | Mighty Mites Awards Inc   | Daniel Cahill Memorial Award 8th Grade Graduation | 212200120 | (89.50)   |
|                |             | Ending Balance                                    |                           |   |           | 651.20    |
| <b>80L 243</b> | <b>4800</b> | <b>Holmes Junior High Activity Fund</b>           |                           |   |           |           |
|                |             | Current Month Beginning Balance                   |                           |   |           | 16,488.19 |
|                | 6/9/2021    | CR  | Holmes Jr High School     | Yearbook  | 58543     | 30.00     |
|                | 6/23/2021   | AP  | Mighty Mites Awards Inc   | Sue Bove Award                                    | 212200120 | (144.00)  |
|                |             | Ending Balance                                    |                           |   |           | 16,374.19 |
| <b>80L 243</b> | <b>4810</b> | <b>Holmes Sue Bove Memorial</b>                   |                           |   |           |           |
|                |             | Current Month Beginning Balance                   |                           |   |           | 2,204.36  |
|                |             | Ending Balance                                    |                           |   |           | 2,204.36  |
| <b>80L 245</b> | <b>4800</b> | <b>Friendship Junior High Activity Fund</b>       |                           |   |           |           |
|                |             | Current Month Beginning Balance                   |                           |   |           | 11,527.62 |
|                | 6/9/2021    | CR  | Friendship Jr High School | Capanari Ice Cream Contest                        | 56972     | 25.90     |
|                |             | Ending Balance                                    |                           |   |           | 11,553.52 |



**COMMUNITY CONSOLIDATED SCHOOL DISTRICT 59**  
Elk Grove Township Schools

**RESOLUTION: HUMAN RESOURCES**

Recommendation  
Approval

Resolution

Motion made by \_\_\_\_\_, seconded by \_\_\_\_\_ that the following resolution be adopted:

BE IT RESOLVED THAT on the 9th day of August, 2021 the Community Consolidated School District 59 Board of Education approves the following Human Resources items:

a. Certified Staff Contracts

| Name                | Position             | Location   | Lane/Row   | Base Salary | FTE | Effective  | Opening Reason |
|---------------------|----------------------|------------|------------|-------------|-----|------------|----------------|
| Allred, Melanie     | Social Worker        | Ridge      | MA30/Row 6 | \$62,464.15 | 1.0 | 07/26/2021 | Resignation    |
| Cecchin, Samantha   | 5th Grade Teacher    | Low        | MA/Row 2   | \$51,913.53 | 1.0 | 08/09/2021 |                |
| Concialdi, Sandra   | ELA/EL Resource      | Holmes     | MA/Row 10  | \$62,464.15 | 1.0 | 08/09/2021 | Transfer       |
| Ipjian, Carolina    | Dual Language        | Low        | BA/Row 8   | \$53,047.00 | 1.0 | 08/09/2021 | Transfer       |
| Miszczyszyn, Amanda | LBS Teacher          | Ridge      | BA/Row 6   | \$25,461.87 | 0.5 | 07/19/2021 | Resignation    |
| Pater, Stacy        | PE Teacher           | Jay        | BA/Row 1   | \$44,372.00 | 1.0 | 08/09/2021 | Resignation    |
| Spencer, Megan      | LBS Teacher          | Grove      | MA/Row 7   | \$58,738.65 | 1.0 | 08/09/2021 | Transfer       |
| Yaeher, Samantha    | Math Interventionist | Friendship | BA/Row 2   | \$45,925.02 | 1.0 | 08/09/2021 | New            |

b. ESP Compensation Notifications

| Name                         | Position        | Location   | Lane/Step | Wage    | FTE | Effective  | Opening Reason |
|------------------------------|-----------------|------------|-----------|---------|-----|------------|----------------|
| Delgado, Christina           | Teaching Asst.  | Brentwood  | TA-A7     | \$19.93 | 1.0 | 08/09/2021 | Resignation    |
| Evans, Samantha              | Teaching Asst.  | Grove      | TA-C2     | \$18.46 | 1.0 | 08/09/2021 | Transfer       |
| Hafner, Ashley               | Asst. Secretary | Friendship | AA-A8     | \$21.04 | 1.0 | 07/26/2021 | Promotion      |
| Helmi, Yvette                | Teaching Asst.  | Brentwood  | TA-A4     | \$18.34 | 1.0 | 08/09/2021 | Resignation    |
| Lai-Gallagher, Nancy         | Teaching Asst.  | Salt Creek | TA-A5     | \$18.85 | 1.0 | 08/09/2021 | Transfer       |
| Macias, Maria                | Asst. Secretary | Jay        | AA-A6     | \$19.81 | 1.0 | 07/26/2021 | Resignation    |
| Mariscal-Alvarado, Ana Karen | Teaching Asst.  | Jay        | TA-4      | \$18.34 | 1.0 | 08/09/2021 | Promotion      |

|                    |                 |            |       |         |     |            |             |
|--------------------|-----------------|------------|-------|---------|-----|------------|-------------|
| Marquez, Teleissa  | Asst. Secretary | Low        | AA-A4 | \$18.76 | 1.0 | 07/30/2021 | Resignation |
| Medina, Dulce      | Asst. Secretary | Salt Creek | AA-A1 | \$17.34 | 1.0 | 07/30/2021 | Retirement  |
| Reyes, Beatriz     | Teaching Asst.  | Jay        | TA-A2 | \$17.38 | 1.0 | 08/09/2021 | Promotion   |
| Rodriguez, Maribel | Office Manager  | Friendship | AA-C8 | \$25.11 | 1.0 | 07/21/2021 | Promotion   |
| Sanchez, Jennifer  | Asst. Secretary | Grove      | AA-A3 | \$18.26 | 1.0 | 08/09/2021 | Promotion   |
| Sexton, Shane      | Teaching Asst.  | Grove      | TA-C2 | \$18.46 | 1.0 | 08/09/2021 | Retirement  |
| Spencer, Kathryn   | LRC Asst.       | Ridge      | TA-B5 | \$19.93 | 1.0 | 07/21/2021 | Promotion   |

## c. CAMEO Compensation Notification

| Name              | Position               | Location         | Lane/Step | Wage    | FTE | Effective  | Opening Reason |
|-------------------|------------------------|------------------|-----------|---------|-----|------------|----------------|
| Czajkowski, Louis | Night/Relief Custodian | Ridge/Salt Creek | NC Step 1 | \$16.28 | 1.0 | 07/12/2021 |                |

## d. Certified Resignations

| Name                | Position      | Location   | Received   | Effective  |
|---------------------|---------------|------------|------------|------------|
| Aloisio, Bryan      | PE Teacher    | Jay        | 07/08/2021 | 06/04/2021 |
| Diaz-Viera, Melissa | Social Worker | Low        | 07/28/2021 | 09/03/2021 |
| Gliner, Hillary     | LBS Teacher   | Ridge      | 07/12/2021 | 06/04/2021 |
| Granados, Diana     | DL Teacher    | Low        | 07/20/2021 | 06/04/2021 |
| Handelsman, Jori    | Teacher       | Devonshire | 07/21/2021 | 06/04/2021 |
| Majewska, Maria     | Social Worker | Ridge      | 07/06/2021 | 06/04/2021 |
| Ramirez, Laura      | Counselor     | Grove      | 07/19/2021 | 06/04/2021 |
| Tsichlis, Chris     | PE Teacher    | Grove      | 07/12/2021 | 06/04/2021 |

## e. ESP Resignations

| Name               | Position       | Location | Received   | Effective  |
|--------------------|----------------|----------|------------|------------|
| Caldera, Diego     | Teaching Asst. | Grove    | 07/06/2021 | 05/31/2021 |
| Hernandez, Marlene | Teaching Asst. | Low      | 07/19/2021 | 05/31/2021 |
| Jurczak, Alexandra | Nurse          | Grove    | 07/24/2021 | 05/31/2021 |
| Marrero, Amanda    | Nurse          | Ridge    | 07/06/2021 | 05/31/2021 |

|                  |                |        |            |            |
|------------------|----------------|--------|------------|------------|
| Polo, Monica     | Teaching Asst. | Rupley | 07/28/2021 | 05/28/2021 |
| Wabel, Alexandra | Nurse          | Ridge  | 07/19/2021 | 05/31/2021 |

f. Lane Changes

| Name                | Position | Location   | Sch/Lane Row | Salary       | Effective  |
|---------------------|----------|------------|--------------|--------------|------------|
| Bryk, Megan         | Teacher  | Clearmont  | MA30 Row 7   | \$63,739.97  | 08/09/2021 |
| Consolazio, Michael | Teacher  | Grove      | MA Row 8     | \$59,963.40  | 08/09/2021 |
| King, Cassidy       | Teacher  | Salt Creek | MA Row 6     | \$57,563.29  | 08/09/2021 |
| Moser, Stephanie    | Teacher  | Grove JH   | MA30 Row 11  | \$69,166.20  | 08/09/2021 |
| Potter, Kelsey      | Teacher  | Rupley     | MA30 Row 24  | \$99,903.05  | 08/09/2021 |
| Ramirez, Laura      | Teacher  | Grove JH   | MA30 Row 2   | \$56,334.02  | 08/09/2021 |
| Spanos, Maria       | Teacher  | Holmes     | MA Row 6     | \$57,563.29  | 08/09/2021 |
| Stranz, Joanna      | Teacher  | Clearmont  | MA30 Row 8   | \$65,068.88  | 08/09/2021 |
| Wittmann, Patricia  | Teacher  | Grove JH   | MA15 Off     | \$104,014.98 | 08/09/2021 |
| Wells, Chloe        | Teacher  | Grove JH   | MA Row 9     | \$61,188.33  | 08/09/2021 |

| Roll Call Vote: | Ayes                     | Nays                     | Absent                   | Abstain                  |
|-----------------|--------------------------|--------------------------|--------------------------|--------------------------|
| Espino          | <input type="checkbox"/> | <input type="checkbox"/> | <input type="checkbox"/> | <input type="checkbox"/> |
| Lang            | <input type="checkbox"/> | <input type="checkbox"/> | <input type="checkbox"/> | <input type="checkbox"/> |
| Mancilla        | <input type="checkbox"/> | <input type="checkbox"/> | <input type="checkbox"/> | <input type="checkbox"/> |
| Petrielli       | <input type="checkbox"/> | <input type="checkbox"/> | <input type="checkbox"/> | <input type="checkbox"/> |
| Reid            | <input type="checkbox"/> | <input type="checkbox"/> | <input type="checkbox"/> | <input type="checkbox"/> |
| Sagerer         | <input type="checkbox"/> | <input type="checkbox"/> | <input type="checkbox"/> | <input type="checkbox"/> |
| Schumacher      | <input type="checkbox"/> | <input type="checkbox"/> | <input type="checkbox"/> | <input type="checkbox"/> |

AYES: \_\_\_\_\_ NAYS: \_\_\_\_\_ ABSENT: \_\_\_\_\_ ABSTAIN: \_\_\_\_\_

MOTION (approved/defeated) VOTE: \_\_\_\_ - \_\_\_\_ - \_\_\_\_ - \_\_\_\_

\_\_\_\_\_  
President

ATTEST:

\_\_\_\_\_  
Secretary



**COMMUNITY CONSOLIDATED SCHOOL DISTRICT 59**

*Elk Grove Township Schools*

**RESOLUTION: APPROVAL TO DESTROY 18 MONTH OLD OR OLDER AUDIO RECORDINGS OF CLOSED MEETING SESSIONS**

Background The State Law requires the Board of Education to audio-record all Board of Education Closed Meeting Sessions.

Recommendation

Approval to destroy certain closed meeting session audio files.

Resolution

Motion made by \_\_\_\_\_, seconded by \_\_\_\_\_ to adopt the following resolution:

WHEREAS, the Community Consolidated School District 59 Board of Education has determined that a need no longer exists to keep audio recordings of closed meeting sessions that are 18 months old or older;

WHEREAS, the Community Consolidated School District 59 Board of Education has previously approved written minutes of such closed meeting sessions that meet the standard for written minutes required by the Illinois Open Meetings Act (5 ILCS 120/2.06);

BE IT RESOLVED THAT on the 9th day of August 2021, the Community Consolidated School District 59 Board of Education approves the destruction of closed session audio recordings prepared by the Board 18 months or more prior to the date of this meeting and authorizes the Board's Secretary to destroy such recordings.

| Roll Call Vote: | Ayes                     | Nays                     | Absent                   | Abstain                  |
|-----------------|--------------------------|--------------------------|--------------------------|--------------------------|
| Espino          | <input type="checkbox"/> | <input type="checkbox"/> | <input type="checkbox"/> | <input type="checkbox"/> |
| Lang            | <input type="checkbox"/> | <input type="checkbox"/> | <input type="checkbox"/> | <input type="checkbox"/> |
| Mancilla        | <input type="checkbox"/> | <input type="checkbox"/> | <input type="checkbox"/> | <input type="checkbox"/> |
| Petrielli       | <input type="checkbox"/> | <input type="checkbox"/> | <input type="checkbox"/> | <input type="checkbox"/> |
| Reid            | <input type="checkbox"/> | <input type="checkbox"/> | <input type="checkbox"/> | <input type="checkbox"/> |
| Sagerer         | <input type="checkbox"/> | <input type="checkbox"/> | <input type="checkbox"/> | <input type="checkbox"/> |
| Schumacher      | <input type="checkbox"/> | <input type="checkbox"/> | <input type="checkbox"/> | <input type="checkbox"/> |

AYES: \_\_\_\_\_ NAYS: \_\_\_\_\_ ABSENT: \_\_\_\_\_ ABSTAIN: \_\_\_\_\_

MOTION (approved/defeated) VOTE: \_\_\_\_ - \_\_\_\_ - \_\_\_\_ - \_\_\_\_

\_\_\_\_\_  
President

ATTEST:  
  
\_\_\_\_\_  
Secretary

# ACTION ITEMS



**COMMUNITY CONSOLIDATED SCHOOL DISTRICT 59  
Elk Grove Township Schools**

**RESOLUTION:      APPROVAL OF REVISIONS TO THE BOARD WORKING  
AGREEMENT**

Background

On January 12, 2015, the Board of Education approved the original Board Governance Document, establishing its purpose, roles, standards, agreements and protocols.

The Board has continued to make recommendations for revisions to the document during Board discussions. The most recent discussions took place at the July 12, 2021 Board of Education meeting. The revised document is being recommended for Board approval on August 9, 2021.

Recommendation

Approval

Resolution

Motion was made by \_\_\_\_\_, seconded by \_\_\_\_\_  
to adopt the following resolution.

**WHEREAS** the Community Consolidated School District 59 Board of Education wishes to renew its purpose, roles, standards, agreements and protocols,

**NOW, THEREFORE, BE IT RESOLVED**, on the 9th day of August, 2021 the Board of Education of Community Consolidated School District 59 approves the revised [Board Working Agreement](#) document linked to this resolution.

| Roll Call Vote: | Ayes                     | Nays                     | Absent                   | Abstain                  |
|-----------------|--------------------------|--------------------------|--------------------------|--------------------------|
| Espino          | <input type="checkbox"/> | <input type="checkbox"/> | <input type="checkbox"/> | <input type="checkbox"/> |
| Lang            | <input type="checkbox"/> | <input type="checkbox"/> | <input type="checkbox"/> | <input type="checkbox"/> |
| Mancilla        | <input type="checkbox"/> | <input type="checkbox"/> | <input type="checkbox"/> | <input type="checkbox"/> |
| Petrielli       | <input type="checkbox"/> | <input type="checkbox"/> | <input type="checkbox"/> | <input type="checkbox"/> |
| Reid            | <input type="checkbox"/> | <input type="checkbox"/> | <input type="checkbox"/> | <input type="checkbox"/> |
| Sagerer         | <input type="checkbox"/> | <input type="checkbox"/> | <input type="checkbox"/> | <input type="checkbox"/> |
| Schumacher      | <input type="checkbox"/> | <input type="checkbox"/> | <input type="checkbox"/> | <input type="checkbox"/> |

AYES: \_\_\_\_\_ NAYS: \_\_\_\_\_ ABSENT: \_\_\_\_\_ ABSTAIN: \_\_\_\_\_

MOTION (approved/defeated) VOTE: \_\_\_\_ - \_\_\_\_ - \_\_\_\_ - \_\_\_\_

\_\_\_\_\_  
President

ATTEST:  
  
\_\_\_\_\_  
Secretary



## BOARD WORKING AGREEMENTS

This document reflects ongoing discussions by the Board of Education (the Board) about the roles and responsibilities; working agreements and communication; expectations and relationships; meeting structure and protocols; duties, and election of officers.

The Board and the Superintendent constitute a leadership team with all working toward effective governance, responsible management, supportive interaction, respectful communication, and establishment of clear direction.

### Section I: Board of Education's Role and Responsibilities

1. Identify community values and stakeholder expectations
2. Clarify the district direction and goals through a strategic plan
3. Adopt, approve, and ensure implementation of policies
4. Operate openly within the framework of the Board meetings
5. Encourage collective decision-making and respect diverse viewpoints
6. Determine how goals will be measured and what information is required for understandable reporting
7. Adopt formal procedures to monitor and evaluate district programs
8. Use monitoring parameters and established financial performance principles and guidelines to budget for district spending and revenue
9. Respect the differences between the roles of Board Members and the Superintendent
10. Provide opportunities for our community (parents, staff, students, tax payers) involvement

### Section II: Working Agreements & Communication

1. The Board of Education is a group of seven equal members.
2. The Superintendent is accountable to the full Board of Education not to individual board members. Direction to the Superintendent is given only at a legally convened meeting of the Board of Education.
3. All Board of Education members will respect the differences between the Board members; and between Board and Superintendent/staff roles.
4. The Board has one employee, the Superintendent. The Board does not direct or oversee other district staff.
5. Expectations for the Superintendent should be clear and concise.
6. The Superintendent should exhibit shared and supportive leadership toward the Board of Education and individual board members.



7. When individual Board Members request information she/he will email the Superintendent and copy the Board President. Any information resulting from the request will be provided to all Board members.
8. If a Board member requests information from the Superintendent which is estimated to take longer than 60 minutes of cumulative time to prepare, the Superintendent has the option of placing the request as a discussion item on the next Board meeting agenda.
9. When possible, any requests regarding information contained in a Board packet should be made prior to a meeting to allow staff time to prepare thorough answers. If requests regarding information contained in a Board packet are not made in advance, there should not be an expectation that ALL questions can be answered during open session. In the event that a board member's question is not answered in open session, the superintendent will facilitate a response in the aftermath of the meeting in a timely manner.
10. Board members will include the Superintendent in any pertinent conversations or questions with district staff by copying the Superintendent in the email.
11. If decorum is not maintained during a meeting, the Board President should attempt to reestablish decorum using the gavel to quiet all present, move to the next agenda item, or call for a recess. If Board discussions are not exhibiting respectful behavior, any Board member may make a motion for a recess.
12. Board members who have items to be put on the agenda should email the Superintendent and the Board president.
13. External Correspondence:
  - a. When the Board (not the Superintendent) is contacted (this includes in person, via email, social media, or any communication medium), the Board President will respond to the individual. Individual Board members may reply to the individual to acknowledge the inquiry; however, they should not respond to the content of the inquiry.
  - b. When the Board and the Superintendent are contacted, the Superintendent will respond to the individual. Individual Board members may reply to the individual to acknowledge the inquiry; however, they should not respond to the content of the inquiry.
  - c. When the Superintendent receives an external communication regarding a specific Board member, the Superintendent will contact that Board member for clarification of the issue before any further action.
  - d. If a Board member feels any inquiry or comment received (or observed) from any communication medium (email, social media, etc.) requires a response, an email should be sent to the superintendent with a copy to the Board president making them aware of the issue. It will be the responsibility of the superintendent to determine "if " and "how" a response will be provided.
  - e. For additional background regarding the Board's position on social media, [click here](#).





14. When a board member wishes to visit a school, the Superintendent should be notified in advance.
15. A comprehensive email update from the Superintendent to the Board is shared via email on a weekly basis.
16. The Board president is the designated liaison to the Board attorney. In the president's absence the vice-president assumes this responsibility. All questions for the board attorney should be collected by the liaison, who will send a written message to the Board attorney. The Board attorney's written response will be shared with all board members.
17. Board members will use only their District email account when communicating on District business.

### **Section III: Individual Board Member Expectations & Relationships**

All board members are to be respectful of each other and will:

1. Demonstrate professionalism and responsible behavior including appropriate body language, facial expressions, and tone of voice.
2. Attend meetings well prepared for district business.
3. Share the common belief that each person brings a different expertise and has good intentions.
4. Solve problems through a collaborative process.
5. Abide by majority decisions of the board, while retaining the right to seek changes in such decisions through ethical and constructive channels.
6. Sincerely listen and seek to understand the viewpoints of others.
7. Serve on various district committees and report back to the full Board on discussions held at committee meetings.

### **Section IV: Working Together the Superintendent and all Members of the Board Will:**

1. Employ and evaluate one person, the superintendent, and hold that person accountable for district performance and compliance with written board policy,
2. Act in the best interest of all students and stakeholders, and not any particular group,
3. Respect the confidentiality of the closed session,
4. Build trust through open and honest communication.
5. Board members may email or text the superintendent after regular business hours; however, there is no expectation that the superintendent will respond until business hours resume.
6. Direct the superintendent to speak on behalf of the District for media requests.
7. Redirect a concerned parent or community member to the following chain of command: teacher, principal, SLT member, Superintendent. Community members



may also address the Board of Education during the agenda item “Comments and Suggestions from the Audience” during a Board of Education meeting.

8. The board does not interact with the public during the Public Comments portion of the meeting. The board president will thank the individual making comments and determine whether further clarification is needed. The board president will direct the speaker to the superintendent if necessary.
9. Inform the superintendent via email or phone call if a Board member is aware of any individual(s) planning to address the Board of Education at a meeting.

### Section V: Board of Education Meeting Protocols

1. Board meetings are meetings of the Board of Education held in public and are generally scheduled for the 2<sup>nd</sup> Monday of the month, with Committee of the Whole meetings on an as-needed basis. Check the [Board Calendar](#) for actual dates.
2. Robert’s Rules of order will be observed as a guide to facilitate Board of Education meetings.
3. The Board will encourage community involvement by allowing staff and community members to speak at a designated time during the meeting. [Public Comment Introduction](#).
4. All persons attending the meeting will be treated fairly and equally.
5. When someone speaks to the Board, members will listen carefully and then direct the Superintendent to help or further direct him/her to the appropriate person.
6. During Board discussions the President directs conversation so all members have equitable opportunity to speak and be heard.
7. Members will wait to speak until others have finished speaking. To help maintain order, the president will call on board members whose hands are raised to determine the order of speakers.
8. Make best efforts to stay on topic and encourage fellow board members to do so.
9. Policies and protocols related to board meetings will be reviewed and revised as needed but at least annually.
10. In any instance where the Board directs the Superintendent to convene a public forum or town hall meeting, the subject of the town hall meeting will be placed on the agenda of at least one subsequent board meeting for discussion and public comment prior to board action.

### Section VI: Duties of Officers

1. The Board president will preside over Board meetings.
2. The Board president will confer with the superintendent on the agenda.
3. The Board vice president will preside over the meeting in the absence of the Board president.
4. The Board secretary will call the roll for all votes.



5. In the absence of the Board secretary, an alternate secretary will be selected by the Board president.

### **Section VII: Elections**

1. Newly appointed members will recite the IASB ethics statement ([Code of Conduct](#)) at their first board meeting.
2. In accordance with the Illinois School Code and Board policies, the president, vice president, and secretary will be elected annually at the Board of Education organizational meeting.
3. A president pro-tem, selected by consensus of the current Board, will accept nominations for president.
4. Roll call voting will continue until one candidate receives a majority of the votes cast.
5. The newly elected president will continue the same procedure for the offices of vice president and secretary.
6. All board members will reaffirm the IASB ethics statement ([Code of Conduct](#)) at the annual organizational meeting of the Board.



**COMMUNITY CONSOLIDATED SCHOOL DISTRICT 59**  
*Elk Grove Township Schools*

**RESOLUTION: APPROVAL OF INTERGOVERNMENTAL AGREEMENT  
BETWEEN THE NORTH COOK INTERMEDIATE SERVICE  
CENTER AND COMMUNITY CONSOLIDATED SCHOOL  
DISTRICT 59**

Background

The North Cook Intermediate Service Center provides a Regional Safe School Program serving students from grades 6 through 12. Community Consolidated School District 59 has made consistent use of The North Cook Young Adult Academy (NCYAA) during the past several years as an alternate placement site for students struggling within a traditional educational system. NCYAA uses the home school curriculum customized to the student to maximize the student's opportunity for success.

School District 59 provides tuition and transportation to students assigned to NCYAA. School District 59 and North Cook Intermediate Service Center are both looking to hold down costs while providing the very best services to our students.

The following outlines the North Cook Intermediate Service Center/North Cook Young Adult Academy services fees for the 2021.22 school year.

**Intake Assessment and Case Management Fee** (This is a one-time fee, billed immediately following a student's participation in the referral and intake process.):

- \$2,940.52 per student for each assessment (new referrals only). These services will be billed on a monthly basis.

**Instructional Services:**

- \$14,296.10 per placement for the initial contract (176 enrollment days per seat).
- \$89.95 per day for additional or non-contractual services.

After the initial intake and case management fees, services are billed on a monthly basis for District 59 students who are enrolled at the North Cook Young Adult Academy.

Recommendation

Approval

Resolution

Motion made by \_\_\_\_\_, seconded by \_\_\_\_\_ to adopt the following resolution:

WHEREAS the District 59 Board of Education, in an effort to provide the necessary support and assistance for students has made consistent use of the North Cook Young Adult Academy as an alternative learning site during the past several school years; and

WHEREAS the Academy has asked the District to renew the Intergovernmental Agreement for the 2021-22 school year.

NOW, THEREFORE, BE IT RESOLVED that on this 9th day of August, 2021 the School District 59 Board of Education hereby enters into the attached intergovernmental agreement for the 2021-22 school year with North Cook Intermediate Service Center, in accordance with the terms identified in the agreement.

Approved this 9<sup>th</sup> day of August, 2021 by the following roll call vote:

| Roll Call Vote: | Ayes                     | Nays                     | Absent                   | Abstain                  |
|-----------------|--------------------------|--------------------------|--------------------------|--------------------------|
| Espino          | <input type="checkbox"/> | <input type="checkbox"/> | <input type="checkbox"/> | <input type="checkbox"/> |
| Lang            | <input type="checkbox"/> | <input type="checkbox"/> | <input type="checkbox"/> | <input type="checkbox"/> |
| Mancilla        | <input type="checkbox"/> | <input type="checkbox"/> | <input type="checkbox"/> | <input type="checkbox"/> |
| Petrielli       | <input type="checkbox"/> | <input type="checkbox"/> | <input type="checkbox"/> | <input type="checkbox"/> |
| Reid            | <input type="checkbox"/> | <input type="checkbox"/> | <input type="checkbox"/> | <input type="checkbox"/> |
| Sagerer         | <input type="checkbox"/> | <input type="checkbox"/> | <input type="checkbox"/> | <input type="checkbox"/> |
| Schumacher      | <input type="checkbox"/> | <input type="checkbox"/> | <input type="checkbox"/> | <input type="checkbox"/> |

AYES: \_\_\_\_\_ NAYS: \_\_\_\_\_ ABSENT: \_\_\_\_\_ ABSTAIN: \_\_\_\_\_

MOTION (approved/defeated) VOTE: \_\_\_\_ - \_\_\_\_ - \_\_\_\_ - \_\_\_\_

\_\_\_\_\_  
President

ATTEST:  
  
\_\_\_\_\_  
Secretary

**COMMUNITY CONSOLIDATED SCHOOL DISTRICT 59**

*Elk Grove Township Schools*

**RESOLUTION:      APPROVAL TO RELEASE LIBRARY GRANT FUNDS**

The School District Library Grant Program provides supplementary support for our school district's library media program, and, in doing so, enhances student learning. These grant funds may be used for the acquisition of library materials to support our students' love of reading, information literacy needs, literacy integration across the curriculum, and/or creating library experiences that promote a culture of innovation. These types of state level supports provide our district's Learning Resources Centers with additional resources as we continue to refresh and enhance the learning experiences we provide our students.

Recommendation

Adoption

Resolution

Motion made by \_\_\_\_\_, seconded by \_\_\_\_\_ to adopt the following resolution:

BE IT RESOLVED THAT on the 9th day of August 2021, the Community Consolidated School District 59 Board of Education approves the release of Library Grant funds in the amount of \$779.36.

| Roll Call Vote: | Ayes                     | Nays                     | Absent                   | Abstain                  |
|-----------------|--------------------------|--------------------------|--------------------------|--------------------------|
| Espino          | <input type="checkbox"/> | <input type="checkbox"/> | <input type="checkbox"/> | <input type="checkbox"/> |
| Lang            | <input type="checkbox"/> | <input type="checkbox"/> | <input type="checkbox"/> | <input type="checkbox"/> |
| Mancilla        | <input type="checkbox"/> | <input type="checkbox"/> | <input type="checkbox"/> | <input type="checkbox"/> |
| Petrielli       | <input type="checkbox"/> | <input type="checkbox"/> | <input type="checkbox"/> | <input type="checkbox"/> |
| Reid            | <input type="checkbox"/> | <input type="checkbox"/> | <input type="checkbox"/> | <input type="checkbox"/> |
| Sagerer         | <input type="checkbox"/> | <input type="checkbox"/> | <input type="checkbox"/> | <input type="checkbox"/> |
| Schumacher      | <input type="checkbox"/> | <input type="checkbox"/> | <input type="checkbox"/> | <input type="checkbox"/> |

AYES: \_\_\_\_\_ NAYS: \_\_\_\_\_ ABSENT: \_\_\_\_\_ ABSTAIN: \_\_\_\_\_

MOTION (approved/defeated) VOTE: \_\_\_\_-\_\_\_\_-\_\_\_\_-\_\_\_\_

\_\_\_\_\_  
President

ATTEST:

\_\_\_\_\_  
Secretary





---

OFFICE OF THE SECRETARY OF STATE

JESSE WHITE • Secretary of State and State Librarian

---

July 2, 2021

Mrs. Laena DiVito  
Community Consolidated School District 59  
Administration Center  
1001 Leicester Road  
Elk Grove Village, Illinois 60007-3443

Dear Mrs. DiVito:

Your district has been awarded an increase to the FY21 School District Library Grant award in the amount of \$779.36 for a total of \$5,109.11. You will be receiving a second payment in the amount of **\$779.36**.

Public Act 102-0039 allows my office to award the increased funding for FY21. The Per Pupil rate is now \$.885 per student with the minimum award of \$850.00.

Grant funds must be encumbered by June 30, 2022, and disbursed by August 15, 2022.

The School District Library Grant provides supplementary support for the school district's library media program to enhance student learning and academics. Grant funds are typically used for the acquisition of library materials to support reading for academics and enjoyment, library subscriptions to electronic resources, or library-based technology to support student research.

As Secretary of State and State Librarian, I commend you for taking advantage of this grant opportunity to improve library resources and services to benefit your students.

Sincerely,

A handwritten signature in cursive script that reads "Jesse White".

Jesse White,  
Secretary of State and State Librarian

cc: Superintendent

JW:isl



**COMMUNITY CONSOLIDATED SCHOOL DISTRICT 59**  
Elk Grove Township Schools

**RESOLUTION:      ADOPTION OF BUDGET: 2021/22 FISCAL YEAR**

Background

A public notice was published in the Journal & Topics Newspapers on June 23, 2021 announcing that the Community Consolidated School District 59 2021/22 tentative budget would be on display commencing at 9:00 a.m. on July 1, 2021. A certificate of publication of the public notice is on file in the District 59 Business Services office. The tentative budget has also been available for public viewing on the district's website.

The 2021/22 Budget has been on public display since July 1, 2021, meeting the thirty (30) day requirement. Following the adoption of the budget, copies of it will be sent to the office of the Illinois State Board of Education.

Recommendation

The administration recommends adoption of the 2021/22 Budget.

Resolution

Motion made by \_\_\_\_\_ and seconded by \_\_\_\_\_ to adopt the following resolution:

WHEREAS, the Board of Education of Community Consolidated School District 59, Cook County, Illinois, has caused to be prepared in tentative form a budget for the fiscal year commencing July 1, 2021 and the Secretary of this Board has made the same conveniently available for public inspection for at least thirty (30) days prior to final action thereon; and,

WHEREAS, due notice that said tentative budget was available for public inspection, has been given in full compliance with the law; and

WHEREAS, a public hearing was held as to such budget on the 2nd day of August, 2021, notice of said hearing having been given at least thirty (30) days prior thereto as required by law, and all other legal requirements complied with; and

BE IT RESOLVED THAT on the 9th day of August, 2021 the Community Consolidated School District 59 Board of Education does authorize:

**Section 1.** That the fiscal year of this district be and the same is hereby fixed and declared to begin on the 1st day of July, 2021, and end on the 30th day of June, 2022.

**Section 2.** That the budget, copy of which is inserted in the official minutes of this meeting immediately following the last page hereof, containing an estimate of amounts available in the Educational, Operations and Maintenance, and other funds, each separately, and of expenditures for each of the aforementioned funds, be and the same is hereby adopted as the budget of this district for said fiscal year.

| Roll Call Vote: | Ayes                     | Nays                     | Absent                   | Abstain                  |
|-----------------|--------------------------|--------------------------|--------------------------|--------------------------|
| Espino          | <input type="checkbox"/> | <input type="checkbox"/> | <input type="checkbox"/> | <input type="checkbox"/> |
| Lang            | <input type="checkbox"/> | <input type="checkbox"/> | <input type="checkbox"/> | <input type="checkbox"/> |
| Mancilla        | <input type="checkbox"/> | <input type="checkbox"/> | <input type="checkbox"/> | <input type="checkbox"/> |
| Petrielli       | <input type="checkbox"/> | <input type="checkbox"/> | <input type="checkbox"/> | <input type="checkbox"/> |
| Reid            | <input type="checkbox"/> | <input type="checkbox"/> | <input type="checkbox"/> | <input type="checkbox"/> |
| Sagerer         | <input type="checkbox"/> | <input type="checkbox"/> | <input type="checkbox"/> | <input type="checkbox"/> |
| Schumacher      | <input type="checkbox"/> | <input type="checkbox"/> | <input type="checkbox"/> | <input type="checkbox"/> |

AYES: \_\_\_\_\_ NAYS: \_\_\_\_\_ ABSENT: \_\_\_\_\_ ABSTAIN: \_\_\_\_\_

MOTION (approved/defeated) VOTE: \_\_\_\_\_ - \_\_\_\_\_ - \_\_\_\_\_ - \_\_\_\_\_

\_\_\_\_\_  
President

ATTEST:

\_\_\_\_\_  
Secretary

**COMMUNITY CONSOLIDATED SCHOOL DISTRICT 59**  
Elk Grove Township Schools

REVENUE AND EXPENDITURE

|   | <b><u>2021/22</u></b><br><b><u>Budget on</u></b><br><b><u>Public Display</u></b> | <b><u>2021/22</u></b><br><b><u>Budget for</u></b><br><b><u>Adoption</u></b> |
|---|--|---|
| <b><u>Revenue/Other Financing Sources (excluding transfers)</u></b> |  |   |
| Educational Fund  | \$98,480,170   | \$101,147,617   |
| Operations & Maintenance Fund                                       | 8,145,657  | 8,145,657   |
| Debt Service Fund   | 4,908,875  | 4,908,875   |
| Transportation Fund   | 5,246,559  | 5,246,559   |
| IMR/FICA Fund   | 3,529,445  | 3,809,445   |
| Capital Projects Fund   | 0  | 0   |
| Working Cash Fund   | 31,684   | 31,684  |
| Health Life Safety  | <u>585</u>   | <u>585</u>  |
| Total   | \$120,342,975  | \$123,290,422   |
| <br><b><u>Expenditures (excluding transfers)</u></b>                |  |   |
| Educational Fund  | \$97,880,883   | \$98,826,315  |
| Operations & Maintenance Fund                                       | 6,678,440  | 8,455,785   |
| Debt Service Fund (including debt payment)                          | 4,998,800  | 4,998,800   |
| Transportation Fund   | 7,100,733  | 7,106,508   |
| IMRF/FICA Fund  | 3,765,464  | 3,783,634   |
| Capital Projects Fund   | 3,011,924  | 4,474,349   |
| Working Cash Fund   | 0  | 0   |
| Health Life Safety  | <u>10,848,923</u>  | <u>2,627,888</u>  |
| Total   | \$134,285,167  | \$130,273,279   |



| <i>Begin entering data on EstRev 5-10 and EstExp 11-17 tabs.</i>   |        |                     |                                     |                      |                        |   |                          |                      |              |                                     |
|--|--------|---------------------|-------------------------------------|----------------------|------------------------|---|--------------------------|----------------------|--------------|-------------------------------------|
| Description: Enter Whole Numbers Only  | Acct # | (10)<br>Educational | (20)<br>Operations &<br>Maintenance | (30)<br>Debt Service | (40)<br>Transportation | (50)<br>Municipal<br>Retirement/<br>Social Security | (60)<br>Capital Projects | (70)<br>Working Cash | (80)<br>Tort | (90)<br>Fire Prevention<br>& Safety |
| <b>ESTIMATED BEGINNING FUND BALANCE July 1, 2021 <sup>1</sup> (without Student Activity Funds)</b>         |        | 61,214,954          | 14,437,206                          | 432,810              | 7,751,278              | 939,209   | 11,000,000               | 12,509,781           | 0            | 2,700,000                           |
| <b>RECEIPTS/REVENUES (without Student Activity Funds)</b>  |        |                     |                                     |                      |                        |   |                          |                      |              |                                     |
| LOCAL SOURCES  | 1000   | 73,436,656          | 8,145,657                           | 4,908,875            | 4,468,426              | 3,809,445   | 0                        | 31,684               | 0            | 585                                 |
| FLOW-THROUGH RECEIPTS/REVENUES FROM ONE DISTRICT TO ANOTHER DISTRICT                                       | 2000   | 0                   | 0                                   | 0                    | 0                      | 0   | 0                        | 0                    | 0            | 0                                   |
| STATE SOURCES  | 3000   | 12,731,109          | 0                                   | 0                    | 778,133                | 0   | 0                        | 0                    | 0            | 0                                   |
| FEDERAL SOURCES  | 4000   | 14,979,852          | 0                                   | 0                    | 0                      | 0   | 0                        | 0                    | 0            | 0                                   |
| <b>Total Direct Receipts/Revenues <sup>8</sup></b>   |        | 101,147,617         | 8,145,657                           | 4,908,875            | 5,246,559              | 3,809,445   | 0                        | 31,684               | 0            | 585                                 |
| Receipts/Revenues for "On Behalf" Payments <sup>2</sup>  | 3998   |                     |                                     |                      |                        |   |                          |                      |              |                                     |
| <b>Total Receipts/Revenues</b>   |        | 101,147,617         | 8,145,657                           | 4,908,875            | 5,246,559              | 3,809,445   | 0                        | 31,684               | 0            | 585                                 |
| <b>DISBURSEMENTS/EXPENDITURES (without Student Activity Funds)</b>   |        |                     |                                     |                      |                        |   |                          |                      |              |                                     |
| INSTRUCTION  | 1000   | 58,680,843          |                                     |                      |                        | 1,561,183   |                          |                      | 0            |                                     |
| SUPPORT SERVICES   | 2000   | 35,772,399          | 8,455,785                           |                      | 7,091,508              | 2,166,522   | 4,474,349                |                      | 0            | 2,627,888                           |
| COMMUNITY SERVICES   | 3000   | 260,785             | 0                                   |                      | 0                      | 35,328  |                          |                      | 0            |                                     |
| PAYMENTS TO OTHER DISTRICTS & GOVT UNITS   | 4000   | 4,037,288           | 0                                   | 0                    | 0                      | 0   | 0                        |                      | 0            | 0                                   |
| DEBT SERVICES  | 5000   | 0                   | 0                                   | 4,998,800            | 0                      | 0   |                          |                      | 0            | 0                                   |
| PROVISION FOR CONTINGENCIES  | 6000   | 75,000              | 0                                   | 0                    | 15,000                 | 20,600  | 0                        |                      | 0            | 0                                   |
| <b>Total Direct Disbursements/Expenditures <sup>9</sup></b>  |        | 98,826,315          | 8,455,785                           | 4,998,800            | 7,106,508              | 3,783,633   | 4,474,349                |                      | 0            | 2,627,888                           |
| Disbursements/Expenditures for "On Behalf" Payments <sup>2</sup>   | 4180   | 0                   | 0                                   | 0                    | 0                      | 0   | 0                        |                      | 0            | 0                                   |
| <b>Total Disbursements/Expenditures</b>  |        | 98,826,315          | 8,455,785                           | 4,998,800            | 7,106,508              | 3,783,633   | 4,474,349                |                      | 0            | 2,627,888                           |
| <b>Excess of Direct Receipts/Revenues Over (Under) Direct Disbursements/Expenditures</b>                   |        | 2,321,302           | -310,128                            | -89,925              | -1,859,949             | 25,812  | -4,474,349               | 31,684               | 0            | -2,627,303                          |
| <b>OTHER SOURCES/USES OF FUNDS</b>   |        |                     |                                     |                      |                        |   |                          |                      |              |                                     |
| <b>OTHER SOURCES OF FUNDS (7000)</b>   |        |                     |                                     |                      |                        |   |                          |                      |              |                                     |
| <b>PERMANENT TRANSFER FROM VARIOUS FUNDS</b>   |        |                     |                                     |                      |                        |   |                          |                      |              |                                     |
| Abolishment the Working Cash Fund <sup>16</sup>  | 7110   |                     |                                     |                      |                        |   |                          |                      |              |                                     |
| Abatement of the Working Cash Fund <sup>16</sup>   | 7110   |                     |                                     |                      |                        |   |                          |                      |              |                                     |
| Transfer of Working Cash Fund Interest   | 7120   |                     |                                     |                      |                        |   |                          |                      |              |                                     |
| Transfer Among Funds   | 7130   |                     |                                     |                      |                        |   |                          |                      |              |                                     |
| Transfer of Interest   | 7140   |                     |                                     |                      |                        |   |                          |                      |              |                                     |
| Transfer from Capital Projects Fund to O&M Fund  | 7150   |                     | 0                                   |                      |                        |   |                          |                      |              |                                     |
| Transfer of Excess Fire Prev & Safety Tax & Interest <sup>3</sup> Proceeds to O&M Fund                     | 7160   |                     | 0                                   |                      |                        |   |                          |                      |              |                                     |
| Transfer of Excess Accumulated Fire Prev & Safety Bond and Int <sup>3a</sup> Proceeds to Debt Service Fund | 7170   |                     |                                     | 0                    |                        |   |                          |                      |              |                                     |
| <b>SALE OF BONDS (7200)</b>  |        |                     |                                     |                      |                        |   |                          |                      |              |                                     |
| Principal on Bonds Sold <sup>4</sup>   | 7210   |                     |                                     |                      |                        |   |                          |                      |              |                                     |
| Premium on Bonds Sold  | 7220   |                     |                                     |                      |                        |   |                          |                      |              |                                     |
| Accrued Interest on Bonds Sold   | 7230   |                     |                                     |                      |                        |   |                          |                      |              |                                     |
| Sale or Compensation for Fixed Assets <sup>5</sup>   | 7300   |                     |                                     |                      |                        |   |                          |                      |              |                                     |
| Transfer to Debt Service to Pay Principal on Capital Leases  | 7400   |                     | 0                                   |                      |                        |   |                          |                      |              |                                     |
| Transfer to Debt Service Fund to Pay Interest on Capital Leases  | 7500   |                     | 0                                   |                      |                        |   |                          |                      |              |                                     |
| Transfer to Debt Service Fund to Pay Principal on Revenue Bonds  | 7600   |                     | 0                                   |                      |                        |   |                          |                      |              |                                     |
| Transfer to Debt Service Fund to Pay Interest on Revenue Bonds   | 7700   |                     | 0                                   |                      |                        |   |                          |                      |              |                                     |
| Transfer to Capital Projects Fund  | 7800   |                     |                                     |                      |                        |   | 0                        |                      |              |                                     |
| ISBE Loan Proceeds   | 7900   |                     |                                     |                      |                        |   |                          |                      |              |                                     |
| Other Sources Not Classified Elsewhere   | 7990   |                     |                                     |                      |                        |   |                          |                      |              |                                     |
| <b>Total Other Sources of Funds <sup>8</sup></b>   |        | 0                   | 0                                   | 0                    | 0                      | 0   | 0                        | 0                    | 0            | 0                                   |
| <b>OTHER USES OF FUNDS (8000)</b>  |        |                     |                                     |                      |                        |   |                          |                      |              |                                     |
| <b>TRANSFER TO VARIOUS OTHER FUNDS (8100)</b>  |        |                     |                                     |                      |                        |   |                          |                      |              |                                     |
| Abolishment or Abatement of the Working Cash Fund <sup>16</sup>  | 8110   |                     |                                     |                      |                        |   |                          | 0                    |              |                                     |

| <i>Begin entering data on EstRev 5-10 and EstExp 11-17 tabs.</i>   |        |                     |                                     |                      |                        |   |                          |                      |              |                                     |
|--|--------|---------------------|-------------------------------------|----------------------|------------------------|---|--------------------------|----------------------|--------------|-------------------------------------|
| Description: Enter Whole Numbers Only  | Acct # | (10)<br>Educational | (20)<br>Operations &<br>Maintenance | (30)<br>Debt Service | (40)<br>Transportation | (50)<br>Municipal<br>Retirement/<br>Social Security | (60)<br>Capital Projects | (70)<br>Working Cash | (80)<br>Tort | (90)<br>Fire Prevention<br>& Safety |
| Transfer of Working Cash Fund Interest   | 8120   |                     |                                     |                      |                        |   |                          | 0                    |              |                                     |
| Transfer Among Funds   | 8130   |                     |                                     |                      |                        |   |                          |                      |              |                                     |
| Transfer of Interest <sup>6</sup>  | 8140   |                     |                                     |                      |                        |   |                          |                      |              |                                     |
| Transfer from Capital Projects Fund to O&M Fund  | 8150   |                     |                                     |                      |                        |   |                          |                      |              |                                     |
| Transfer of Excess Fire Prev & Safety Tax & Interest <sup>3</sup> Proceeds to O&M Fund                     | 8160   |                     |                                     |                      |                        |   |                          |                      |              |                                     |
| Transfer of Excess Accumulated Fire Prev & Safety Bond <sup>3a</sup> and Int Proceeds to Debt Service Fund | 8170   |                     |                                     |                      |                        |   |                          |                      |              |                                     |
| Taxes Pledged to Pay Principal on Capital Leases   | 8410   |                     |                                     |                      |                        |   |                          |                      |              |                                     |
| Grants/Reimbursements Pledged to Pay Principal on Capital Leases   | 8420   |                     |                                     |                      |                        |   |                          |                      |              |                                     |
| Other Revenues Pledged to Pay Principal on Capital Leases  | 8430   |                     |                                     |                      |                        |   |                          |                      |              |                                     |
| Fund Balance Transfers Pledged to Pay Principal on Capital Leases  | 8440   |                     |                                     |                      |                        |   |                          |                      |              |                                     |
| Taxes Pledged to Pay Interest on Capital Leases  | 8510   |                     |                                     |                      |                        |   |                          |                      |              |                                     |
| Grants/Reimbursements Pledged to Pay Interest on Capital Leases  | 8520   |                     |                                     |                      |                        |   |                          |                      |              |                                     |
| Other Revenues Pledged to Pay Interest on Capital Leases   | 8530   |                     |                                     |                      |                        |   |                          |                      |              |                                     |
| Fund Balance Transfers Pledged to Pay Interest on Capital Leases   | 8540   |                     |                                     |                      |                        |   |                          |                      |              |                                     |
| Taxes Pledged to Pay Principal on Revenue Bonds  | 8610   |                     |                                     |                      |                        |   |                          |                      |              |                                     |
| Grants/Reimbursements Pledged to Pay Principal on Revenue Bonds  | 8620   |                     |                                     |                      |                        |   |                          |                      |              |                                     |
| Other Revenues Pledged to Pay Principal on Revenue Bonds   | 8630   |                     |                                     |                      |                        |   |                          |                      |              |                                     |
| Fund Balance Transfers Pledged to Pay Principal on Revenue Bonds   | 8640   |                     |                                     |                      |                        |   |                          |                      |              |                                     |
| Taxes Pledged to Pay Interest on Revenue Bonds   | 8710   |                     |                                     |                      |                        |   |                          |                      |              |                                     |
| Grants/Reimbursements Pledged to Pay Interest on Revenue Bonds   | 8720   |                     |                                     |                      |                        |   |                          |                      |              |                                     |
| Other Revenues Pledged to Pay Interest on Revenue Bonds  | 8730   |                     |                                     |                      |                        |   |                          |                      |              |                                     |
| Fund Balance Transfers Pledged to Pay Interest on Revenue Bonds  | 8740   |                     |                                     |                      |                        |   |                          |                      |              |                                     |
| Taxes Transferred to Pay for Capital Projects  | 8810   |                     |                                     |                      |                        |   |                          |                      |              |                                     |
| Grants/Reimbursements Pledged to Pay for Capital Projects  | 8820   |                     |                                     |                      |                        |   |                          |                      |              |                                     |
| Other Revenues Pledged to Pay for Capital Projects   | 8830   |                     |                                     |                      |                        |   |                          |                      |              |                                     |
| Fund Balance Transfers Pledged to Pay for Capital Projects   | 8840   |                     |                                     |                      |                        |   |                          |                      |              |                                     |
| Transfer to Debt Service Fund to Pay Principal on ISBE Loans   | 8910   |                     |                                     |                      |                        |   |                          |                      |              |                                     |
| Other Uses Not Classified Elsewhere  | 8990   |                     |                                     |                      |                        |   |                          |                      |              |                                     |
| <b>Total Other Uses of Funds <sup>9</sup></b>  |        | 0                   | 0                                   | 0                    | 0                      | 0   | 0                        | 0                    | 0            | 0                                   |
| <b>Total Other Sources/Uses of Fund</b>  |        | 0                   | 0                                   | 0                    | 0                      | 0   | 0                        | 0                    | 0            | 0                                   |
| <b>ESTIMATED ENDING FUND BALANCE June 30, 2022 (Without Student Activity Funds)</b>                        |        | 63,536,256          | 14,127,078                          | 342,885              | 5,891,329              | 965,021   | 6,525,651                | 12,541,465           | 0            | 72,697                              |
| <b>Student Activity ESTIMATED BEGINNING FUND BALANCE July 1, 2021 Fund 11</b>                              |        | 117,998             |                                     |                      |                        |   |                          |                      |              |                                     |
| <b>RECEIPTS/REVENUES (For Student Activity Funds)</b>  |        |                     |                                     |                      |                        |   |                          |                      |              |                                     |
| Total Student Activity Direct Receipts/Revenues (Local Sources)  | 1799   | 0                   |                                     |                      |                        |   |                          |                      |              |                                     |
| <b>DISBURSEMENTS/EXPENDITURES (For Student Activity Funds)</b>   |        |                     |                                     |                      |                        |   |                          |                      |              |                                     |
| Total Student Activity Direct Disbursements/Expenditures   | 1999   | 0                   |                                     |                      |                        |   |                          |                      |              |                                     |
| Excess of Direct Receipts/Revenues Over (Under) Direct Disbursements/Expenditures                          |        | 0                   |                                     |                      |                        |   |                          |                      |              |                                     |
| <b>Student Activity ESTIMATED ENDING FUND BALANCE June 30, 2022</b>  |        | 117,998             |                                     |                      |                        |   |                          |                      |              |                                     |
| <b>Total ESTIMATED BEGINNING FUND BALANCE July 1, 2021 (All Sources Including Student Activity Funds)</b>  |        | 61,332,952          | 14,437,206                          | 432,810              | 7,751,278              | 939,209   | 11,000,000               | 12,509,781           | 0            | 2,700,000                           |
| <b>RECEIPTS/REVENUES (All Sources with Student Activity Funds)</b>   |        |                     |                                     |                      |                        |   |                          |                      |              |                                     |
| <b>LOCAL SOURCES</b>   | 1000   | 73,436,656          | 8,145,657                           | 4,908,875            | 4,468,426              | 3,809,445   | 0                        | 31,684               | 0            | 585                                 |
| <b>FLOW-THROUGH RECEIPTS/REVENUES FROM ONE DISTRICT TO ANOTHER DISTRICT</b>                                | 2000   |                     |                                     |                      |                        |   |                          |                      |              |                                     |
| <b>STATE SOURCES</b>   | 3000   | 12,731,109          | 0                                   | 0                    | 778,133                | 0   | 0                        | 0                    | 0            | 0                                   |
| <b>FEDERAL SOURCES</b>   | 4000   | 14,979,852          | 0                                   | 0                    | 0                      | 0   | 0                        | 0                    | 0            | 0                                   |



| <i>Begin entering data on EstRev 5-10 and EstExp 11-17 tabs.</i>                             |        |                     |                                  |                      |                        |  |                          |                      |              |                                  |
|--|--------|---------------------|----------------------------------|----------------------|------------------------|--|--------------------------|----------------------|--------------|----------------------------------|
| Description: Enter Whole Numbers Only  | Acct # | (10)<br>Educational | (20)<br>Operations & Maintenance | (30)<br>Debt Service | (40)<br>Transportation | (50)<br>Municipal Retirement/<br>Social Security | (60)<br>Capital Projects | (70)<br>Working Cash | (80)<br>Tort | (90)<br>Fire Prevention & Safety |
| <b>Total Direct Receipts/Revenues <sup>8</sup></b>   |        | 101,147,617         | 8,145,657                        | 4,908,875            | 5,246,559              | 3,809,445  | 0                        | 31,684               | 0            | 585                              |
| Receipts/Revenues for "On Behalf" Payments <sup>2</sup>                                      | 3998   | 0                   | 0                                | 0                    | 0                      | 0  | 0                        | 0                    | 0            | 0                                |
| <b>Total Receipts/Revenues</b>   |        | 101,147,617         | 8,145,657                        | 4,908,875            | 5,246,559              | 3,809,445  | 0                        | 31,684               | 0            | 585                              |
| <b>DISBURSEMENTS/EXPENDITURES (All Sources with Student Activity Funds)</b>                  |        |                     |                                  |                      |                        |  |                          |                      |              |                                  |
| INSTRUCTION  | 1000   | 58,680,843          |                                  |                      |                        | 1,561,183  |                          |                      | 0            |                                  |
| SUPPORT SERVICES   | 2000   | 35,772,399          | 8,455,785                        |                      | 7,091,508              | 2,166,522  | 4,474,349                |                      | 0            | 2,627,888                        |
| COMMUNITY SERVICES   | 3000   | 260,785             | 0                                |                      | 0                      | 35,328   |                          |                      | 0            |                                  |
| PAYMENTS TO OTHER DISTRICTS & GOVT UNITS   | 4000   | 4,037,288           | 0                                | 0                    | 0                      | 0  | 0                        |                      | 0            | 0                                |
| DEBT SERVICES  | 5000   | 0                   | 0                                | 4,998,800            | 0                      | 0  |                          |                      | 0            | 0                                |
| PROVISION FOR CONTINGENCIES  | 6000   | 75,000              | 0                                | 0                    | 15,000                 | 20,600   | 0                        |                      | 0            | 0                                |
| <b>Total Direct Disbursements/Expenditures <sup>9</sup></b>                                  |        | 98,826,315          | 8,455,785                        | 4,998,800            | 7,106,508              | 3,783,633  | 4,474,349                |                      | 0            | 2,627,888                        |
| Disbursements/Expenditures for "On Behalf" Payments <sup>2</sup>                             | 4180   | 0                   | 0                                | 0                    | 0                      | 0  | 0                        |                      | 0            | 0                                |
| <b>Total Disbursements/Expenditures</b>  |        | 98,826,315          | 8,455,785                        | 4,998,800            | 7,106,508              | 3,783,633  | 4,474,349                |                      | 0            | 2,627,888                        |
| <b>Excess of Direct Receipts/Revenues Over (Under) Direct Disbursements/Expenditures</b>     |        | 2,321,302           | -310,128                         | -89,925              | -1,859,949             | 25,812   | -4,474,349               | 31,684               | 0            | -2,627,303                       |
| <b>OTHER SOURCES/USES OF FUNDS</b>   |        |                     |                                  |                      |                        |  |                          |                      |              |                                  |
| OTHER SOURCES OF FUNDS (7000)  |        |                     |                                  |                      |                        |  |                          |                      |              |                                  |
| Total Other Sources of Funds <sup>8</sup>  |        | 0                   | 0                                | 0                    | 0                      | 0  | 0                        | 0                    | 0            | 0                                |
| OTHER USES OF FUNDS (8000)   |        |                     |                                  |                      |                        |  |                          |                      |              |                                  |
| Total Other Uses of Funds <sup>9</sup>   |        | 0                   | 0                                | 0                    | 0                      | 0  | 0                        | 0                    | 0            | 0                                |
| <b>Total Other Sources/Uses of Fund</b>  |        | 0                   | 0                                | 0                    | 0                      | 0  | 0                        | 0                    | 0            | 0                                |
| <b>ESTIMATED ENDING FUND BALANCE June 30, 2022 (All Sources With student Activity Funds)</b> |        | 63,654,254          | 14,127,078                       | 342,885              | 5,891,329              | 965,021  | 6,525,651                | 12,541,465           | 0            | 72,697                           |

**SUMMARY OF EXPENDITURES Without Student Activity Funds (by Major Object)**

| Description               | Acct # | (10)<br>Educational | (20)<br>Operations & Maintenance | (30)<br>Debt Service | (40)<br>Transportation | (50)<br>Municipal Retirement/<br>Social Security | (60)<br>Capital Projects | (70)<br>Working Cash | (80)<br>Tort | (90)<br>Fire Prevention & Safety |
|---------------------------|--------|---------------------|----------------------------------|----------------------|------------------------|--|--------------------------|----------------------|--------------|----------------------------------|
| <b>Object Name</b>        |        |                     |                                  |                      |                        |  |                          |                      |              |                                  |
| Salaries                  | 100    | 71,136,385          | 4,302,742                        |                      | 263,208                |  | 0                        |                      | 0            | 0                                |
| Employee Benefits         | 200    | 10,471,250          | 842,252                          |                      | 33,825                 | 3,763,033  | 0                        |                      | 0            | 0                                |
| Purchased Services        | 300    | 7,930,746           | 1,331,856                        | 0                    | 6,528,444              |  | 662,814                  |                      | 0            | 0                                |
| Supplies & Materials      | 400    | 6,384,593           | 1,414,935                        |                      | 260,750                |  | 0                        |                      | 0            | 0                                |
| Capital Outlay            | 500    | 12,800              | 505,000                          |                      | 0                      |  | 3,811,535                |                      | 0            | 2,627,888                        |
| Other Objects             | 600    | 2,713,196           | 4,000                            | 4,998,800            | 15,281                 | 20,600   | 0                        |                      | 0            | 0                                |
| Non-Capitalized Equipment | 700    | 177,345             | 55,000                           |                      | 5,000                  |  | 0                        |                      | 0            | 0                                |
| Termination Benefits      | 800    | 0                   | 0                                |                      | 0                      |  | 0                        |                      | 0            | 0                                |
| <b>Total Expenditures</b> |        | 98,826,315          | 8,455,785                        | 4,998,800            | 7,106,508              | 3,783,633  | 4,474,349                |                      | 0            | 2,627,888                        |

## SUMMARY OF CASH TRANSACTIONS

| Description: Enter Whole Numbers Only  | Acct # | (10)<br>Educational | (20)<br>Operations & Maintenance | (30)<br>Debt Service | (40)<br>Transportation | (50)<br>Municipal Retirement/<br>Social Security | (60)<br>Capital Projects | (70)<br>Working Cash | (80)<br>Tort | (90)<br>Fire Prevention & Safety |
|--|--------|---------------------|----------------------------------|----------------------|------------------------|--|--------------------------|----------------------|--------------|----------------------------------|
| <b>BEGINNING CASH BALANCE ON HAND July 1, 2021 <sup>7</sup></b><br>(Without Student Activity Funds)    |        | 61,214,954          | 14,437,206                       | 432,810              | 7,751,278              | 939,209  | 11,000,000               | 12,509,781           | 0            | 2,700,000                        |
| <b>Total Direct Receipts &amp; Other Sources <sup>8</sup></b>  |        | 101,147,617         | 8,145,657                        | 4,908,875            | 5,246,559              | 3,809,445  | 0                        | 31,684               | 0            | 585                              |
| <b>OTHER RECEIPTS</b>  |        |                     |                                  |                      |                        |  |                          |                      |              |                                  |
| Interfund Loans Payable (Loans from Other Funds)   | 411    |                     |                                  |                      |                        |  |                          |                      |              |                                  |
| Interfund Loans Receivable (Repayment of Loans)  | 141    |                     |                                  |                      |                        |  |                          |                      |              |                                  |
| Notes and Warrants Payable   | 433    |                     |                                  |                      |                        |  |                          |                      |              |                                  |
| Other Current Assets   | 199    |                     |                                  |                      |                        |  |                          |                      |              |                                  |
| <b>Total Other Receipts</b>  |        | 0                   | 0                                | 0                    | 0                      | 0  | 0                        | 0                    | 0            | 0                                |
| <b>Total Direct Receipts, Other Sources, &amp; Other Receipts</b>                                      |        | 101,147,617         | 8,145,657                        | 4,908,875            | 5,246,559              | 3,809,445  | 0                        | 31,684               | 0            | 585                              |
| <b>Total Amount Available</b>  |        | 162,362,571         | 22,582,863                       | 5,341,685            | 12,997,837             | 4,748,654  | 11,000,000               | 12,541,465           | 0            | 2,700,585                        |
| <b>Total Direct Disbursements &amp; Other Uses <sup>9</sup></b>  |        | 98,826,315          | 8,455,785                        | 4,998,800            | 7,106,508              | 3,783,633  | 4,474,349                | 0                    | 0            | 2,627,888                        |
| <b>OTHER DISBURSEMENTS</b>   |        |                     |                                  |                      |                        |  |                          |                      |              |                                  |
| Interfund Loans Receivable (Loans to Other Funds) <sup>10</sup>  | 141    |                     |                                  |                      |                        |  |                          |                      |              |                                  |
| Interfund Loans Payable (Repayment of Loans)   | 411    |                     |                                  |                      |                        |  |                          |                      |              |                                  |
| Notes and Warrants Payable   | 433    |                     |                                  |                      |                        |  |                          |                      |              |                                  |
| Other Current Liabilities  | 499    |                     |                                  |                      |                        |  |                          |                      |              |                                  |
| <b>Total Other Disbursements</b>   |        | 0                   | 0                                | 0                    | 0                      | 0  | 0                        | 0                    | 0            | 0                                |
| <b>Total Direct Disbursements, Other Uses, &amp; Other Disbursements</b>                               |        | 98,826,315          | 8,455,785                        | 4,998,800            | 7,106,508              | 3,783,633  | 4,474,349                | 0                    | 0            | 2,627,888                        |
| <b>ENDING CASH BALANCE ON HAND June 30, 2022 <sup>7</sup> (Without</b>                                 |        | 63,536,256          | 14,127,078                       | 342,885              | 5,891,329              | 965,021  | 6,525,651                | 12,541,465           | 0            | 72,697                           |
| <b>Activity Funds BEGINNING CASH BALANCE ON HAND July 1, 2021 <sup>7</sup></b>                         |        |                     |                                  |                      |                        |  |                          |                      |              |                                  |
|  |        | 117,998             |                                  |                      |                        |  |                          |                      |              |                                  |
| <b>Total Direct Receipts &amp; Other Sources <sup>8</sup></b>  |        | 0                   |                                  |                      |                        |  |                          |                      |              |                                  |
| <b>Total Amount Available</b>  |        | 117,998             |                                  |                      |                        |  |                          |                      |              |                                  |
| <b>Total Direct Disbursements &amp; Other Uses <sup>9</sup></b>  |        | 0                   |                                  |                      |                        |  |                          |                      |              |                                  |
| <b>Activity funds ENDING CASH BALANCE ON HAND June 30, 2022 <sup>7</sup></b>                           |        | 117,998             |                                  |                      |                        |  |                          |                      |              |                                  |
| <b>Total BEGINNING CASH BALANCE ON HAND July 1, 2021 <sup>7</sup></b><br>(With Student Activity Funds) |        | 61,332,952          | 14,437,206                       | 432,810              | 7,751,278              | 939,209  | 11,000,000               | 12,509,781           | 0            | 2,700,000                        |
| <b>Total Direct Receipts &amp; Other Sources <sup>8</sup></b>  |        | 101,147,617         | 8,145,657                        | 4,908,875            | 5,246,559              | 3,809,445  | 0                        | 31,684               | 0            | 585                              |
| <b>Total Other Receipts</b>  |        | 0                   | 0                                | 0                    | 0                      | 0  | 0                        | 0                    | 0            | 0                                |
| <b>Total Direct Receipts, Other Sources, &amp; Other Receipts</b>                                      |        | 101,147,617         | 8,145,657                        | 4,908,875            | 5,246,559              | 3,809,445  | 0                        | 31,684               | 0            | 585                              |
| <b>Total Amount Available</b>  |        | 162,480,569         | 22,582,863                       | 5,341,685            | 12,997,837             | 4,748,654  | 11,000,000               | 12,541,465           | 0            | 2,700,585                        |
| <b>Total Direct Disbursements &amp; Other Uses <sup>9</sup></b>  |        | 98,826,315          | 8,455,785                        | 4,998,800            | 7,106,508              | 3,783,633  | 4,474,349                | 0                    | 0            | 2,627,888                        |
| <b>Total Other Disbursements</b>   |        | 0                   | 0                                | 0                    | 0                      | 0  | 0                        | 0                    | 0            | 0                                |
| <b>Total Direct Disbursements, Other Uses, &amp; Other Disbursements</b>                               |        | 98,826,315          | 8,455,785                        | 4,998,800            | 7,106,508              | 3,783,633  | 4,474,349                | 0                    | 0            | 2,627,888                        |
| <b>Total ENDING CASH BALANCE ON HAND June 30, 2022 <sup>7</sup> (With</b>                              |        | 63,654,254          | 14,127,078                       | 342,885              | 5,891,329              | 965,021  | 6,525,651                | 12,541,465           | 0            | 72,697                           |

| Description: Enter Whole Numbers Only                                | Acct # | (10)<br>Educational | (20)<br>Operations & Maintenance | (30)<br>Debt Service | (40)<br>Transportation | (50)<br>Municipal Retirement/<br>Social Security | (60)<br>Capital Projects | (70)<br>Working Cash | (80)<br>Tort | (90)<br>Fire Prevention & Safety |
|--|--------|---------------------|----------------------------------|----------------------|------------------------|--|--------------------------|----------------------|--------------|----------------------------------|
| <b>RECEIPTS/REVENUES FROM LOCAL SOURCES (1000)</b>                   |        |                     |                                  |                      |                        |  |                          |                      |              |                                  |
| <b>AD VALOREM TAXES LEVIED BY LOCAL EDUCATION AGENCY 1100</b>        |        |                     |                                  |                      |                        |  |                          |                      |              |                                  |
| Designated Purposes Levies <sup>11 (1110-1120)</sup>                 | -      | 70,945,152          | 6,106,387                        | 4,896,362            | 4,451,998              | 1,492,332  |                          |                      |              |                                  |
| Leasing Purposes Levy <sup>12</sup>                                  | 1130   |                     |                                  |                      |                        |  |                          |                      |              |                                  |
| Special Education Purposes Levy                                      | 1140   | 869,559             |                                  |                      |                        |  |                          |                      |              |                                  |
| FICA and Medicare Only Levies  | 1150   |                     |                                  |                      |                        | 1,234,444  |                          |                      |              |                                  |
| Area Vocational Construction Purposes Levy                           | 1160   |                     |                                  |                      |                        |  |                          |                      |              |                                  |
| Summer School Purposes Levy  | 1170   |                     |                                  |                      |                        |  |                          |                      |              |                                  |
| Other Tax Levies (Describe & Itemize)                                | 1190   |                     |                                  |                      |                        |  |                          |                      |              |                                  |
| <b>Total Ad Valorem Taxes Levied by District</b>                     |        | <b>71,814,711</b>   | <b>6,106,387</b>                 | <b>4,896,362</b>     | <b>4,451,998</b>       | <b>2,726,776</b>                                 | <b>0</b>                 | <b>0</b>             | <b>0</b>     | <b>0</b>                         |
| <b>PAYMENTS IN LIEU OF TAXES 1200</b>                                |        |                     |                                  |                      |                        |  |                          |                      |              |                                  |
| Mobile Home Privilege Tax  | 1210   |                     |                                  |                      |                        |  |                          |                      |              |                                  |
| Payments from Local Housing Authority                                | 1220   |                     |                                  |                      |                        |  |                          |                      |              |                                  |
| Corporate Personal Property Replacement Taxes <sup>13</sup>          | 1230   | 1,040,031           | 2,000,000                        |                      |                        | 1,080,000  |                          |                      |              |                                  |
| Other Payments in Lieu of Taxes (Describe & Itemize)                 | 1290   |                     |                                  |                      |                        |  |                          |                      |              |                                  |
| <b>Total Payments in Lieu of Taxes</b>                               |        | <b>1,040,031</b>    | <b>2,000,000</b>                 | <b>0</b>             | <b>0</b>               | <b>1,080,000</b>                                 | <b>0</b>                 | <b>0</b>             | <b>0</b>     | <b>0</b>                         |
| <b>TUITION 1300</b>  |        |                     |                                  |                      |                        |  |                          |                      |              |                                  |
| Regular Tuition from Pupils or Parents (In State)                    | 1311   | 10,000              |                                  |                      |                        |  |                          |                      |              |                                  |
| Regular Tuition from Other Districts (In State)                      | 1312   |                     |                                  |                      |                        |  |                          |                      |              |                                  |
| Regular Tuition from Other Sources (In State)                        | 1313   |                     |                                  |                      |                        |  |                          |                      |              |                                  |
| Regular Tuition from Other Sources (Out of State)                    | 1314   |                     |                                  |                      |                        |  |                          |                      |              |                                  |
| Summer School Tuition from Pupils or Parents (In State)              | 1321   |                     |                                  |                      |                        |  |                          |                      |              |                                  |
| Summer School Tuition from Other Districts (In State)                | 1322   |                     |                                  |                      |                        |  |                          |                      |              |                                  |
| Summer School Tuition from Other Sources (In State)                  | 1323   |                     |                                  |                      |                        |  |                          |                      |              |                                  |
| Summer School Tuition from Other Sources (Out of State)              | 1324   |                     |                                  |                      |                        |  |                          |                      |              |                                  |
| CTE Tuition from Pupils or Parents (In State)                        | 1331   |                     |                                  |                      |                        |  |                          |                      |              |                                  |
| CTE Tuition from Other Districts (In State)                          | 1332   |                     |                                  |                      |                        |  |                          |                      |              |                                  |
| CTE Tuition from Other Sources (In State)                            | 1333   |                     |                                  |                      |                        |  |                          |                      |              |                                  |
| CTE Tuition from Other Sources (Out of State)                        | 1334   |                     |                                  |                      |                        |  |                          |                      |              |                                  |
| Special Education Tuition from Pupils or Parents (In State)          | 1341   |                     |                                  |                      |                        |  |                          |                      |              |                                  |
| Special Education Tuition from Other Districts (In State)            | 1342   |                     |                                  |                      |                        |  |                          |                      |              |                                  |
| Special Education Tuition from Other Sources (In State)              | 1343   |                     |                                  |                      |                        |  |                          |                      |              |                                  |
| Special Education Tuition from Other Sources (Out of State)          | 1344   |                     |                                  |                      |                        |  |                          |                      |              |                                  |
| Adult Tuition from Pupils or Parents (In State)                      | 1351   |                     |                                  |                      |                        |  |                          |                      |              |                                  |
| Adult Tuition from Other Districts (In State)                        | 1352   |                     |                                  |                      |                        |  |                          |                      |              |                                  |
| Adult Tuition from Other Sources (In State)                          | 1353   |                     |                                  |                      |                        |  |                          |                      |              |                                  |
| Adult Tuition from Other Sources (Out of State)                      | 1354   |                     |                                  |                      |                        |  |                          |                      |              |                                  |
| <b>Total Tuition</b>   |        | <b>10,000</b>       |                                  |                      |                        |  |                          |                      |              |                                  |
| <b>TRANSPORTATION FEES 1400</b>                                      |        |                     |                                  |                      |                        |  |                          |                      |              |                                  |
| Regular Transportation Fees from Pupils or Parents (In State)        | 1411   |                     |                                  |                      |                        |  |                          |                      |              |                                  |
| Regular Transportation Fees from Other Districts (In State)          | 1412   |                     |                                  |                      |                        |  |                          |                      |              |                                  |
| Regular Transportation Fees from Other Sources (In State)            | 1413   |                     |                                  |                      |                        |  |                          |                      |              |                                  |
| Regular Transportation Fees from Co-curricular Activities (In State) | 1415   |                     |                                  |                      |                        |  |                          |                      |              |                                  |
| Regular Transportation Fees from Other Sources (Out of State)        | 1416   |                     |                                  |                      |                        |  |                          |                      |              |                                  |
| Summer School Transportation Fees from Pupils or Parents (In State)  | 1421   |                     |                                  |                      |                        |  |                          |                      |              |                                  |
| Summer School Transportation Fees from Other Districts (In State)    | 1422   |                     |                                  |                      |                        |  |                          |                      |              |                                  |
| Summer School Transportation Fees from Other Sources (In State)      | 1423   |                     |                                  |                      |                        |  |                          |                      |              |                                  |
| Summer School Transportation Fees from Other Sources (Out of State)  | 1424   |                     |                                  |                      |                        |  |                          |                      |              |                                  |
| CTE Transportation Fees from Pupils or Parents (In State)            | 1431   |                     |                                  |                      |                        |  |                          |                      |              |                                  |
| CTE Transportation Fees from Other Districts (In State)              | 1432   |                     |                                  |                      |                        |  |                          |                      |              |                                  |
| CTE Transportation Fees from Other Sources (In State)                | 1433   |                     |                                  |                      |                        |  |                          |                      |              |                                  |
| CTE Transportation Fees from Other Sources (Out of State)            | 1434   |                     |                                  |                      |                        |  |                          |                      |              |                                  |

| Description: Enter Whole Numbers Only  | Acct #      | (10)<br>Educational | (20)<br>Operations & Maintenance | (30)<br>Debt Service | (40)<br>Transportation | (50)<br>Municipal Retirement/<br>Social Security | (60)<br>Capital Projects | (70)<br>Working Cash | (80)<br>Tort | (90)<br>Fire Prevention & Safety |
|--|-------------|---------------------|----------------------------------|----------------------|------------------------|--|--------------------------|----------------------|--------------|----------------------------------|
| Special Education Transportation Fees from Pupils or Parents (In State)            | 1441        |                     |                                  |                      |                        |  |                          |                      |              |                                  |
| Special Education Transportation Fees from Other Districts (In State)              | 1442        |                     |                                  |                      |                        |  |                          |                      |              |                                  |
| Special Education Transportation Fees from Other Sources (In State)                | 1443        |                     |                                  |                      |                        |  |                          |                      |              |                                  |
| Special Education Transportation Fees from Other Sources (Out of State)            | 1444        |                     |                                  |                      |                        |  |                          |                      |              |                                  |
| Adult Transportation Fees from Pupils or Parents (In State)                        | 1451        |                     |                                  |                      |                        |  |                          |                      |              |                                  |
| Adult Transportation Fees from Other Districts (In State)                          | 1452        |                     |                                  |                      |                        |  |                          |                      |              |                                  |
| Adult Transportation Fees from Other Sources (In State)                            | 1453        |                     |                                  |                      |                        |  |                          |                      |              |                                  |
| Adult Transportation Fees from Other Sources (Out of State)                        | 1454        |                     |                                  |                      |                        |  |                          |                      |              |                                  |
| <b>Total Transportation Fees</b>   |             |                     |                                  |                      | 0                      |  |                          |                      |              |                                  |
| <b>EARNINGS ON INVESTMENTS</b>   | <b>1500</b> |                     |                                  |                      |                        |  |                          |                      |              |                                  |
| Interest on Investments  | 1510        | 344,858             | 65,848                           | 20,935               | 27,694                 | 4,698  |                          | 55,794               |              | 585                              |
| Gain or Loss on Sale of Investments  | 1520        | -149,230            | -26,578                          | -8,422               | -11,266                | -2,029   |                          | -24,110              |              |                                  |
| <b>Total Earnings on Investments</b>   |             | 195,628             | 39,270                           | 12,513               | 16,428                 | 2,669  | 0                        | 31,684               | 0            | 585                              |
| <b>FOOD SERVICE</b>  | <b>1600</b> |                     |                                  |                      |                        |  |                          |                      |              |                                  |
| Sales to Pupils - Lunch  | 1611        | 359,286             |                                  |                      |                        |  |                          |                      |              |                                  |
| Sales to Pupils - Breakfast  | 1612        |                     |                                  |                      |                        |  |                          |                      |              |                                  |
| Sales to Pupils - A la Carte   | 1613        |                     |                                  |                      |                        |  |                          |                      |              |                                  |
| Sales to Pupils - Other (Describe & Itemize)                                       | 1614        |                     |                                  |                      |                        |  |                          |                      |              |                                  |
| Sales to Adults  | 1620        |                     |                                  |                      |                        |  |                          |                      |              |                                  |
| Other Food Service (Describe & Itemize)  | 1690        |                     |                                  |                      |                        |  |                          |                      |              |                                  |
| <b>Total Food Service</b>  |             | 359,286             |                                  |                      |                        |  |                          |                      |              |                                  |
| <b>DISTRICT/SCHOOL ACTIVITY INCOME</b>   | <b>1700</b> |                     |                                  |                      |                        |  |                          |                      |              |                                  |
| Admissions - Athletic  | 1711        |                     |                                  |                      |                        |  |                          |                      |              |                                  |
| Admissions - Other   | 1719        |                     |                                  |                      |                        |  |                          |                      |              |                                  |
| Fees   | 1720        |                     |                                  |                      |                        |  |                          |                      |              |                                  |
| Book Store Sales   | 1730        |                     |                                  |                      |                        |  |                          |                      |              |                                  |
| Other District/School Activity Revenue (Describe & Itemize)                        | 1790        |                     |                                  |                      |                        |  |                          |                      |              |                                  |
| Student Activity Fund Revenues   | 1799        |                     |                                  |                      |                        |  |                          |                      |              |                                  |
| <b>Total District/School Activity Income (without Student Activity Funds 1799)</b> |             | 0                   | 0                                |                      |                        |  |                          |                      |              |                                  |
| <b>Total District/School Activity Income (with Student Activity Funds 1799)</b>    |             | 0                   |                                  |                      |                        |  |                          |                      |              |                                  |
| <b>TEXTBOOK INCOME</b>   | <b>1800</b> |                     |                                  |                      |                        |  |                          |                      |              |                                  |
| Rentals - Regular Textbooks  | 1811        |                     |                                  |                      |                        |  |                          |                      |              |                                  |
| Rentals - Summer School Textbooks  | 1812        |                     |                                  |                      |                        |  |                          |                      |              |                                  |
| Rentals - Adult/Continuing Education Textbooks                                     | 1813        |                     |                                  |                      |                        |  |                          |                      |              |                                  |
| Rentals - Other (Describe)   | 1819        |                     |                                  |                      |                        |  |                          |                      |              |                                  |
| Sales - Regular Textbooks  | 1821        |                     |                                  |                      |                        |  |                          |                      |              |                                  |
| Sales - Summer School Textbooks  | 1822        |                     |                                  |                      |                        |  |                          |                      |              |                                  |
| Sales - Adult/Continuing Education Textbooks                                       | 1823        |                     |                                  |                      |                        |  |                          |                      |              |                                  |
| Sales - Other (Describe & Itemize)   | 1829        |                     |                                  |                      |                        |  |                          |                      |              |                                  |
| Other (Describe & Itemize)   | 1890        |                     |                                  |                      |                        |  |                          |                      |              |                                  |
| <b>Total Textbooks</b>   |             | 0                   |                                  |                      |                        |  |                          |                      |              |                                  |
| <b>OTHER REVENUE FROM LOCAL SOURCES</b>  | <b>1900</b> |                     |                                  |                      |                        |  |                          |                      |              |                                  |
| Rentals  | 1910        |                     |                                  |                      |                        |  |                          |                      |              |                                  |
| Contributions and Donations from Private Sources                                   | 1920        | 1,000               |                                  |                      |                        |  |                          |                      |              |                                  |
| Impact Fees from Municipal or County Governments                                   | 1930        |                     |                                  |                      |                        |  |                          |                      |              |                                  |
| Services Provided Other Districts  | 1940        |                     |                                  |                      |                        |  |                          |                      |              |                                  |
| Refund of Prior Years' Expenditures  | 1950        |                     |                                  |                      |                        |  |                          |                      |              |                                  |
| Payments of Surplus Moneys from TIF Districts                                      | 1960        |                     |                                  |                      |                        |  |                          |                      |              |                                  |
| Drivers' Education Fees  | 1970        |                     |                                  |                      |                        |  |                          |                      |              |                                  |
| Proceeds from Vendors' Contracts   | 1980        |                     |                                  |                      |                        |  |                          |                      |              |                                  |
| School Facility Occupation Tax Proceeds  | 1983        |                     |                                  |                      |                        |  |                          |                      |              |                                  |
| Payment from Other Districts   | 1991        |                     |                                  |                      |                        |  |                          |                      |              |                                  |
| Sale of Vocational Projects  | 1992        |                     |                                  |                      |                        |  |                          |                      |              |                                  |
| Other Local Fees (Describe & Itemize)  | 1993        |                     |                                  |                      |                        |  |                          |                      |              |                                  |

| Description: Enter Whole Numbers Only   | Acct #      | (10)<br>Educational | (20)<br>Operations & Maintenance | (30)<br>Debt Service | (40)<br>Transportation | (50)<br>Municipal Retirement/<br>Social Security | (60)<br>Capital Projects | (70)<br>Working Cash | (80)<br>Tort | (90)<br>Fire Prevention & Safety |
|---|-------------|---------------------|----------------------------------|----------------------|------------------------|--|--------------------------|----------------------|--------------|----------------------------------|
| Other Local Revenues (Describe & Itemize)   | 1999        | 16,000              |                                  |                      |                        |  |                          |                      |              |                                  |
| <b>Total Other Revenue from Local Sources</b>   |             | 17,000              | 0                                | 0                    | 0                      | 0  | 0                        | 0                    | 0            | 0                                |
| <b>Total Receipts/Revenues from Local Sources (without Student Activity Funds 1799)</b> | <b>1000</b> | 73,436,656          | 8,145,657                        | 4,908,875            | 4,468,426              | 3,809,445  | 0                        | 31,684               | 0            | 585                              |
| <b>Total Receipts/Revenues from Local Sources (with Student Activity Funds 1799)</b>    |             | 73,436,656          |                                  |                      |                        |  |                          |                      |              |                                  |
| <b>FLOW-THROUGH RECEIPTS/REVENUES FROM ONE DISTRICT TO ANOTHER DISTRICT (2000)</b>      |             |                     |                                  |                      |                        |  |                          |                      |              |                                  |
| Flow-Through Revenue from State Sources   | 2100        |                     |                                  |                      |                        |  |                          |                      |              |                                  |
| Flow-Through Revenue from Federal Sources   | 2200        |                     |                                  |                      |                        |  |                          |                      |              |                                  |
| Other Flow-Through Revenue (Describe & Itemize)   | 2300        |                     |                                  |                      |                        |  |                          |                      |              |                                  |
| <b>Total Flow-Through Receipts/Revenues From One District to Another District</b>       | <b>2000</b> | 0                   | 0                                |                      | 0                      | 0  |                          |                      |              |                                  |
| <b>RECEIPTS/REVENUES FROM STATE SOURCES (3000)</b>                                      |             |                     |                                  |                      |                        |  |                          |                      |              |                                  |
| <b>UNRESTRICTED GRANTS-IN-AID (3001-3099)</b>   |             |                     |                                  |                      |                        |  |                          |                      |              |                                  |
| Evidence Based Funding Formula (Section 18-8.15)  | 3001        | 12,027,348          |                                  |                      |                        |  |                          |                      |              |                                  |
| Reorganization Incentives (Accounts 3005-3021)  | 3005        |                     |                                  |                      |                        |  |                          |                      |              |                                  |
| Fast Growth District Grants   | 3030        |                     |                                  |                      |                        |  |                          |                      |              |                                  |
| Other Unrestricted Grants-In-Aid From State Sources (Describe & Itemize)                | 3099        |                     |                                  |                      |                        |  |                          |                      |              |                                  |
| <b>Total Unrestricted Grants-In-Aid</b>   |             | 12,027,348          | 0                                | 0                    | 0                      | 0  | 0                        |                      | 0            | 0                                |
| <b>RESTRICTED GRANTS-IN-AID (3100-3900)</b>   |             |                     |                                  |                      |                        |  |                          |                      |              |                                  |
| <b>SPECIAL EDUCATION</b>  |             |                     |                                  |                      |                        |  |                          |                      |              |                                  |
| Special Education - Private Facility Tuition  | 3100        | 133,071             |                                  |                      |                        |  |                          |                      |              |                                  |
| Special Education - Funding for Children Requiring Sp Ed Services                       | 3105        |                     |                                  |                      |                        |  |                          |                      |              |                                  |
| Special Education - Personnel   | 3110        |                     |                                  |                      |                        |  |                          |                      |              |                                  |
| Special Education - Orphanage - Individual  | 3120        | 52,860              |                                  |                      |                        |  |                          |                      |              |                                  |
| Special Education - Orphanage - Summer Individual                                       | 3130        |                     |                                  |                      |                        |  |                          |                      |              |                                  |
| Special Education - Summer School   | 3145        |                     |                                  |                      |                        |  |                          |                      |              |                                  |
| Special Education - Other (Describe & Itemize)  | 3199        |                     |                                  |                      |                        |  |                          |                      |              |                                  |
| <b>Total Special Education</b>  |             | 185,931             | 0                                |                      | 0                      |  |                          |                      |              |                                  |
| <b>CAREER AND TECHNICAL EDUCATION (CTE)</b>   |             |                     |                                  |                      |                        |  |                          |                      |              |                                  |
| CTE - Technical Education - Tech Prep   | 3200        |                     |                                  |                      |                        |  |                          |                      |              |                                  |
| CTE - Secondary Program Improvement (CTEI)  | 3220        |                     |                                  |                      |                        |  |                          |                      |              |                                  |
| CTE - WECEP   | 3225        |                     |                                  |                      |                        |  |                          |                      |              |                                  |
| CTE - Agriculture Education   | 3235        |                     |                                  |                      |                        |  |                          |                      |              |                                  |
| CTE - Instructor Practicum  | 3240        |                     |                                  |                      |                        |  |                          |                      |              |                                  |
| CTE - Student Organizations   | 3270        |                     |                                  |                      |                        |  |                          |                      |              |                                  |
| CTE - Other (Describe & Itemize)  | 3299        |                     |                                  |                      |                        |  |                          |                      |              |                                  |
| <b>Total Career and Technical Education</b>   |             | 0                   | 0                                |                      |                        | 0  |                          |                      |              |                                  |
| <b>BILINGUAL EDUCATION</b>  |             |                     |                                  |                      |                        |  |                          |                      |              |                                  |
| Bilingual Education - Downstate - TPI and TBE   | 3305        |                     |                                  |                      |                        |  |                          |                      |              |                                  |
| Bilingual Education - Downstate - Transitional Bilingual Education                      | 3310        |                     |                                  |                      |                        |  |                          |                      |              |                                  |
| <b>Total Bilingual Education</b>  |             | 0                   |                                  |                      |                        | 0  |                          |                      |              |                                  |
| State Free Lunch & Breakfast  | 3360        | 17,830              |                                  |                      |                        |  |                          |                      |              |                                  |
| School Breakfast Initiative   | 3365        |                     |                                  |                      |                        |  |                          |                      |              |                                  |
| Driver Education  | 3370        |                     |                                  |                      |                        |  |                          |                      |              |                                  |
| Adult Education (from ICCB)   | 3410        |                     |                                  |                      |                        |  |                          |                      |              |                                  |
| Adult Education - Other (Describe & Itemize)  | 3499        |                     |                                  |                      |                        |  |                          |                      |              |                                  |
| <b>TRANSPORTATION</b>   |             |                     |                                  |                      |                        |  |                          |                      |              |                                  |
| Transportation - Regular and Vocational   | 3500        |                     |                                  |                      | 271,879                |  |                          |                      |              |                                  |
| Transportation - Special Education  | 3510        |                     |                                  |                      | 418,258                |  |                          |                      |              |                                  |
| Transportation - Other (Describe & Itemize)   | 3599        |                     |                                  |                      |                        |  |                          |                      |              |                                  |
| <b>Total Transportation</b>   |             | 0                   | 0                                |                      | 690,137                | 0  |                          |                      |              |                                  |

| Description: Enter Whole Numbers Only  | Acct #      | (10)<br>Educational | (20)<br>Operations & Maintenance | (30)<br>Debt Service | (40)<br>Transportation | (50)<br>Municipal Retirement/<br>Social Security | (60)<br>Capital Projects | (70)<br>Working Cash | (80)<br>Tort | (90)<br>Fire Prevention & Safety |
|--|-------------|---------------------|----------------------------------|----------------------|------------------------|--|--------------------------|----------------------|--------------|----------------------------------|
| Learning Improvement - Change Grants   | 3610        |                     |                                  |                      |                        |  |                          |                      |              |                                  |
| Scientific Literacy  | 3660        |                     |                                  |                      |                        |  |                          |                      |              |                                  |
| Truant Alternative/Optional Education  | 3695        |                     |                                  |                      |                        |  |                          |                      |              |                                  |
| Early Childhood - Block Grant  | 3705        | 500,000             |                                  |                      | 87,996                 |  |                          |                      |              |                                  |
| Chicago General Education Block Grant  | 3766        |                     |                                  |                      |                        |  |                          |                      |              |                                  |
| Chicago Educational Services Block Grant   | 3767        |                     |                                  |                      |                        |  |                          |                      |              |                                  |
| School Safety & Educational Improvement Block Grant  | 3775        |                     |                                  |                      |                        |  |                          |                      |              |                                  |
| Technology - Technology for Success  | 3780        |                     |                                  |                      |                        |  |                          |                      |              |                                  |
| State Charter Schools  | 3815        |                     |                                  |                      |                        |  |                          |                      |              |                                  |
| Extended Learning Opportunities - Summer Bridges   | 3825        |                     |                                  |                      |                        |  |                          |                      |              |                                  |
| Infrastructure Improvements - Planning/Construction  | 3920        |                     |                                  |                      |                        |  |                          |                      |              |                                  |
| School Infrastructure - Maintenance Projects   | 3925        |                     |                                  |                      |                        |  |                          |                      |              |                                  |
| Other Restricted Revenue from State Sources (Describe & Itemize)                               | 3999        |                     |                                  |                      |                        |  |                          |                      |              |                                  |
| <b>Total Restricted Grants-In-Aid</b>  |             | 703,761             | 0                                | 0                    | 778,133                | 0  | 0                        | 0                    | 0            | 0                                |
| <b>Total Receipts/Revenues from State Sources</b>  | <b>3000</b> | 12,731,109          | 0                                | 0                    | 778,133                | 0  | 0                        | 0                    | 0            | 0                                |
| <b>RECEIPTS/REVENUES FROM FEDERAL SOURCES (4000)</b>   |             |                     |                                  |                      |                        |  |                          |                      |              |                                  |
| <b>UNRESTRICTED GRANTS-IN-AID RECEIVED DIRECTLY FROM FEDERAL</b>                               |             |                     |                                  |                      |                        |  |                          |                      |              |                                  |
| Federal Impact Aid   | 4001        |                     |                                  |                      |                        |  |                          |                      |              |                                  |
| Other Unrestricted Grants-In-Aid Received Directly from the Federal Govt. (Describe & Itemize) | 4009        |                     |                                  |                      |                        |  |                          |                      |              |                                  |
| <b>Total Unrestricted Grants-In-Aid Received Directly from Fed Govt</b>                        |             | 0                   | 0                                | 0                    | 0                      | 0  | 0                        | 0                    | 0            | 0                                |
| <b>RESTRICTED GRANTS-IN-AID RECEIVED DIRECTLY FROM FEDERAL GOVT</b>                            |             |                     |                                  |                      |                        |  |                          |                      |              |                                  |
| Head Start   | 4045        |                     |                                  |                      |                        |  |                          |                      |              |                                  |
| Construction (Impact Aid)  | 4050        |                     |                                  |                      |                        |  |                          |                      |              |                                  |
| MAGNET   | 4060        |                     |                                  |                      |                        |  |                          |                      |              |                                  |
| Other Restricted Grants-In-Aid Received Directly from Federal Govt. (Describe & Itemize)       | 4090        |                     |                                  |                      |                        |  |                          |                      |              |                                  |
| <b>Total Restricted Grants-In-Aid Received Directly from Federal Govt.</b>                     |             | 0                   | 0                                |                      | 0                      | 0  | 0                        |                      |              | 0                                |
| <b>RESTRICTED GRANTS-IN-AID RECEIVED FROM FEDERAL</b>  |             |                     |                                  |                      |                        |  |                          |                      |              |                                  |
| <b>TITLE V</b>   |             |                     |                                  |                      |                        |  |                          |                      |              |                                  |
| Title V - Flexibility and Accountability   | 4100        |                     |                                  |                      |                        |  |                          |                      |              |                                  |
| Title V - SEA Projects   | 4105        |                     |                                  |                      |                        |  |                          |                      |              |                                  |
| Title V - Rural Education Initiative (REI)   | 4107        |                     |                                  |                      |                        |  |                          |                      |              |                                  |
| Title V - Other (Describe & Itemize)   | 4199        |                     |                                  |                      |                        |  |                          |                      |              |                                  |
| <b>Total Title V</b>   |             | 0                   | 0                                |                      | 0                      | 0  |                          |                      |              |                                  |
| <b>FOOD SERVICE</b>  |             |                     |                                  |                      |                        |  |                          |                      |              |                                  |
| Breakfast Start-Up Expansion   | 4200        |                     |                                  |                      |                        |  |                          |                      |              |                                  |
| National School Lunch Program  | 4210        | 1,353,500           |                                  |                      |                        |  |                          |                      |              |                                  |
| Special Milk Program   | 4215        |                     |                                  |                      |                        |  |                          |                      |              |                                  |
| School Breakfast Program   | 4220        | 277,428             |                                  |                      |                        |  |                          |                      |              |                                  |
| Summer Food Service Admin/Program  | 4225        |                     |                                  |                      |                        |  |                          |                      |              |                                  |
| Child and Adult Care Food Program  | 4226        |                     |                                  |                      |                        |  |                          |                      |              |                                  |
| Fresh Fruit and Vegetables   | 4240        |                     |                                  |                      |                        |  |                          |                      |              |                                  |
| Food Service - Other (Describe & Itemize)  | 4299        |                     |                                  |                      |                        |  |                          |                      |              |                                  |
| <b>Total Food Service</b>  |             | 1,630,928           |                                  |                      |                        | 0  |                          |                      |              |                                  |
| <b>TITLE I</b>   |             |                     |                                  |                      |                        |  |                          |                      |              |                                  |
| Title I - Low Income   | 4300        | 1,319,192           |                                  |                      |                        |  |                          |                      |              |                                  |
| Title I - Low Income - Neglected, Private  | 4305        |                     |                                  |                      |                        |  |                          |                      |              |                                  |
| Title I - Migrant Education  | 4340        |                     |                                  |                      |                        |  |                          |                      |              |                                  |
| Title I - Other (Describe & Itemize)   | 4399        |                     |                                  |                      |                        |  |                          |                      |              |                                  |
| <b>Total Title I</b>   |             | 1,319,192           | 0                                |                      | 0                      | 0  |                          |                      |              |                                  |
| <b>TITLE IV</b>  |             |                     |                                  |                      |                        |  |                          |                      |              |                                  |
| Title IV - Student Support & Academic Enrichment Grant   | 4400        | 98,060              |                                  |                      |                        |  |                          |                      |              |                                  |

| Description: Enter Whole Numbers Only                              | Acct # | (10)<br>Educational | (20)<br>Operations & Maintenance | (30)<br>Debt Service | (40)<br>Transportation | (50)<br>Municipal Retirement/<br>Social Security | (60)<br>Capital Projects | (70)<br>Working Cash | (80)<br>Tort | (90)<br>Fire Prevention & Safety |
|--|--------|---------------------|----------------------------------|----------------------|------------------------|--|--------------------------|----------------------|--------------|----------------------------------|
| Title IV - 21st Century  | 4421   |                     |                                  |                      |                        |  |                          |                      |              |                                  |
| Title IV - Other (Describe & Itemize)                              | 4499   |                     |                                  |                      |                        |  |                          |                      |              |                                  |
| <b>Total Title IV</b>  |        | 98,060              | 0                                |                      | 0                      | 0  |                          |                      |              |                                  |
| <b>FEDERAL - SPECIAL EDUCATION</b>                                 |        |                     |                                  |                      |                        |  |                          |                      |              |                                  |
| Federal Special Education - Preschool Flow-Through                 | 4600   | 52,193              |                                  |                      |                        |  |                          |                      |              |                                  |
| Federal Special Education - Preschool Discretionary                | 4605   |                     |                                  |                      |                        |  |                          |                      |              |                                  |
| Federal Special Education - IDEA Flow Through                      | 4620   | 1,499,444           |                                  |                      |                        |  |                          |                      |              |                                  |
| Federal Special Education - IDEA Room & Board                      | 4625   | 81,423              |                                  |                      |                        |  |                          |                      |              |                                  |
| Federal Special Education - IDEA Discretionary                     | 4630   |                     |                                  |                      |                        |  |                          |                      |              |                                  |
| Federal Special Education - IDEA - Other (Describe & Itemize)      | 4699   |                     |                                  |                      |                        |  |                          |                      |              |                                  |
| <b>Total Federal Special Education</b>                             |        | 1,633,060           | 0                                |                      | 0                      | 0  |                          |                      |              |                                  |
| <b>CTE - PERKINS</b>   |        |                     |                                  |                      |                        |  |                          |                      |              |                                  |
| CTE - Perkins-Title III E Tech Prep                                | 4770   |                     |                                  |                      |                        |  |                          |                      |              |                                  |
| CTE - Other (Describe & Itemize)                                   | 4799   |                     |                                  |                      |                        |  |                          |                      |              |                                  |
| <b>Total CTE - Perkins</b>   |        | 0                   | 0                                |                      |                        | 0  |                          |                      |              |                                  |
| Federal - Adult Education  | 4810   |                     |                                  |                      |                        |  |                          |                      |              |                                  |
| ARRA - General State Aid - Education Stabilization                 | 4850   |                     |                                  |                      |                        |  |                          |                      |              |                                  |
| ARRA - Title I - Low Income  | 4851   |                     |                                  |                      |                        |  |                          |                      |              |                                  |
| ARRA - Title I - Neglected, Private                                | 4852   |                     |                                  |                      |                        |  |                          |                      |              |                                  |
| ARRA - Title I - Delinquent, Private                               | 4853   |                     |                                  |                      |                        |  |                          |                      |              |                                  |
| ARRA - Title I - School Improvement (Part A)                       | 4854   |                     |                                  |                      |                        |  |                          |                      |              |                                  |
| ARRA - Title I - School Improvement (Section 1003g)                | 4855   |                     |                                  |                      |                        |  |                          |                      |              |                                  |
| ARRA - IDEA - Part B - Preschool                                   | 4856   |                     |                                  |                      |                        |  |                          |                      |              |                                  |
| ARRA - IDEA - Part B - Flow-Through                                | 4857   |                     |                                  |                      |                        |  |                          |                      |              |                                  |
| ARRA - Title IID - Technology - Formula                            | 4860   |                     |                                  |                      |                        |  |                          |                      |              |                                  |
| ARRA - Title IID - Technology - Competitive                        | 4861   |                     |                                  |                      |                        |  |                          |                      |              |                                  |
| ARRA - McKinney - Vento Homeless Education                         | 4862   |                     |                                  |                      |                        |  |                          |                      |              |                                  |
| ARRA - Child Nutrition Equipment Assistance                        | 4863   |                     |                                  |                      |                        |  |                          |                      |              |                                  |
| Impact Aid Formula Grants  | 4864   |                     |                                  |                      |                        |  |                          |                      |              |                                  |
| Impact Aid Competitive Grants                                      | 4865   |                     |                                  |                      |                        |  |                          |                      |              |                                  |
| Qualified Zone Academy Bond Tax Credits                            | 4866   |                     |                                  |                      |                        |  |                          |                      |              |                                  |
| Qualified School Construction Bond Credits                         | 4867   |                     |                                  |                      |                        |  |                          |                      |              |                                  |
| Build America Bond Tax Credits                                     | 4868   |                     |                                  |                      |                        |  |                          |                      |              |                                  |
| Build America Bond Interest Reimbursement                          | 4869   |                     |                                  |                      |                        |  |                          |                      |              |                                  |
| ARRA - General State Aid - Other Government Services Stabilization | 4870   |                     |                                  |                      |                        |  |                          |                      |              |                                  |
| Other ARRA Funds - II  | 4871   |                     |                                  |                      |                        |  |                          |                      |              |                                  |
| Other ARRA Funds - III   | 4872   |                     |                                  |                      |                        |  |                          |                      |              |                                  |
| Other ARRA Funds - IV  | 4873   |                     |                                  |                      |                        |  |                          |                      |              |                                  |
| Other ARRA Funds - V   | 4874   |                     |                                  |                      |                        |  |                          |                      |              |                                  |
| ARRA - Early Childhood   | 4875   |                     |                                  |                      |                        |  |                          |                      |              |                                  |
| Other ARRA Funds - VII   | 4876   |                     |                                  |                      |                        |  |                          |                      |              |                                  |
| Other ARRA Funds - VIII  | 4877   |                     |                                  |                      |                        |  |                          |                      |              |                                  |
| Other ARRA Funds - IX  | 4878   |                     |                                  |                      |                        |  |                          |                      |              |                                  |
| Other ARRA Funds - X   | 4879   |                     |                                  |                      |                        |  |                          |                      |              |                                  |
| Other ARRA Funds - Ed Job Fund Program                             | 4880   |                     |                                  |                      |                        |  |                          |                      |              |                                  |
| <b>Total Stimulus Programs</b>                                     |        | 0                   | 0                                | 0                    | 0                      | 0  | 0                        |                      | 0            | 0                                |
| Race to the Top Program  | 4901   |                     |                                  |                      |                        |  |                          |                      |              |                                  |
| Race to the Top - Preschool Expansion Grant                        | 4902   |                     |                                  |                      |                        |  |                          |                      |              |                                  |
| Title III - Instruction for English Learners & Immigrant Students  | 4905   |                     |                                  |                      |                        |  |                          |                      |              |                                  |
| Title III - English Language Acquisition                           | 4909   | 289,193             |                                  |                      |                        |  |                          |                      |              |                                  |
| McKinney Education for Homeless Children                           | 4920   |                     |                                  |                      |                        |  |                          |                      |              |                                  |
| Title II - Eisenhower - Professional Development Formula           | 4930   |                     |                                  |                      |                        |  |                          |                      |              |                                  |
| Title II - Teacher Quality   | 4932   | 194,419             |                                  |                      |                        |  |                          |                      |              |                                  |
| Federal Charter Schools  | 4960   |                     |                                  |                      |                        |  |                          |                      |              |                                  |

ESTIMATED RECEIPTS/REVENUES

| Description: Enter Whole Numbers Only   | Acct #      | (10)<br>Educational | (20)<br>Operations & Maintenance | (30)<br>Debt Service | (40)<br>Transportation | (50)<br>Municipal Retirement/<br>Social Security | (60)<br>Capital Projects | (70)<br>Working Cash | (80)<br>Tort | (90)<br>Fire Prevention & Safety |
|---|-------------|---------------------|----------------------------------|----------------------|------------------------|--|--------------------------|----------------------|--------------|----------------------------------|
| State Assessment Grants   | 4981        |                     |                                  |                      |                        |  |                          |                      |              |                                  |
| Grant for State Assessments and Related Activities  | 4982        |                     |                                  |                      |                        |  |                          |                      |              |                                  |
| Medicaid Matching Funds - Administrative Outreach   | 4991        | 180,000             |                                  |                      |                        |  |                          |                      |              |                                  |
| Medicaid Matching Funds - Fee-For-Service Program   | 4992        | 35,000              |                                  |                      |                        |  |                          |                      |              |                                  |
| Other Restricted Grants Received from Federal Government through State (Describe & Itemize) | 4998        | 9,600,000           |                                  |                      |                        |  |                          |                      |              |                                  |
| <b>Total Restricted Grants-In-Aid Received from Federal Govt. Thru the State</b>            |             | 14,979,852          | 0                                | 0                    | 0                      | 0  | 0                        | 0                    | 0            | 0                                |
| <b>TOTAL RECEIPTS/REVENUES FROM FEDERAL SOURCES</b>   | <b>4000</b> | 14,979,852          | 0                                | 0                    | 0                      | 0  | 0                        | 0                    | 0            | 0                                |
| <b>TOTAL DIRECT RECEIPTS/REVENUES (without Student Activity Funds 1799)</b>                 |             | 101,147,617         | 8,145,657                        | 4,908,875            | 5,246,559              | 3,809,445  | 0                        | 31,684               | 0            | 585                              |
| <b>TOTAL DIRECT RECEIPTS/REVENUES (with Student Activity Funds 1799)</b>                    |             | 101,147,617         |                                  |                      |                        |  |                          |                      |              |                                  |



| Description: Enter Whole Numbers Only                                       | Funct #     | (100)<br>Salaries | (200)<br>Employee Benefits | (300)<br>Purchased Services | (400)<br>Supplies & Materials | (500)<br>Capital Outlay | (600)<br>Other Objects | (700)<br>Non-Capitalized Equipment | (800)<br>Termination Benefits | (900)<br>Total    |
|---|-------------|-------------------|----------------------------|-----------------------------|-------------------------------|-------------------------|------------------------|------------------------------------|-------------------------------|-------------------|
| <b>10 - EDUCATIONAL FUND (ED)</b>   |             |                   |                            |                             |                               |                         |                        |                                    |                               |                   |
| <b>INSTRUCTION (ED)</b>   |             |                   |                            |                             |                               |                         |                        |                                    |                               |                   |
| <b>INSTRUCTION (ED)</b>   | <b>1000</b> |                   |                            |                             |                               |                         |                        |                                    |                               |                   |
| Regular Programs  | 1100        | 25,356,631        | 3,226,017                  | 1,458,304                   | 4,876,825                     |                         | 3,585                  | 7,000                              |                               | 34,928,362        |
| Tuition Payment to Charter Schools  | 1115        |                   |                            |                             |                               |                         |                        |                                    |                               | 0                 |
| Pre-K Programs  | 1125        | 412,758           | 70,964                     |                             |                               |                         |                        |                                    |                               | 483,722           |
| Special Education Programs (Functions 1200 - 1220)                          | 1200        | 6,204,137         | 984,324                    | 25,000                      | 109,025                       |                         |                        | 7,000                              |                               | 7,329,486         |
| Special Education Programs Pre-K  | 1225        | 2,045,191         | 343,789                    | 500                         | 22,287                        |                         |                        |                                    |                               | 2,411,767         |
| Remedial and Supplemental Programs K-12                                     | 1250        | 2,114,015         | 112,729                    |                             | 9,000                         |                         |                        |                                    |                               | 2,235,744         |
| Remedial and Supplemental Programs Pre-K                                    | 1275        |                   |                            |                             |                               |                         |                        |                                    |                               | 0                 |
| Adult/Continuing Education Programs   | 1300        |                   |                            |                             |                               |                         |                        |                                    |                               | 0                 |
| CTE Programs  | 1400        |                   |                            |                             |                               |                         |                        |                                    |                               | 0                 |
| Interscholastic Programs  | 1500        | 331,732           |                            | 1,050                       | 23,487                        |                         |                        |                                    |                               | 356,269           |
| Summer School Programs  | 1600        | 169,784           | 750                        |                             | 6,000                         |                         |                        |                                    |                               | 176,534           |
| Gifted Programs   | 1650        | 330,100           | 64,285                     | 8,000                       | 2,600                         |                         | 1,500                  |                                    |                               | 406,485           |
| Driver's Education Programs   | 1700        |                   |                            |                             |                               |                         |                        |                                    |                               | 0                 |
| Bilingual Programs  | 1800        | 8,498,910         | 1,107,660                  |                             | 100,904                       |                         |                        |                                    |                               | 9,707,474         |
| Truant Alternative & Optional Programs                                      | 1900        |                   |                            |                             |                               |                         |                        |                                    |                               | 0                 |
| Pre-K Programs - Private Tuition  | 1910        |                   |                            |                             |                               |                         | 645,000                |                                    |                               | 645,000           |
| Regular K-12 Programs Private Tuition                                       | 1911        |                   |                            |                             |                               |                         |                        |                                    |                               | 0                 |
| Special Education Programs K-12 Private Tuition                             | 1912        |                   |                            |                             |                               |                         |                        |                                    |                               | 0                 |
| Special Education Programs Pre-K Tuition                                    | 1913        |                   |                            |                             |                               |                         |                        |                                    |                               | 0                 |
| Remedial/Supplemental Programs K-12 Private Tuition                         | 1914        |                   |                            |                             |                               |                         |                        |                                    |                               | 0                 |
| Remedial/Supplemental Programs Pre-K Private Tuition                        | 1915        |                   |                            |                             |                               |                         |                        |                                    |                               | 0                 |
| Adult/Continuing Education Programs Private Tuition                         | 1916        |                   |                            |                             |                               |                         |                        |                                    |                               | 0                 |
| CTE Programs Private Tuition  | 1917        |                   |                            |                             |                               |                         |                        |                                    |                               | 0                 |
| Interscholastic Programs Private Tuition                                    | 1918        |                   |                            |                             |                               |                         |                        |                                    |                               | 0                 |
| Summer School Programs Private Tuition                                      | 1919        |                   |                            |                             |                               |                         |                        |                                    |                               | 0                 |
| Gifted Programs Private Tuition   | 1920        |                   |                            |                             |                               |                         |                        |                                    |                               | 0                 |
| Bilingual Programs Private Tuition  | 1921        |                   |                            |                             |                               |                         |                        |                                    |                               | 0                 |
| Truants Alternative/Opt Ed Programs Private Tuition                         | 1922        |                   |                            |                             |                               |                         |                        |                                    |                               | 0                 |
| Student Activity Fund Expenditures  | 1999        |                   |                            |                             |                               |                         |                        |                                    |                               | 0                 |
| <b>Total Instruction<sup>3d</sup> (Without Student Activity Funds 1999)</b> | <b>1000</b> | <b>45,463,258</b> | <b>5,910,518</b>           | <b>1,492,854</b>            | <b>5,150,128</b>              | <b>0</b>                | <b>650,085</b>         | <b>14,000</b>                      | <b>0</b>                      | <b>58,680,843</b> |
| <b>Total Instruction<sup>14</sup> (With Student Activity Funds 1999)</b>    | <b>1000</b> | <b>45,463,258</b> | <b>5,910,518</b>           | <b>1,492,854</b>            | <b>5,150,128</b>              | <b>0</b>                | <b>650,085</b>         | <b>14,000</b>                      | <b>0</b>                      | <b>58,680,843</b> |
| <b>SUPPORT SERVICES (ED)</b>  |             |                   |                            |                             |                               |                         |                        |                                    |                               |                   |
| <b>Support Services - Pupil</b>   |             |                   |                            |                             |                               |                         |                        |                                    |                               |                   |
| <b>Support Services - Pupil</b>   | <b>2100</b> |                   |                            |                             |                               |                         |                        |                                    |                               |                   |
| Attendance & Social Work Services   | 2110        | 1,931,238         | 239,088                    | 500                         | 3,000                         |                         |                        |                                    |                               | 2,173,826         |
| Guidance Services   | 2120        | 373,222           | 31,045                     |                             |                               |                         |                        |                                    |                               | 404,267           |
| Health Services   | 2130        | 1,075,814         | 168,303                    | 95,879                      | 16,220                        |                         |                        | 19,800                             |                               | 1,376,016         |
| Psychological Services  | 2140        | 1,350,351         | 142,811                    | 30,500                      | 10,725                        |                         |                        |                                    |                               | 1,534,387         |
| Speech Pathology & Audiology Services                                       | 2150        | 2,091,088         | 258,439                    | 900                         | 5,400                         |                         |                        |                                    |                               | 2,355,827         |
| Other Support Services - Pupils (Describe & Itemize)                        | 2190        | 871,341           | 198,530                    | 18,000                      | 7,500                         |                         | 3,000                  |                                    |                               | 1,098,371         |
| <b>Total Support Services - Pupil</b>                                       | <b>2100</b> | <b>7,693,054</b>  | <b>1,038,216</b>           | <b>145,779</b>              | <b>42,845</b>                 | <b>0</b>                | <b>3,000</b>           | <b>19,800</b>                      | <b>0</b>                      | <b>8,942,694</b>  |
| <b>Support Services - Instructional Staff</b>                               |             |                   |                            |                             |                               |                         |                        |                                    |                               |                   |
| <b>Support Services - Instructional Staff</b>                               | <b>2200</b> |                   |                            |                             |                               |                         |                        |                                    |                               |                   |
| Improvement of Instruction Services   | 2210        | 5,347,360         | 560,923                    | 719,003                     | 216,139                       |                         |                        |                                    |                               | 6,843,425         |
| Educational Media Services  | 2220        | 2,723,409         | 510,008                    | 1,000                       | 194,565                       | 12,800                  |                        |                                    |                               | 3,441,782         |
| Assessment & Testing  | 2230        | 178,108           | 40,144                     | 19,000                      | 68,400                        |                         |                        |                                    |                               | 305,652           |
| <b>Total Support Services - Instructional Staff</b>                         | <b>2200</b> | <b>8,248,877</b>  | <b>1,111,075</b>           | <b>739,003</b>              | <b>479,104</b>                | <b>12,800</b>           | <b>0</b>               | <b>0</b>                           | <b>0</b>                      | <b>10,590,859</b> |
| <b>Support Services - General Administration</b>                            |             |                   |                            |                             |                               |                         |                        |                                    |                               |                   |
| <b>Support Services - General Administration</b>                            | <b>2300</b> |                   |                            |                             |                               |                         |                        |                                    |                               |                   |
| Board of Education Services   | 2310        | 61,374            | 10,453                     | 700,485                     | 10,050                        |                         | 16,500                 |                                    |                               | 798,862           |
| Executive Administration Services   | 2320        | 606,301           | 160,764                    | 17,283                      | 12,400                        |                         | 9,780                  |                                    |                               | 806,528           |
| Special Area Administration Services  | 2330        | 1,110,094         | 265,714                    | 87,025                      | 17,900                        |                         | 1,770                  |                                    |                               | 1,482,503         |

| Description: Enter Whole Numbers Only                                     | Funct #     | (100)<br>Salaries | (200)<br>Employee Benefits | (300)<br>Purchased Services | (400)<br>Supplies & Materials | (500)<br>Capital Outlay | (600)<br>Other Objects | (700)<br>Non-Capitalized Equipment | (800)<br>Termination Benefits | (900)<br>Total |
|---|-------------|-------------------|----------------------------|-----------------------------|-------------------------------|-------------------------|------------------------|------------------------------------|-------------------------------|----------------|
| Tort Immunity Services  | 2360 - 2370 |                   |                            |                             |                               |                         |                        |                                    |                               | 0              |
| <b>Total Support Services - General Administration</b>                    | <b>2300</b> | 1,777,769         | 436,931                    | 804,793                     | 40,350                        | 0                       | 28,050                 | 0                                  | 0                             | 3,087,893      |
| <b>Support Services - School Administration</b>                           | <b>2400</b> |                   |                            |                             |                               |                         |                        |                                    |                               |                |
| Office of the Principal Services  | 2410        | 5,217,491         | 1,498,959                  | 10,700                      | 59,131                        |                         | 14,019                 | 1,000                              |                               | 6,801,300      |
| Other Support Services - School Administration (Describe & Itemize)       | 2490        |                   |                            |                             |                               |                         |                        |                                    |                               | 0              |
| <b>Total Support Services - School Administration</b>                     | <b>2400</b> | 5,217,491         | 1,498,959                  | 10,700                      | 59,131                        | 0                       | 14,019                 | 1,000                              | 0                             | 6,801,300      |
| <b>Support Services - Business</b>  | <b>2500</b> |                   |                            |                             |                               |                         |                        |                                    |                               |                |
| Direction of Business Support Services                                    | 2510        | 217,353           | 65,976                     | 114,148                     | 45,500                        |                         | 3,500                  |                                    |                               | 446,477        |
| Fiscal Services   | 2520        | 322,360           | 53,752                     | 8,530                       |                               |                         | 1,280                  |                                    |                               | 385,922        |
| Operation & Maintenance of Plant Services                                 | 2540        |                   |                            |                             |                               |                         |                        | 1,000                              |                               | 1,000          |
| Pupil Transportation Services   | 2550        | 2,000             |                            | 10,510                      |                               |                         |                        |                                    |                               | 12,510         |
| Food Services   | 2560        | 605,906           | 261                        | 1,898,956                   | 27,059                        |                         | 400                    | 41,256                             |                               | 2,573,838      |
| Internal Services   | 2570        | 79,037            | 41,926                     | 342,860                     | 84,395                        |                         | 2,699                  |                                    |                               | 550,917        |
| <b>Total Support Services - Business</b>                                  | <b>2500</b> | 1,226,656         | 161,915                    | 2,375,004                   | 156,954                       | 0                       | 7,879                  | 42,256                             | 0                             | 3,970,664      |
| <b>Support Services - Central</b>   | <b>2600</b> |                   |                            |                             |                               |                         |                        |                                    |                               |                |
| Direction of Central Support Services                                     | 2610        |                   |                            |                             |                               |                         |                        |                                    |                               | 0              |
| Planning, Research, Development & Evaluation Services                     | 2620        | 171,671           | 47,143                     | 25,500                      | 300                           |                         |                        |                                    |                               | 244,614        |
| Information Services  | 2630        | 191,286           | 39,259                     | 87,500                      | 4,500                         |                         | 800                    | 3,000                              |                               | 326,345        |
| Staff Services  | 2640        | 466,415           | 88,153                     | 36,944                      | 113,447                       |                         | 600                    | 789                                |                               | 706,348        |
| Data Processing Services  | 2660        | 518,207           | 101,870                    | 78,230                      | 300,575                       |                         | 300                    | 96,500                             |                               | 1,095,682      |
| <b>Total Support Services - Central</b>                                   | <b>2600</b> | 1,347,579         | 276,425                    | 228,174                     | 418,822                       | 0                       | 1,700                  | 100,289                            | 0                             | 2,372,989      |
| Other Support Services (Describe & Itemize)                               | 2900        |                   |                            |                             | 6,000                         |                         |                        |                                    |                               | 6,000          |
| <b>Total Support Services</b>   | <b>2000</b> | 25,511,426        | 4,523,521                  | 4,303,453                   | 1,203,206                     | 12,800                  | 54,648                 | 163,345                            | 0                             | 35,772,399     |
| <b>COMMUNITY SERVICES (ED)</b>  | <b>3000</b> | 161,701           | 37,211                     | 30,614                      | 31,259                        |                         |                        |                                    |                               | 260,785        |
| <b>PAYMENTS TO OTHER DIST &amp; GOVT UNITS (ED)</b>                       | <b>4000</b> |                   |                            |                             |                               |                         |                        |                                    |                               |                |
| <b>Payments to Other Dist &amp; Govt Units (In-State)</b>                 | <b>4100</b> |                   |                            |                             |                               |                         |                        |                                    |                               |                |
| Payments for Regular Programs   | 4110        |                   |                            |                             |                               |                         |                        |                                    |                               | 0              |
| Payments for Special Education Programs                                   | 4120        |                   |                            | 2,103,825                   |                               |                         |                        |                                    |                               | 2,103,825      |
| Payments for Adult/Continuing Education Programs                          | 4130        |                   |                            |                             |                               |                         |                        |                                    |                               | 0              |
| Payments for CTE Programs   | 4140        |                   |                            |                             |                               |                         |                        |                                    |                               | 0              |
| Payments for Community College Programs                                   | 4170        |                   |                            |                             |                               |                         |                        |                                    |                               | 0              |
| Other Payments to In-State Govt Units (Describe & Itemize)                | 4190        |                   |                            |                             |                               |                         |                        |                                    |                               | 0              |
| <b>Total Payments to Other Dist &amp; Govt Units (In-State)</b>           | <b>4100</b> |                   |                            | 2,103,825                   |                               |                         | 0                      |                                    |                               | 2,103,825      |
| Payments for Regular Programs - Tuition                                   | 4210        |                   |                            |                             |                               |                         | 18,500                 |                                    |                               | 18,500         |
| Payments for Special Education Programs - Tuition                         | 4220        |                   |                            |                             |                               |                         | 1,914,963              |                                    |                               | 1,914,963      |
| Payments for Adult/Continuing Education Programs - Tuition                | 4230        |                   |                            |                             |                               |                         |                        |                                    |                               | 0              |
| Payments for CTE Programs - Tuition                                       | 4240        |                   |                            |                             |                               |                         |                        |                                    |                               | 0              |
| Payments for Community College Programs - Tuition                         | 4270        |                   |                            |                             |                               |                         |                        |                                    |                               | 0              |
| Payments for Other Programs - Tuition                                     | 4280        |                   |                            |                             |                               |                         |                        |                                    |                               | 0              |
| Other Payments to In-State Govt Units (Describe & Itemize)                | 4290        |                   |                            |                             |                               |                         |                        |                                    |                               | 0              |
| <b>Total Payments to Other Dist &amp; Govt Units - Tuition (In State)</b> | <b>4200</b> |                   |                            |                             |                               |                         | 1,933,463              |                                    |                               | 1,933,463      |
| Payments for Regular Programs - Transfers                                 | 4310        |                   |                            |                             |                               |                         |                        |                                    |                               | 0              |
| Payments for Special Education Programs - Transfers                       | 4320        |                   |                            |                             |                               |                         |                        |                                    |                               | 0              |
| Payments for Adult/Continuing Ed Programs - Transfers                     | 4330        |                   |                            |                             |                               |                         |                        |                                    |                               | 0              |
| Payments for CTE Programs - Transfers                                     | 4340        |                   |                            |                             |                               |                         |                        |                                    |                               | 0              |
| Payments for Community College Program - Transfers                        | 4370        |                   |                            |                             |                               |                         |                        |                                    |                               | 0              |
| Payments for Other Programs - Transfers                                   | 4380        |                   |                            |                             |                               |                         |                        |                                    |                               | 0              |
| Other Payments to In-State Govt Units - Transfers (Describe & Itemize)    | 4390        |                   |                            |                             |                               |                         |                        |                                    |                               | 0              |
| <b>Total Payments to Other Dist &amp; Govt Units-Transfers (In State)</b> | <b>4300</b> |                   |                            | 0                           |                               |                         | 0                      |                                    |                               | 0              |
| Payments to Other Dist & Govt Units (Out of State)                        | 4400        |                   |                            |                             |                               |                         |                        |                                    |                               | 0              |

| Description: Enter Whole Numbers Only   | Funct #     | (100)<br>Salaries | (200)<br>Employee Benefits | (300)<br>Purchased Services | (400)<br>Supplies & Materials | (500)<br>Capital Outlay | (600)<br>Other Objects | (700)<br>Non-Capitalized Equipment | (800)<br>Termination Benefits | (900)<br>Total |
|---|-------------|-------------------|----------------------------|-----------------------------|-------------------------------|-------------------------|------------------------|------------------------------------|-------------------------------|----------------|
| <b>Total Payments to Other Dist &amp; Govt Units</b>  | <b>4000</b> |                   |                            | 2,103,825                   |                               |                         | 1,933,463              |                                    |                               | 4,037,288      |
| <b>DEBT SERVICE (ED)</b>  | <b>5000</b> |                   |                            |                             |                               |                         |                        |                                    |                               |                |
| <b>Debt Service - Interest on Short-Term Debt</b>   | <b>5100</b> |                   |                            |                             |                               |                         |                        |                                    |                               |                |
| Tax Anticipation Warrants   | 5110        |                   |                            |                             |                               |                         |                        |                                    |                               | 0              |
| Tax Anticipation Notes  | 5120        |                   |                            |                             |                               |                         |                        |                                    |                               | 0              |
| Corporate Personal Property Repl Tax Anticipated Notes  | 5130        |                   |                            |                             |                               |                         |                        |                                    |                               | 0              |
| State Aid Anticipation Certificates   | 5140        |                   |                            |                             |                               |                         |                        |                                    |                               | 0              |
| Other Interest on Short-Term Debt (Describe & Itemize)  | 5150        |                   |                            |                             |                               |                         |                        |                                    |                               | 0              |
| <b>Total Debt Service - Interest on Short-Term Debt</b>   | <b>5100</b> |                   |                            |                             |                               |                         | 0                      |                                    |                               | 0              |
| <b>Debt Service - Interest on Long-Term Debt</b>  | <b>5200</b> |                   |                            |                             |                               |                         |                        |                                    |                               | 0              |
| <b>Total Debt Service</b>   | <b>5000</b> |                   |                            |                             |                               |                         | 0                      |                                    |                               | 0              |
| <b>PROVISION FOR CONTINGENCIES (ED)</b>   | <b>6000</b> |                   |                            |                             |                               |                         | 75,000                 |                                    |                               | 75,000         |
| <b>Total Direct Disbursements/Expenditures (without Student Activity Funds)</b>                                       |             | 71,136,385        | 10,471,250                 | 7,930,746                   | 6,384,593                     | 12,800                  | 2,713,196              | 177,345                            | 0                             | 98,826,315     |
| <b>Total Direct Disbursements/Expenditures (with Student Activity Funds (1999))</b>                                   |             | 71,136,385        | 10,471,250                 | 7,930,746                   | 6,384,593                     | 12,800                  | 2,713,196              | 177,345                            | 0                             | 98,826,315     |
| <b>Excess (Deficiency) of Receipts/Revenues Over Disbursements/Expenditures (Without Student Activity Funds 1999)</b> |             |                   |                            |                             |                               |                         |                        |                                    |                               | 2,321,302      |
| <b>Excess (Deficiency) of Receipts/Revenues Over Disbursements/Expenditures (With Student Activity Funds 1999)</b>    |             |                   |                            |                             |                               |                         |                        |                                    |                               | 2,321,302      |

| <b>20 - OPERATIONS AND MAINTENANCE FUND (O&amp;M)</b>            |             |           |         |           |           |         |       |        |   |           |
|--|-------------|-----------|---------|-----------|-----------|---------|-------|--------|---|-----------|
| <b>SUPPORT SERVICES (O&amp;M)</b>                                | <b>2000</b> |           |         |           |           |         |       |        |   |           |
| <b>Support Services - Pupil</b>                                  | <b>2100</b> |           |         |           |           |         |       |        |   |           |
| Other Support Services - Pupils (Describe & Itemize)             | 2190        |           |         |           |           |         |       |        |   | 0         |
| <b>Support Services - Business</b>                               | <b>2500</b> |           |         |           |           |         |       |        |   |           |
| Direction of Business Support Services                           | 2510        |           |         |           |           |         |       |        |   | 0         |
| Facilities Acquisition & Construction Services                   | 2530        |           |         |           |           | 206,000 |       |        |   | 206,000   |
| Operation & Maintenance of Plant Services                        | 2540        | 4,302,742 | 842,252 | 1,331,856 | 1,414,935 | 299,000 | 4,000 | 55,000 |   | 8,249,785 |
| Pupil Transportation Services                                    | 2550        |           |         |           |           |         |       |        |   | 0         |
| Food Services  | 2560        |           |         |           |           |         |       |        |   | 0         |
| <b>Total Support Services - Business</b>                         | <b>2500</b> | 4,302,742 | 842,252 | 1,331,856 | 1,414,935 | 505,000 | 4,000 | 55,000 | 0 | 8,455,785 |
| <b>Other Support Services (Describe &amp; Itemize)</b>           | <b>2900</b> |           |         |           |           |         |       |        |   | 0         |
| <b>Total Support Services</b>                                    | <b>2000</b> | 4,302,742 | 842,252 | 1,331,856 | 1,414,935 | 505,000 | 4,000 | 55,000 | 0 | 8,455,785 |
| <b>COMMUNITY SERVICES (O&amp;M)</b>                              | <b>3000</b> |           |         |           |           |         |       |        |   | 0         |
| <b>PAYMENTS TO OTHER DIST &amp; GOVT UNITS (O&amp;M)</b>         | <b>4000</b> |           |         |           |           |         |       |        |   |           |
| <b>Payments to Other Dist &amp; Govt Units (In-State)</b>        | <b>4100</b> |           |         |           |           |         |       |        |   |           |
| Payments for Regular Programs                                    | 4110        |           |         |           |           |         |       |        |   | 0         |
| Payments for Special Education Programs                          | 4120        |           |         |           |           |         |       |        |   | 0         |
| Payments for CTE Program   | 4140        |           |         |           |           |         |       |        |   | 0         |
| Other Payments to In-State Govt Units (Describe & Itemize)       | 4190        |           |         |           |           |         |       |        |   | 0         |
| <b>Total Payments to Other Dist &amp; Govt Units (In-State)</b>  | <b>4100</b> |           |         | 0         |           |         | 0     |        |   | 0         |
| Payments to Other Dist & Govt Units (Out of State) <sup>14</sup> | 4400        |           |         |           |           |         |       |        |   | 0         |
| <b>Total Payments to Other Dist &amp; Govt Unit</b>              | <b>4000</b> |           |         | 0         |           |         | 0     |        |   | 0         |
| <b>DEBT SERVICE (O&amp;M)</b>                                    | <b>5000</b> |           |         |           |           |         |       |        |   |           |
| <b>Debt Service - Interest on Short-Term Debt</b>                | <b>5100</b> |           |         |           |           |         |       |        |   |           |
| Tax Anticipation Warrants  | 5110        |           |         |           |           |         |       |        |   | 0         |
| Tax Anticipation Notes   | 5120        |           |         |           |           |         |       |        |   | 0         |
| Corporate Personal Prop Repl Tax Anticipated Notes               | 5130        |           |         |           |           |         |       |        |   | 0         |
| State Aid Anticipation Certificates                              | 5140        |           |         |           |           |         |       |        |   | 0         |
| Other Interest on Short-Term Debt (Describe & Itemize)           | 5150        |           |         |           |           |         |       |        |   | 0         |
| <b>Total Debt Service - Interest on Short-Term Debt</b>          | <b>5100</b> |           |         |           |           |         | 0     |        |   | 0         |

| Description: Enter Whole Numbers Only   | Funct #     | (100)<br>Salaries | (200)<br>Employee Benefits | (300)<br>Purchased Services | (400)<br>Supplies & Materials | (500)<br>Capital Outlay | (600)<br>Other Objects | (700)<br>Non-Capitalized Equipment | (800)<br>Termination Benefits | (900)<br>Total |
|---|-------------|-------------------|----------------------------|-----------------------------|-------------------------------|-------------------------|------------------------|------------------------------------|-------------------------------|----------------|
| Debt Service - Interest on Long-Term Debt                                       | 5200        |                   |                            |                             |                               |                         |                        |                                    |                               | 0              |
| <b>Total Debt Service</b>   | <b>5000</b> |                   |                            |                             |                               |                         | 0                      |                                    |                               | 0              |
| <b>PROVISION FOR CONTINGENCIES (O&amp;M)</b>                                    | <b>6000</b> |                   |                            |                             |                               |                         |                        |                                    |                               | 0              |
| <b>Total Direct Disbursements/Expenditures</b>                                  |             | 4,302,742         | 842,252                    | 1,331,856                   | 1,414,935                     | 505,000                 | 4,000                  | 55,000                             | 0                             | 8,455,785      |
| <b>Excess (Deficiency) of Receipts/Revenues Over Disbursements/Expenditures</b> |             |                   |                            |                             |                               |                         |                        |                                    |                               | -310,128       |

| 30 - DEBT SERVICE FUND (DS)   |             |  |  |   |  |  |           |  |  |           |
|---|-------------|--|--|---|--|--|-----------|--|--|-----------|
| <b>PAYMENTS TO OTHER DIST &amp; GOVT UNITS (DS)</b>   | <b>4000</b> |  |  |   |  |  |           |  |  |           |
| Payments to Other Dist & Govt Units (In-State)  | 4100        |  |  |   |  |  |           |  |  |           |
| Payments for Regular Programs   | 4110        |  |  |   |  |  |           |  |  | 0         |
| Payments for Special Education Programs   | 4120        |  |  |   |  |  |           |  |  | 0         |
| Other Payments to In-State Govt Units (Describe & Itemize)  | 4190        |  |  |   |  |  |           |  |  | 0         |
| <b>Total Payments to Other Dist &amp; Govt Units (In-State)</b>   | <b>4000</b> |  |  |   |  |  | 0         |  |  | 0         |
| <b>DEBT SERVICE (DS)</b>  | <b>5000</b> |  |  |   |  |  |           |  |  |           |
| <b>Debt Service - Interest on Short-Term Debt</b>   | <b>5100</b> |  |  |   |  |  |           |  |  |           |
| Tax Anticipation Warrants   | 5110        |  |  |   |  |  |           |  |  | 0         |
| Tax Anticipation Notes  | 5120        |  |  |   |  |  |           |  |  | 0         |
| Corporate Personal Prop Repl Tax Anticipation Notes   | 5130        |  |  |   |  |  |           |  |  | 0         |
| State Aid Anticipation Certificates   | 5140        |  |  |   |  |  |           |  |  | 0         |
| Other Interest on Short-Term Debt (Describe & Itemize)  | 5150        |  |  |   |  |  |           |  |  | 0         |
| <b>Total Debt Service - Interest On Short-Term Debt</b>   | <b>5100</b> |  |  |   |  |  | 0         |  |  | 0         |
| <b>Debt Service - Interest on Long-Term Debt</b>  | <b>5200</b> |  |  |   |  |  | 1,353,800 |  |  | 1,353,800 |
| <b>Debt Service - Payments of Principal on Long-Term Debt <sup>15</sup></b><br>(Lease/Purchase Principal Retired) | <b>5300</b> |  |  |   |  |  | 3,645,000 |  |  | 3,645,000 |
| <b>Debt Service Other (Describe &amp; Itemize)</b>  | <b>5400</b> |  |  |   |  |  |           |  |  | 0         |
| <b>Total Debt Service</b>   | <b>5000</b> |  |  | 0 |  |  | 4,998,800 |  |  | 4,998,800 |
| <b>PROVISION FOR CONTINGENCIES (DS)</b>   | <b>6000</b> |  |  |   |  |  |           |  |  | 0         |
| <b>Total Direct Disbursements/Expenditures</b>  |             |  |  | 0 |  |  | 4,998,800 |  |  | 4,998,800 |
| <b>Excess (Deficiency) of Receipts/Revenues Over Disbursements/Expenditure</b>                                    |             |  |  |   |  |  |           |  |  | -89,925   |

| 40 - TRANSPORTATION FUND (TR)   |             |         |        |           |         |   |     |       |   |           |
|---|-------------|---------|--------|-----------|---------|---|-----|-------|---|-----------|
| <b>SUPPORT SERVICES (TR)</b>  | <b>2000</b> |         |        |           |         |   |     |       |   |           |
| Support Services - Pupils   | 2100        |         |        |           |         |   |     |       |   |           |
| Other Support Services - Pupils (Describe & Itemize)                    | 2190        |         |        |           |         |   |     |       |   | 0         |
| <b>Support Services - Business</b>                                      |             |         |        |           |         |   |     |       |   |           |
| Pupil Transportation Services   | 2550        | 263,208 | 33,825 | 6,528,444 | 260,750 |   | 281 | 5,000 |   | 7,091,508 |
| Other Support Services (Describe & Itemize)                             | 2900        |         |        |           |         |   |     |       |   | 0         |
| <b>Total Support Services</b>   | <b>2000</b> | 263,208 | 33,825 | 6,528,444 | 260,750 | 0 | 281 | 5,000 | 0 | 7,091,508 |
| <b>COMMUNITY SERVICES (TR)</b>  | <b>3000</b> |         |        |           |         |   |     |       |   | 0         |
| <b>PAYMENTS TO OTHER DIST &amp; GOVT UNITS (TR)</b>                     | <b>4000</b> |         |        |           |         |   |     |       |   |           |
| Payments to Other Dist & Govt Units (In-State)                          | 4100        |         |        |           |         |   |     |       |   |           |
| Payments for Regular Program  | 4110        |         |        |           |         |   |     |       |   | 0         |
| Payments for Special Education Programs                                 | 4120        |         |        |           |         |   |     |       |   | 0         |
| Payments for Adult/Continuing Education Programs                        | 4130        |         |        |           |         |   |     |       |   | 0         |
| Payments for CTE Programs   | 4140        |         |        |           |         |   |     |       |   | 0         |
| Payments for Community College Programs                                 | 4170        |         |        |           |         |   |     |       |   | 0         |
| Other Payments to In-State Govt Units (Describe & Itemize)              | 4190        |         |        |           |         |   |     |       |   | 0         |
| <b>Total Payments to Other Dist &amp; Govt Units (In-State)</b>         | <b>4100</b> |         |        | 0         |         |   | 0   |       |   | 0         |
| Payments to Other Dist & Govt Units (Out-of-State) (Describe & Itemize) | 4400        |         |        |           |         |   |     |       |   | 0         |
| <b>Total Payments to Other Dist &amp; Govt Units</b>                    | <b>4000</b> |         |        | 0         |         |   | 0   |       |   | 0         |

| Description: Enter Whole Numbers Only  | Funct #     | (100)<br>Salaries | (200)<br>Employee Benefits | (300)<br>Purchased Services | (400)<br>Supplies & Materials | (500)<br>Capital Outlay | (600)<br>Other Objects | (700)<br>Non-Capitalized Equipment | (800)<br>Termination Benefits | (900)<br>Total |
|--|-------------|-------------------|----------------------------|-----------------------------|-------------------------------|-------------------------|------------------------|------------------------------------|-------------------------------|----------------|
| <b>DEBT SERVICE (TR)</b>   | <b>5000</b> |                   |                            |                             |                               |                         |                        |                                    |                               |                |
| <b>Debt Service - Interest on Short-Term Debt</b>  | <b>5100</b> |                   |                            |                             |                               |                         |                        |                                    |                               |                |
| Tax Anticipation Warrants  | 5110        |                   |                            |                             |                               |                         |                        |                                    |                               | 0              |
| Tax Anticipation Notes   | 5120        |                   |                            |                             |                               |                         |                        |                                    |                               | 0              |
| Corporate Personal Prop Repl Tax Anticipation Notes  | 5130        |                   |                            |                             |                               |                         |                        |                                    |                               | 0              |
| State Aid Anticipation Certificates  | 5140        |                   |                            |                             |                               |                         |                        |                                    |                               | 0              |
| Other Interest on Short-Term Debt <i>(Describe and Itemize)</i>  | 5150        |                   |                            |                             |                               |                         |                        |                                    |                               | 0              |
| <b>Total Debt Service - Interest On Short-Term Debt</b>  | <b>5100</b> |                   |                            |                             |                               |                         | 0                      |                                    |                               | 0              |
| <b>Debt Service - Interest on Long-Term Debt</b>   | <b>5200</b> |                   |                            |                             |                               |                         |                        |                                    |                               | 0              |
| <b>Debt Service - Payments of Principal on Long-Term Debt <sup>15</sup><br/>(Lease/Purchase Principal Retired)</b> | <b>5300</b> |                   |                            |                             |                               |                         |                        |                                    |                               | 0              |
| <b>Debt Service - Other (Describe and Itemize)</b>   | <b>5400</b> |                   |                            |                             |                               |                         |                        |                                    |                               | 0              |
| <b>Total Debt Service</b>  | <b>5000</b> |                   |                            |                             |                               |                         | 0                      |                                    |                               | 0              |
| <b>PROVISION FOR CONTINGENCIES (TR)</b>  | <b>6000</b> |                   |                            |                             |                               |                         | 15,000                 |                                    |                               | 15,000         |
| <b>Total Direct Disbursements/Expenditures</b>   |             | 263,208           | 33,825                     | 6,528,444                   | 260,750                       | 0                       | 15,281                 | 5,000                              | 0                             | 7,106,508      |
| <b>Excess (Deficiency) of Receipts/Revenues Over Disbursements/Expenditures</b>                                    |             |                   |                            |                             |                               |                         |                        |                                    |                               | -1,859,949     |

| <b>50 - MUNICIPAL RETIREMENT/SOC SEC FUND (MR/SS)</b>           |             |                   |                            |                             |                               |                         |                        |                                    |                               |                |
|---|-------------|-------------------|----------------------------|-----------------------------|-------------------------------|-------------------------|------------------------|------------------------------------|-------------------------------|----------------|
| Description: Enter Whole Numbers Only                           | Funct #     | (100)<br>Salaries | (200)<br>Employee Benefits | (300)<br>Purchased Services | (400)<br>Supplies & Materials | (500)<br>Capital Outlay | (600)<br>Other Objects | (700)<br>Non-Capitalized Equipment | (800)<br>Termination Benefits | (900)<br>Total |
| <b>INSTRUCTION (MR/SS)</b>                                      | <b>1000</b> |                   |                            |                             |                               |                         |                        |                                    |                               |                |
| Regular Program   | 1100        |                   | 584,630                    |                             |                               |                         |                        |                                    |                               | 584,630        |
| Pre-K Programs  | 1125        |                   | 15,692                     |                             |                               |                         |                        |                                    |                               | 15,692         |
| Special Education Programs (Functions 1200-1220)                | 1200        |                   | 445,522                    |                             |                               |                         |                        |                                    |                               | 445,522        |
| Special Education Programs Pre-K                                | 1225        |                   | 172,004                    |                             |                               |                         |                        |                                    |                               | 172,004        |
| Remedial and Supplemental Programs K-12                         | 1250        |                   | 6,562                      |                             |                               |                         |                        |                                    |                               | 6,562          |
| Remedial and Supplemental Programs Pre-K                        | 1275        |                   |                            |                             |                               |                         |                        |                                    |                               | 0              |
| Adult/Continuing Education Programs                             | 1300        |                   |                            |                             |                               |                         |                        |                                    |                               | 0              |
| CTE Programs  | 1400        |                   |                            |                             |                               |                         |                        |                                    |                               | 0              |
| Interscholastic Programs  | 1500        |                   | 14,332                     |                             |                               |                         |                        |                                    |                               | 14,332         |
| Summer School Programs  | 1600        |                   | 17,711                     |                             |                               |                         |                        |                                    |                               | 17,711         |
| Gifted Programs   | 1650        |                   | 7,973                      |                             |                               |                         |                        |                                    |                               | 7,973          |
| Driver's Education Programs                                     | 1700        |                   |                            |                             |                               |                         |                        |                                    |                               | 0              |
| Bilingual Programs  | 1800        |                   | 296,757                    |                             |                               |                         |                        |                                    |                               | 296,757        |
| Truant Alternative & Optional Programs                          | 1900        |                   |                            |                             |                               |                         |                        |                                    |                               | 0              |
| <b>Total Instruction</b>  | <b>1000</b> |                   | 1,561,183                  |                             |                               |                         |                        |                                    |                               | 1,561,183      |
| <b>SUPPORT SERVICES (MR/SS)</b>                                 | <b>2000</b> |                   |                            |                             |                               |                         |                        |                                    |                               |                |
| <b>Support Services - Pupil</b>                                 | <b>2100</b> |                   |                            |                             |                               |                         |                        |                                    |                               |                |
| Attendance & Social Work Services                               | 2110        |                   | 46,882                     |                             |                               |                         |                        |                                    |                               | 46,882         |
| Guidance Services   | 2120        |                   | 5,902                      |                             |                               |                         |                        |                                    |                               | 5,902          |
| Health Services   | 2130        |                   | 149,665                    |                             |                               |                         |                        |                                    |                               | 149,665        |
| Psychological Services  | 2140        |                   | 22,016                     |                             |                               |                         |                        |                                    |                               | 22,016         |
| Speech Pathology & Audiology Services                           | 2150        |                   | 49,378                     |                             |                               |                         |                        |                                    |                               | 49,378         |
| Other Support Services - Pupils <i>(Describe &amp; Itemize)</i> | 2190        |                   | 35,045                     |                             |                               |                         |                        |                                    |                               | 35,045         |
| <b>Total Support Services - Pupil</b>                           | <b>2100</b> |                   | 308,888                    |                             |                               |                         |                        |                                    |                               | 308,888        |
| <b>Support Services - Instructional Staff</b>                   | <b>2200</b> |                   |                            |                             |                               |                         |                        |                                    |                               |                |
| Improvement of Instruction Services                             | 2210        |                   | 41,494                     |                             |                               |                         |                        |                                    |                               | 41,494         |
| Educational Media Services                                      | 2220        |                   | 344,389                    |                             |                               |                         |                        |                                    |                               | 344,389        |
| Assessment & Testing  | 2230        |                   | 3,214                      |                             |                               |                         |                        |                                    |                               | 3,214          |
| <b>Total Support Services - Instructional Staff</b>             | <b>2200</b> |                   | 389,097                    |                             |                               |                         |                        |                                    |                               | 389,097        |
| <b>Support Services - General Administration</b>                | <b>2300</b> |                   |                            |                             |                               |                         |                        |                                    |                               |                |
| Board of Education Services                                     | 2310        |                   | 2,336                      |                             |                               |                         |                        |                                    |                               | 2,336          |
| Executive Administration Services                               | 2320        |                   | 46,996                     |                             |                               |                         |                        |                                    |                               | 46,996         |

| Description: Enter Whole Numbers Only  | Funct #     | (100)<br>Salaries | (200)<br>Employee Benefits | (300)<br>Purchased Services | (400)<br>Supplies & Materials | (500)<br>Capital Outlay | (600)<br>Other Objects | (700)<br>Non-Capitalized Equipment | (800)<br>Termination Benefits | (900)<br>Total |
|--|-------------|-------------------|----------------------------|-----------------------------|-------------------------------|-------------------------|------------------------|------------------------------------|-------------------------------|----------------|
| Special Area Administrative Services   | 2330        |                   | 57,257                     |                             |                               |                         |                        |                                    |                               | 57,257         |
| Claims Paid from Self Insurance Fund   | 2361        |                   |                            |                             |                               |                         |                        |                                    |                               | 0              |
| Workers' Compensation or Workers' Occupation Disease Acts Payme                | 2362        |                   |                            |                             |                               |                         |                        |                                    |                               | 0              |
| Unemployment Insurance Payments  | 2363        |                   |                            |                             |                               |                         |                        |                                    |                               | 0              |
| Insurance Payments (regular or self-insurance)                                 | 2364        |                   |                            |                             |                               |                         |                        |                                    |                               | 0              |
| Risk Management and Claims Services Payments                                   | 2365        |                   |                            |                             |                               |                         |                        |                                    |                               | 0              |
| Judgment and Settlements   | 2366        |                   |                            |                             |                               |                         |                        |                                    |                               | 0              |
| Educatl, Inspectl, Supervisory Serv. Related to Loss Prevention or Red         | 2367        |                   |                            |                             |                               |                         |                        |                                    |                               | 0              |
| Reciprocal Insurance Payments  | 2368        |                   |                            |                             |                               |                         |                        |                                    |                               | 0              |
| Legal Service  | 2369        |                   |                            |                             |                               |                         |                        |                                    |                               | 0              |
| <b>Total Support Services - General Administration</b>                         | <b>2300</b> |                   | 106,589                    |                             |                               |                         |                        |                                    |                               | 106,589        |
| <b>Support Services - School Administration</b>                                | <b>2400</b> |                   |                            |                             |                               |                         |                        |                                    |                               |                |
| Office of the Principal Services   | 2410        |                   | 310,760                    |                             |                               |                         |                        |                                    |                               | 310,760        |
| Other Support Services - School Administration (Describe & Itemize)            | 2490        |                   |                            |                             |                               |                         |                        |                                    |                               | 0              |
| <b>Total Support Services - School Administration</b>                          | <b>2400</b> |                   | 310,760                    |                             |                               |                         |                        |                                    |                               | 310,760        |
| <b>Support Services - Business</b>   | <b>2500</b> |                   |                            |                             |                               |                         |                        |                                    |                               |                |
| Direction of Business Support Services   | 2510        |                   | 12,288                     |                             |                               |                         |                        |                                    |                               | 12,288         |
| Fiscal Services  | 2520        |                   | 78,789                     |                             |                               |                         |                        |                                    |                               | 78,789         |
| Facilities Acquisition & Construction Services                                 | 2530        |                   |                            |                             |                               |                         |                        |                                    |                               | 0              |
| Operation & Maintenance of Plant Service                                       | 2540        |                   | 653,239                    |                             |                               |                         |                        |                                    |                               | 653,239        |
| Pupil Transportation Services  | 2550        |                   | 30,269                     |                             |                               |                         |                        |                                    |                               | 30,269         |
| Food Services  | 2560        |                   | 39,409                     |                             |                               |                         |                        |                                    |                               | 39,409         |
| Internal Services  | 2570        |                   | 21,896                     |                             |                               |                         |                        |                                    |                               | 21,896         |
| <b>Total Support Services - Business</b>                                       | <b>2500</b> |                   | 835,890                    |                             |                               |                         |                        |                                    |                               | 835,890        |
| <b>Support Services - Central</b>  | <b>2600</b> |                   |                            |                             |                               |                         |                        |                                    |                               |                |
| Direction of Central Support Services  | 2610        |                   |                            |                             |                               |                         |                        |                                    |                               | 0              |
| Planning, Research, Development & Evaluation Services                          | 2620        |                   | 2,440                      |                             |                               |                         |                        |                                    |                               | 2,440          |
| Information Services   | 2630        |                   | 34,151                     |                             |                               |                         |                        |                                    |                               | 34,151         |
| Staff Services   | 2640        |                   | 77,452                     |                             |                               |                         |                        |                                    |                               | 77,452         |
| Data Processing Services   | 2660        |                   | 101,237                    |                             |                               |                         |                        |                                    |                               | 101,237        |
| <b>Total Support Services - Central</b>  | <b>2600</b> |                   | 215,280                    |                             |                               |                         |                        |                                    |                               | 215,280        |
| <b>Other Support Services (Describe &amp; Itemize)</b>                         | <b>2900</b> |                   | 18                         |                             |                               |                         |                        |                                    |                               | 18             |
| <b>Total Support Services</b>  | <b>2000</b> |                   | 2,166,522                  |                             |                               |                         |                        |                                    |                               | 2,166,522      |
| <b>COMMUNITY SERVICES (MR/SS)</b>  | <b>3000</b> |                   | 35,328                     |                             |                               |                         |                        |                                    |                               | 35,328         |
| <b>PAYMENTS TO OTHER DIST &amp; GOVT UNITS (MR/SS)</b>                         | <b>4000</b> |                   |                            |                             |                               |                         |                        |                                    |                               |                |
| Payments for Regular Programs  | 4110        |                   |                            |                             |                               |                         |                        |                                    |                               | 0              |
| Payments for Special Education Programs  | 4120        |                   |                            |                             |                               |                         |                        |                                    |                               | 0              |
| Payments for CTE Programs  | 4140        |                   |                            |                             |                               |                         |                        |                                    |                               | 0              |
| <b>Total Payments to Other Dist &amp; Govt Units</b>                           | <b>4000</b> |                   | 0                          |                             |                               |                         |                        |                                    |                               | 0              |
| <b>DEBT SERVICE (MR/SS)</b>  | <b>5000</b> |                   |                            |                             |                               |                         |                        |                                    |                               |                |
| <b>Debt Service - Interest on Short-Term Debt</b>                              | <b>5100</b> |                   |                            |                             |                               |                         |                        |                                    |                               |                |
| Tax Anticipation Warrants  | 5110        |                   |                            |                             |                               |                         |                        |                                    |                               | 0              |
| Tax Anticipation Notes   | 5120        |                   |                            |                             |                               |                         |                        |                                    |                               | 0              |
| Corporate Personal Prop Repl Tax Anticipation Notes                            | 5130        |                   |                            |                             |                               |                         |                        |                                    |                               | 0              |
| State Aid Anticipation Certificates  | 5140        |                   |                            |                             |                               |                         |                        |                                    |                               | 0              |
| Other (Describe & Itemize)   | 5150        |                   |                            |                             |                               |                         |                        |                                    |                               | 0              |
| <b>Total Debt Service</b>  | <b>5000</b> |                   |                            |                             |                               |                         | 0                      |                                    |                               | 0              |
| <b>PROVISION FOR CONTINGENCIES (MR/SS)</b>                                     | <b>6000</b> |                   |                            |                             |                               |                         | 20,600                 |                                    |                               | 20,600         |
| <b>Total Direct Disbursements/Expenditures</b>                                 |             |                   | 3,763,033                  |                             |                               |                         | 20,600                 |                                    |                               | 3,783,633      |
| <b>Excess (Deficiency) of Receipts/Revenues Over Disbursements/Expenditure</b> |             |                   |                            |                             |                               |                         |                        |                                    |                               | 25,812         |

| Description: Enter Whole Numbers Only   | Funct #     | (100)<br>Salaries | (200)<br>Employee Benefits | (300)<br>Purchased Services | (400)<br>Supplies & Materials | (500)<br>Capital Outlay | (600)<br>Other Objects | (700)<br>Non-Capitalized Equipment | (800)<br>Termination Benefits | (900)<br>Total    |
|---|-------------|-------------------|----------------------------|-----------------------------|-------------------------------|-------------------------|------------------------|------------------------------------|-------------------------------|-------------------|
| <b>60 - CAPITAL PROJECTS (CP)</b>   |             |                   |                            |                             |                               |                         |                        |                                    |                               |                   |
| <b>SUPPORT SERVICES (CP)</b>  | <b>2000</b> |                   |                            |                             |                               |                         |                        |                                    |                               |                   |
| Support Services - Business   |             |                   |                            |                             |                               |                         |                        |                                    |                               |                   |
| Facilities Acquisition & Construction Services                                  | 2530        |                   |                            | 662,814                     |                               | 3,811,535               |                        |                                    |                               | 4,474,349         |
| Other Support Services (Describe & Itemize)                                     | 2900        |                   |                            |                             |                               |                         |                        |                                    |                               | 0                 |
| <b>Total Support Services</b>   | <b>2000</b> | 0                 | 0                          | 662,814                     | 0                             | 3,811,535               | 0                      | 0                                  |                               | 4,474,349         |
| <b>PAYMENTS TO OTHER DIST &amp; GOVT UNITS (CP)</b>                             |             |                   |                            |                             |                               |                         |                        |                                    |                               |                   |
| <b>Payments to Other Dist &amp; Govt Units (In-State)</b>                       | <b>4100</b> |                   |                            |                             |                               |                         |                        |                                    |                               |                   |
| Payments to Regular Programs  | 4110        |                   |                            |                             |                               |                         |                        |                                    |                               | 0                 |
| Payment for Special Education Programs  | 4120        |                   |                            |                             |                               |                         |                        |                                    |                               | 0                 |
| Payment for CTE Programs  | 4140        |                   |                            |                             |                               |                         |                        |                                    |                               | 0                 |
| Payments to Other Govt Units (In-State) (Describe & Itemize)                    | 4190        |                   |                            |                             |                               |                         |                        |                                    |                               | 0                 |
| <b>Total Payments to Other Districts &amp; Govt Units</b>                       | <b>4000</b> |                   |                            | 0                           |                               |                         | 0                      |                                    |                               | 0                 |
| <b>PROVISION FOR CONTINGENCIES (CP)</b>   |             |                   |                            |                             |                               |                         |                        |                                    |                               |                   |
| <b>Total Direct Disbursements/Expenditures</b>                                  | <b>6000</b> | 0                 | 0                          | 662,814                     | 0                             | 3,811,535               | 0                      | 0                                  |                               | 4,474,349         |
| <b>Excess (Deficiency) of Receipts/Revenues Over Disbursements/Expenditures</b> |             |                   |                            |                             |                               |                         |                        |                                    |                               | <b>-4,474,349</b> |

**70 WORKING CASH FUND (WC)**

|  |             |   |   |   |   |   |   |   |   |   |
|--|-------------|---|---|---|---|---|---|---|---|---|
| <b>80 - TORT FUND (TF)</b>                           |             |   |   |   |   |   |   |   |   |   |
| <b>INSTRUCTION (TF)</b>                              | <b>1000</b> |   |   |   |   |   |   |   |   |   |
| Regular Programs                                     | 1100        |   |   |   |   |   |   |   |   | 0 |
| Tuition Payment to Charter Schools                   | 1115        |   |   |   |   |   |   |   |   | 0 |
| Pre-K Programs                                       | 1125        |   |   |   |   |   |   |   |   | 0 |
| Special Education Programs (Functions 1200 - 1220)   | 1200        |   |   |   |   |   |   |   |   | 0 |
| Special Education Programs Pre-K                     | 1225        |   |   |   |   |   |   |   |   | 0 |
| Remedial and Supplemental Programs K-12              | 1250        |   |   |   |   |   |   |   |   | 0 |
| Remedial and Supplemental Programs Pre-K             | 1275        |   |   |   |   |   |   |   |   | 0 |
| Adult/Continuing Education Programs                  | 1300        |   |   |   |   |   |   |   |   | 0 |
| CTE Programs   | 1400        |   |   |   |   |   |   |   |   | 0 |
| Interscholastic Programs                             | 1500        |   |   |   |   |   |   |   |   | 0 |
| Summer School Programs                               | 1600        |   |   |   |   |   |   |   |   | 0 |
| Gifted Programs                                      | 1650        |   |   |   |   |   |   |   |   | 0 |
| Driver's Education Programs                          | 1700        |   |   |   |   |   |   |   |   | 0 |
| Bilingual Programs                                   | 1800        |   |   |   |   |   |   |   |   | 0 |
| Truant Alternative & Optional Programs               | 1900        |   |   |   |   |   |   |   |   | 0 |
| Pre-K Programs - Private Tuition                     | 1910        |   |   |   |   |   |   |   |   | 0 |
| Regular K-12 Programs Private Tuition                | 1911        |   |   |   |   |   |   |   |   | 0 |
| Special Education Programs K-12 Private Tuition      | 1912        |   |   |   |   |   |   |   |   | 0 |
| Special Education Programs Pre-K Tuition             | 1913        |   |   |   |   |   |   |   |   | 0 |
| Remedial/Supplemental Programs K-12 Private Tuition  | 1914        |   |   |   |   |   |   |   |   | 0 |
| Remedial/Supplemental Programs Pre-K Private Tuition | 1915        |   |   |   |   |   |   |   |   | 0 |
| Adult/Continuing Education Programs Private Tuition  | 1916        |   |   |   |   |   |   |   |   | 0 |
| CTE Programs Private Tuition                         | 1917        |   |   |   |   |   |   |   |   | 0 |
| Interscholastic Programs Private Tuition             | 1918        |   |   |   |   |   |   |   |   | 0 |
| Summer School Programs Private Tuition               | 1919        |   |   |   |   |   |   |   |   | 0 |
| Gifted Programs Private Tuition                      | 1920        |   |   |   |   |   |   |   |   | 0 |
| Bilingual Programs Private Tuition                   | 1921        |   |   |   |   |   |   |   |   | 0 |
| Truants Alternative/Opt Ed Programs Private Tuition  | 1922        |   |   |   |   |   |   |   |   | 0 |
| <b>Total Instruction<sup>14</sup></b>                | <b>1000</b> | 0 | 0 | 0 | 0 | 0 | 0 | 0 | 0 | 0 |
| <b>SUPPORT SERVICES (TF)</b>                         | <b>2000</b> |   |   |   |   |   |   |   |   |   |

| Description: Enter Whole Numbers Only                               | Funct #     | (100)<br>Salaries | (200)<br>Employee Benefits | (300)<br>Purchased Services | (400)<br>Supplies & Materials | (500)<br>Capital Outlay | (600)<br>Other Objects | (700)<br>Non-Capitalized Equipment | (800)<br>Termination Benefits | (900)<br>Total |
|---|-------------|-------------------|----------------------------|-----------------------------|-------------------------------|-------------------------|------------------------|------------------------------------|-------------------------------|----------------|
| <b>Support Services - Pupil</b>                                     | <b>2100</b> |                   |                            |                             |                               |                         |                        |                                    |                               |                |
| Attendance & Social Work Services                                   | 2110        |                   |                            |                             |                               |                         |                        |                                    |                               | 0              |
| Guidance Services   | 2120        |                   |                            |                             |                               |                         |                        |                                    |                               | 0              |
| Health Services   | 2130        |                   |                            |                             |                               |                         |                        |                                    |                               | 0              |
| Psychological Services  | 2140        |                   |                            |                             |                               |                         |                        |                                    |                               | 0              |
| Speech Pathology & Audiology Services                               | 2150        |                   |                            |                             |                               |                         |                        |                                    |                               | 0              |
| Other Support Services - Pupils (Describe & Itemize)                | 2190        |                   |                            |                             |                               |                         |                        |                                    |                               | 0              |
| <b>Total Support Services - Pupil</b>                               | <b>2100</b> | 0                 | 0                          | 0                           | 0                             | 0                       | 0                      | 0                                  | 0                             | 0              |
| <b>Support Services - Instructional Staff</b>                       | <b>2200</b> |                   |                            |                             |                               |                         |                        |                                    |                               |                |
| Improvement of Instruction Services                                 | 2210        |                   |                            |                             |                               |                         |                        |                                    |                               | 0              |
| Educational Media Services  | 2220        |                   |                            |                             |                               |                         |                        |                                    |                               | 0              |
| Assessment & Testing  | 2230        |                   |                            |                             |                               |                         |                        |                                    |                               | 0              |
| <b>Total Support Services - Instructional Staff</b>                 | <b>2200</b> | 0                 | 0                          | 0                           | 0                             | 0                       | 0                      | 0                                  | 0                             | 0              |
| <b>Support Services - General Administration</b>                    | <b>2300</b> |                   |                            |                             |                               |                         |                        |                                    |                               |                |
| Board of Education Services   | 2310        |                   |                            |                             |                               |                         |                        |                                    |                               | 0              |
| Executive Administration Services                                   | 2320        |                   |                            |                             |                               |                         |                        |                                    |                               | 0              |
| Special Area Administration Services                                | 2330        |                   |                            |                             |                               |                         |                        |                                    |                               | 0              |
| Claims Paid from Self Insurance Fund                                | 2361        |                   |                            |                             |                               |                         |                        |                                    |                               | 0              |
| Risk Management and Claims Services Payments                        | 2365        |                   |                            |                             |                               |                         |                        |                                    |                               | 0              |
| <b>Total Support Services - General Administration</b>              | <b>2300</b> | 0                 | 0                          | 0                           | 0                             | 0                       | 0                      | 0                                  | 0                             | 0              |
| <b>Support Services - School Administration</b>                     | <b>2400</b> |                   |                            |                             |                               |                         |                        |                                    |                               |                |
| Office of the Principal Services                                    | 2410        |                   |                            |                             |                               |                         |                        |                                    |                               | 0              |
| Other Support Services - School Administration (Describe & Itemize) | 2490        |                   |                            |                             |                               |                         |                        |                                    |                               | 0              |
| <b>Total Support Services - School Administration</b>               | <b>2400</b> | 0                 | 0                          | 0                           | 0                             | 0                       | 0                      | 0                                  | 0                             | 0              |
| <b>Support Services - Business</b>                                  | <b>2500</b> |                   |                            |                             |                               |                         |                        |                                    |                               |                |
| Direction of Business Support Services                              | 2510        |                   |                            |                             |                               |                         |                        |                                    |                               | 0              |
| Fiscal Services   | 2520        |                   |                            |                             |                               |                         |                        |                                    |                               | 0              |
| Operation & Maintenance of Plant Services                           | 2540        |                   |                            |                             |                               |                         |                        |                                    |                               | 0              |
| Pupil Transportation Services                                       | 2550        |                   |                            |                             |                               |                         |                        |                                    |                               | 0              |
| Food Services   | 2560        |                   |                            |                             |                               |                         |                        |                                    |                               | 0              |
| Internal Services   | 2570        |                   |                            |                             |                               |                         |                        |                                    |                               | 0              |
| <b>Total Support Services - Business</b>                            | <b>2500</b> | 0                 | 0                          | 0                           | 0                             | 0                       | 0                      | 0                                  | 0                             | 0              |
| <b>Support Services - Central</b>                                   | <b>2600</b> |                   |                            |                             |                               |                         |                        |                                    |                               |                |
| Direction of Central Support Services                               | 2610        |                   |                            |                             |                               |                         |                        |                                    |                               | 0              |
| Planning, Research, Development & Evaluation Services               | 2620        |                   |                            |                             |                               |                         |                        |                                    |                               | 0              |
| Information Services  | 2630        |                   |                            |                             |                               |                         |                        |                                    |                               | 0              |
| Staff Services  | 2640        |                   |                            |                             |                               |                         |                        |                                    |                               | 0              |
| Data Processing Services  | 2660        |                   |                            |                             |                               |                         |                        |                                    |                               | 0              |
| <b>Total Support Services - Central</b>                             | <b>2600</b> | 0                 | 0                          | 0                           | 0                             | 0                       | 0                      | 0                                  | 0                             | 0              |
| Other Support Services (Describe & Itemize)                         | 2900        |                   |                            |                             |                               |                         |                        |                                    |                               | 0              |
| <b>Total Support Services</b>                                       | <b>2000</b> | 0                 | 0                          | 0                           | 0                             | 0                       | 0                      | 0                                  | 0                             | 0              |
| <b>COMMUNITY SERVICES (TF)</b>                                      | <b>3000</b> |                   |                            |                             |                               |                         |                        |                                    |                               |                |
| <b>PAYMENTS TO OTHER DIST &amp; GOVT UNITS (TF)</b>                 | <b>4000</b> |                   |                            |                             |                               |                         |                        |                                    |                               |                |
| <b>Payments to Other Dist &amp; Govt Units (In-State)</b>           | <b>4100</b> |                   |                            |                             |                               |                         |                        |                                    |                               |                |
| Payments for Regular Programs                                       | 4110        |                   |                            |                             |                               |                         |                        |                                    |                               | 0              |
| Payments for Special Education Programs                             | 4120        |                   |                            |                             |                               |                         |                        |                                    |                               | 0              |
| Payments for Adult/Continuing Education Programs                    | 4130        |                   |                            |                             |                               |                         |                        |                                    |                               | 0              |
| Payments for CTE Programs   | 4140        |                   |                            |                             |                               |                         |                        |                                    |                               | 0              |
| Payments for Community College Programs                             | 4170        |                   |                            |                             |                               |                         |                        |                                    |                               | 0              |
| Other Payments to In-State Govt Units (Describe & Itemize)          | 4190        |                   |                            |                             |                               |                         |                        |                                    |                               | 0              |
| <b>Total Payments to Other Dist &amp; Govt Units (In-State)</b>     | <b>4100</b> |                   |                            | 0                           |                               |                         | 0                      |                                    |                               | 0              |



| Description: Enter Whole Numbers Only  | Funct #     | (100)    | (200)             | (300)              | (400)                | (500)          | (600)         | (700)                     | (800)                | (900)     |
|--|-------------|----------|-------------------|--------------------|----------------------|----------------|---------------|---------------------------|----------------------|-----------|
|  |             | Salaries | Employee Benefits | Purchased Services | Supplies & Materials | Capital Outlay | Other Objects | Non-Capitalized Equipment | Termination Benefits | Total     |
| Payments for Regular Programs - Tuition  | 4210        |          |                   |                    |                      |                |               |                           |                      | 0         |
| Payments for Special Education Programs - Tuition                              | 4220        |          |                   |                    |                      |                |               |                           |                      | 0         |
| Payments for Adult/Continuing Education Programs - Tuition                     | 4230        |          |                   |                    |                      |                |               |                           |                      | 0         |
| Payments for CTE Programs - Tuition  | 4240        |          |                   |                    |                      |                |               |                           |                      | 0         |
| Payments for Community College Programs - Tuition                              | 4270        |          |                   |                    |                      |                |               |                           |                      | 0         |
| Payments for Other Programs - Tuition  | 4280        |          |                   |                    |                      |                |               |                           |                      | 0         |
| Other Payments to In-State Govt Units (Describe & Itemize)                     | 4290        |          |                   |                    |                      |                |               |                           |                      | 0         |
| <b>Total Payments to Other Dist &amp; Govt Units - Tuition (In State)</b>      | <b>4200</b> |          |                   |                    |                      |                | 0             |                           |                      | 0         |
| Payments for Regular Programs - Transfers                                      | 4310        |          |                   |                    |                      |                |               |                           |                      | 0         |
| Payments for Special Education Programs - Transfers                            | 4320        |          |                   |                    |                      |                |               |                           |                      | 0         |
| Payments for Adult/Continuing Ed Programs - Transfers                          | 4330        |          |                   |                    |                      |                |               |                           |                      | 0         |
| Payments for CTE Programs - Transfers  | 4340        |          |                   |                    |                      |                |               |                           |                      | 0         |
| Payments for Community College Program - Transfers                             | 4370        |          |                   |                    |                      |                |               |                           |                      | 0         |
| Payments for Other Programs - Transfers  | 4380        |          |                   |                    |                      |                |               |                           |                      | 0         |
| Other Payments to In-State Govt Units - Transfers (Describe & Itemize)         | 4390        |          |                   |                    |                      |                |               |                           |                      | 0         |
| <b>Total Payments to Other Dist &amp; Govt Units-Transfers (In State)</b>      | <b>4300</b> |          |                   | 0                  |                      |                | 0             |                           |                      | 0         |
| Payments to Other Dist & Govt Units (Out of State)                             | 4400        |          |                   |                    |                      |                |               |                           |                      | 0         |
| <b>Total Payments to Other Dist &amp; Govt Units</b>                           | <b>4000</b> |          |                   | 0                  |                      |                | 0             |                           |                      | 0         |
| <b>DEBT SERVICE (TF)</b>   | <b>5000</b> |          |                   |                    |                      |                |               |                           |                      |           |
| <b>Debt Service - Interest on Short-Term Debt</b>                              |             |          |                   |                    |                      |                |               |                           |                      |           |
| Tax Anticipation Warrants  | 5110        |          |                   |                    |                      |                |               |                           |                      | 0         |
| Corporate Personal Property Replacement Tax Anticipation Notes                 | 5130        |          |                   |                    |                      |                |               |                           |                      | 0         |
| Other Interest or Short-Term Debt (Describe & Itemize)                         | 5150        |          |                   |                    |                      |                |               |                           |                      | 0         |
| <b>Total Debt Service</b>  | <b>5000</b> |          |                   |                    |                      |                | 0             |                           |                      | 0         |
| <b>PROVISION FOR CONTINGENCIES (TF)</b>  | <b>6000</b> |          |                   |                    |                      |                |               |                           |                      | 0         |
| <b>Total Direct Disbursements/Expenditures</b>                                 |             | 0        | 0                 | 0                  | 0                    | 0              | 0             | 0                         | 0                    | 0         |
| <b>Excess (Deficiency) of Receipts/Revenues Over Disbursements/Expenditure</b> |             |          |                   |                    |                      |                |               |                           |                      | 0         |
| <b>90 - FIRE PREVENTION &amp; SAFETY FUND (FP&amp;S)</b>                       |             |          |                   |                    |                      |                |               |                           |                      |           |
| <b>SUPPORT SERVICES (FP&amp;S)</b>   | <b>2000</b> |          |                   |                    |                      |                |               |                           |                      |           |
| Support Services - Business  | 2500        |          |                   |                    |                      |                |               |                           |                      |           |
| Facilities Acquisition & Construction Services                                 | 2530        |          |                   |                    |                      |                |               |                           |                      | 0         |
| Operation & Maintenance of Plant Service                                       | 2540        |          |                   |                    |                      | 2,627,888      |               |                           |                      | 2,627,888 |
| <b>Total Support Services - Business</b>                                       | <b>2500</b> | 0        | 0                 | 0                  | 0                    | 2,627,888      | 0             | 0                         |                      | 2,627,888 |
| Other Support Services (Describe & Itemize)                                    | 2900        |          |                   |                    |                      |                |               |                           |                      | 0         |
| <b>Total Support Services</b>  | <b>2000</b> | 0        | 0                 | 0                  | 0                    | 2,627,888      | 0             | 0                         |                      | 2,627,888 |
| <b>PAYMENTS TO OTHER DISTRICTS &amp; GOVT UNITS (FP&amp;S)</b>                 | <b>4000</b> |          |                   |                    |                      |                |               |                           |                      |           |
| Payments to Regular Programs   | 4110        |          |                   |                    |                      |                |               |                           |                      | 0         |
| Payments to Special Education Programs   | 4120        |          |                   |                    |                      |                |               |                           |                      | 0         |
| Other Payments to In-State Govt Units (Describe & Itemize)                     | 4190        |          |                   |                    |                      |                |               |                           |                      | 0         |
| <b>Total Payments to Other Districts &amp; Govt Units (FPS)</b>                | <b>4000</b> |          |                   |                    |                      |                | 0             |                           |                      | 0         |
| <b>DEBT SERVICE (FP&amp;S)</b>   | <b>5000</b> |          |                   |                    |                      |                |               |                           |                      |           |
| <b>Debt Service - Interest on Short-Term Debt</b>                              | <b>5100</b> |          |                   |                    |                      |                |               |                           |                      |           |
| Tax Anticipation Warrants  | 5110        |          |                   |                    |                      |                |               |                           |                      | 0         |
| Other Interest on Short-Term Debt (Describe & Itemize)                         | 5150        |          |                   |                    |                      |                |               |                           |                      | 0         |
| <b>Total Debt Service - Interest on Short-Term Debt</b>                        | <b>5100</b> |          |                   |                    |                      |                | 0             |                           |                      | 0         |
| <b>Debt Service - Interest on Long-Term Debt</b>                               | <b>5200</b> |          |                   |                    |                      |                |               |                           |                      | 0         |
| <b>Debt Service - Payments of Principal on Long-Term Debt <sup>15</sup></b>    | <b>5300</b> |          |                   |                    |                      |                |               |                           |                      |           |
| (Lease/Purchase Principal Retired)   |             |          |                   |                    |                      |                |               |                           |                      | 0         |
| <b>Total Debt Service</b>  | <b>5000</b> |          |                   |                    |                      |                | 0             |                           |                      | 0         |
| <b>PROVISIONS FOR CONTINGENCIES (FP&amp;S)</b>                                 | <b>6000</b> |          |                   |                    |                      |                |               |                           |                      | 0         |

ESTIMATED DISBURSEMENTS/EXPENDITURES

| Description: Enter Whole Numbers Only  | Funct # | (100) Salaries | (200) Employee Benefits | (300) Purchased Services | (400) Supplies & Materials | (500) Capital Outlay | (600) Other Objects | (700) Non-Capitalized Equipment | (800) Termination Benefits | (900) Total       |
|--|---------|----------------|-------------------------|--------------------------|----------------------------|----------------------|---------------------|---------------------------------|----------------------------|-------------------|
| <b>Total Direct Disbursements/Expenditures</b>                                 |         | 0              | 0                       | 0                        | 0                          | 2,627,888            | 0                   | 0                               |                            | 2,627,888         |
| <b>Excess (Deficiency) of Receipts/Revenues Over Disbursements/Expenditure</b> |         |                |                         |                          |                            |                      |                     |                                 |                            | <b>-2,627,303</b> |

CLOSED SESSION



**COMMUNITY CONSOLIDATED SCHOOL DISTRICT 59**  
*Elk Grove Township Schools*

**RESOLUTION:      CLOSED MEETING**

Background

Provisions of the Illinois Open Meetings Act (Ill. Rev. Stat., Chapter 102, Section 41, et. seq.) stipulate that all or part of a meeting may be closed to the public upon a majority vote of a quorum taken in any properly called open meeting. The minutes shall disclose the vote of each member on the question of entering closed session and shall state the specific statutory exception authorizing the closing of the meeting. A single vote may authorize a series of closed meetings on the same topic within a three-month period. Minutes shall be kept of all closed sessions and shall record the date, time, place of meeting, members present and absent, a summary of discussions of all matters proposed, discussed or decided, and a record of any votes taken. No final action may be taken in closed session.

Resolution

Time \_\_\_\_\_

Motion made by \_\_\_\_\_, seconded by \_\_\_\_\_ to adopt the following resolution:

**BE IT RESOLVED THAT** on the 9th day of August 2021, the Community Consolidated School District 59 Board of Education recess in a closed meeting for discussion of “The appointment, employment, compensation, discipline, performance, or dismissal of specific employees of the District or legal counsel for the District, including hearing testimony on a complaint lodged against an employee or against legal counsel for the District to determine its validity. However, a meeting to consider an increase in compensation to a specific employee of a public body that is subject to the Local Government Wage Increase Transparency Act may not be closed and shall be open to the public and posted and held in accordance with this Act.” **5 ILCS 120/2(c)(1)**

| Roll Call Vote: | Ayes                     | Nays                     | Absent                   | Abstain                  |
|-----------------|--------------------------|--------------------------|--------------------------|--------------------------|
| Espino          | <input type="checkbox"/> | <input type="checkbox"/> | <input type="checkbox"/> | <input type="checkbox"/> |
| Lang            | <input type="checkbox"/> | <input type="checkbox"/> | <input type="checkbox"/> | <input type="checkbox"/> |
| Mancilla        | <input type="checkbox"/> | <input type="checkbox"/> | <input type="checkbox"/> | <input type="checkbox"/> |
| Petrielli       | <input type="checkbox"/> | <input type="checkbox"/> | <input type="checkbox"/> | <input type="checkbox"/> |
| Reid            | <input type="checkbox"/> | <input type="checkbox"/> | <input type="checkbox"/> | <input type="checkbox"/> |
| Sagerer         | <input type="checkbox"/> | <input type="checkbox"/> | <input type="checkbox"/> | <input type="checkbox"/> |
| Schumacher      | <input type="checkbox"/> | <input type="checkbox"/> | <input type="checkbox"/> | <input type="checkbox"/> |

AYES: \_\_\_\_\_ NAYS: \_\_\_\_\_ ABSENT: \_\_\_\_\_ ABSTAIN: \_\_\_\_\_

MOTION (approved/defeated) VOTE: \_\_\_\_ - \_\_\_\_ - \_\_\_\_ - \_\_\_\_

RECONVENE





**COMMUNITY CONSOLIDATED SCHOOL DISTRICT 59**  
*Elk Grove Township Schools*

**RESOLUTION: RECONVENE MEETING**

Time: \_\_\_\_\_

Resolution

Motion made by \_\_\_\_\_, seconded by \_\_\_\_\_ to adopt the following resolution:

BE IT RESOLVED THAT on the 9th day of August 2021, the Community Consolidated School District 59 Board of Education meeting is reconvened.

| Roll Call Vote: | Ayes                     | Nays                     | Absent                   | Abstain                  |
|-----------------|--------------------------|--------------------------|--------------------------|--------------------------|
| Espino          | <input type="checkbox"/> | <input type="checkbox"/> | <input type="checkbox"/> | <input type="checkbox"/> |
| Lang            | <input type="checkbox"/> | <input type="checkbox"/> | <input type="checkbox"/> | <input type="checkbox"/> |
| Mancilla        | <input type="checkbox"/> | <input type="checkbox"/> | <input type="checkbox"/> | <input type="checkbox"/> |
| Petrielli       | <input type="checkbox"/> | <input type="checkbox"/> | <input type="checkbox"/> | <input type="checkbox"/> |
| Reid            | <input type="checkbox"/> | <input type="checkbox"/> | <input type="checkbox"/> | <input type="checkbox"/> |
| Sagerer         | <input type="checkbox"/> | <input type="checkbox"/> | <input type="checkbox"/> | <input type="checkbox"/> |
| Schumacher      | <input type="checkbox"/> | <input type="checkbox"/> | <input type="checkbox"/> | <input type="checkbox"/> |

AYES: \_\_\_\_\_ NAYS: \_\_\_\_\_ ABSENT: \_\_\_\_\_ ABSTAIN: \_\_\_\_\_

MOTION (approved/defeated) VOTE: \_\_\_\_-\_\_\_\_-\_\_\_\_-\_\_\_\_



ADJOURN



**COMMUNITY CONSOLIDATED SCHOOL DISTRICT 59**  
*Elk Grove Township Schools*

**RESOLUTION:     ADJOURN THE MEETING OF THE BOARD OF EDUCATION**

Time: \_\_\_\_\_

\_\_\_\_\_ made a motion, seconded by \_\_\_\_\_ to adopt the following resolution:

BE IT RESOLVED THAT on the 9th day of August, 2021, the Community Consolidated School District 59 Board of Education meeting is adjourned.

| Roll Call Vote: | Ayes                     | Nays                     | Absent                   | Abstain                  |
|-----------------|--------------------------|--------------------------|--------------------------|--------------------------|
| Espino          | <input type="checkbox"/> | <input type="checkbox"/> | <input type="checkbox"/> | <input type="checkbox"/> |
| Lang            | <input type="checkbox"/> | <input type="checkbox"/> | <input type="checkbox"/> | <input type="checkbox"/> |
| Mancilla        | <input type="checkbox"/> | <input type="checkbox"/> | <input type="checkbox"/> | <input type="checkbox"/> |
| Petrielli       | <input type="checkbox"/> | <input type="checkbox"/> | <input type="checkbox"/> | <input type="checkbox"/> |
| Reid            | <input type="checkbox"/> | <input type="checkbox"/> | <input type="checkbox"/> | <input type="checkbox"/> |
| Sagerer         | <input type="checkbox"/> | <input type="checkbox"/> | <input type="checkbox"/> | <input type="checkbox"/> |
| Schumacher      | <input type="checkbox"/> | <input type="checkbox"/> | <input type="checkbox"/> | <input type="checkbox"/> |

AYES: \_\_\_\_\_ NAYS: \_\_\_\_\_ ABSENT: \_\_\_\_\_ ABSTAIN: \_\_\_\_\_

MOTION (approved/defeated)     VOTE: \_\_\_\_ - \_\_\_\_ - \_\_\_\_ - \_\_\_\_